



CARMEL AREA WASTEWATER DISTRICT

Regular Board Meeting

Thursday, April 30, 2026

9:00 a.m.

3945 Rio Road

Carmel, California 93923

This document is formatted for accessibility and readability in compliance with ADA standards.

Public Comment

Agenda Changes

ORDINANCE 2026-01



STAFF REPORT

To: Board of Directors

From: Jeff Bandy, Principal Engineer

Date: April 30, 2026

Subject: Adoption of California Uniform Public Construction Cost Accounting (CUPCCA) Procedures under Public Contract Code (PCC) Section 22030 (Ordinance 2026-01).

RECOMMENDATION

Staff recommend that the Board adopt the CUPCCA Procedures and pass an ordinance instituting a policy allowing for informal bidding processes as defined in PCC §22030. Adopting this ordinance would allow the District to complete small projects more quickly, reducing administrative overhead costs and improving the District's ability to maintain our collection system and avoid potential sewer spills.

DISCUSSION

The CUPCCA Act (Act) was enacted in 1983 to "promote uniformity of the cost accounting standards and bidding procedures on construction work performed or contracted by public entities in the state" (PCC §22001). The Act is a voluntary program that is available to all public entities in California, but it only applies to those public agencies that have "opted in" to the provisions set forth by the Act. The entirety of the Act is found in PCC §22000-22045. A Frequently Asked Questions document provided by the California Uniform Construction Cost Accounting Commission is included as attachment to this report.

The informal bidding procedure established by the Act allows for award of “public projects,” which are defined as “construction, reconstruction, erection, alteration, renovation, improvement, demolition, installation, and repair work involving any publicly owned...facility” (PCC §22002(c)). Public projects do not include maintenance work such as routine or reoccurring work, landscape maintenance, or resurfacing of streets at less than one inch. The Act allows for public project work in the amount of \$75,000 or less to be performed by District staff by force account, by negotiated contract, or by purchase order (PCC § 22032(a)). Public projects in the amount of \$220,000 or less may use the informal bidding procedures set forth in PCC § 22032(b). Public projects at a cost of more than \$220,000 must still use the formal bidding procedures currently followed by the District pursuant to PCC § 22032(c), except in cases where the cost is between \$220,000 and \$235,000, in which case the Board may pass a resolution, as approved by four-fifths vote, to award the contract to the lowest responsible bidder.

The primary benefits of these informal bidding procedures are reducing the administrative costs and expediting delivery of small projects by streamlining the project advertising and award process. The Act does not compromise the competitive bid requirements of the PCC, since the lowest responsible bidder must be selected. These informal bidding procedures do not supersede other contracting legal requirements such as performance bonds, prevailing wages, certificates of insurance, etc.

Once the proposed resolution is adopted, the informal bidding procedure would be as follows (per PCC §22034):

1. The District establishes a list of qualified contractors by giving written notice to the construction trade journals designated for the District under PCC §22036¹ and inviting licensed contractors to submit for inclusion in the District’s list of qualified bidders based on the type of work they are licensed to perform. The District must maintain and update this list annually by sending written notices to the aforementioned journals. All contractors who have previously provided valid bids to the District may automatically be included in the list of qualified contractors. Contractors may be added to the qualified list at any time by providing their Contractors State License Board (CSLB) license information.
2. A notice inviting informal bids is sent to the list of qualified contractors and/or the construction trade journals not less than 10 calendar days before bids are due.

¹ BidNet Direct (required), Dodge Data & Analytics (required), Builders’ Exchange of Santa Clara County, Central Coast Builders Association, San Luis Obispo County Builders Exchange (two out of these three required)

The notice would describe the project in general terms, provide contact information for District staff, define the necessary percentages of bid and performance bonds, and state the time and place for submission of the bids.

3. If the received bids are in the amount of \$220,000 or less, the General Manager may award the project to the lowest responsible bidder.

The areas of work contracted by the District that would most benefit from the informal bidding procedures are sewer main spot repairs and asphalt repairs (not including resurfacing at less than one inch). Adopting these procedures would accelerate the District's ability to fix deficiencies in the collection system and reduce the potential for sewer spills.

As of February 2026, 1,709 public entities in California participate in this program, including 138 water and wastewater agencies. A list of these water and wastewater agencies is provided as an attachment to this staff report.

FUNDING

This ordinance would reduce the cost of administering small projects. The California Uniform Construction Cost Accounting Commission does not charge any membership fees or dues to participate in the program.

ATTACHMENT

- List of Participating Water and Wastewater Agencies (February 4, 2026)
- California Uniform Public Construction Cost Accounting Act Frequently Asked Questions (FAQ) (August 22, 2025)

Participating Water and Wastewater Agencies (as of 2/4/2026)

Alleghany County Water District	County Sanitation District #29 of Los Angeles County
Almonte Sanitary District	County Sanitation District #3 of Los Angeles County
Big Bear Area Regional Wastewater Agency	County Sanitation District #32 of Los Angeles County
Big Bear Municipal Water District	County Sanitation District #34 of Los Angeles County
Carpinteria Sanitary District	County Sanitation District #35 of Los Angeles County
Castro Valley Sanitary District	County Sanitation District #4 of Los Angeles County
Cayucos Sanitary District	County Sanitation District #5 of Los Angeles County
Central Coast Blue Regional Recycled Water Authority	County Sanitation District #8 of Los Angeles County
Central Contra Costa Sanitary District	County Sanitation District #9 of Los Angeles County
Central Marin Sanitation Agency	Cupertino Sanitary District
Contra Costa County Flood Control & Water Conservation	Descanso Community Water District
Contra Costa County Sanitation #19	Desert Water Agency
Contra Costa County Sanitation #5	East Palo Alto Sanitary District
Contra Costa County Sanitation #6	Ford City-Taft Heights Sanitation District
Corinthian Bay Sanitation District	Forestville County Sanitation District
Costa Mesa Sanitary District	Goleta Sanitary District
Cottonwood Water District	Homestead Valley Sanitary District
County Sanitation District #1 of Los Angeles County	Humboldt Bay Municipal Water District
County Sanitation District #14 of Los Angeles County	Irish Beach Water District
County Sanitation District #15 of Los Angeles County	Ironhouse Sanitary District
County Sanitation District #16 of Los Angeles County	Jamestown Sanitary District
County Sanitation District #17 of Los Angeles County	Kelseyville County Waterworks District
County Sanitation District #18 of Los Angeles County	Kern County Water Agency
County Sanitation District #19 of Los Angeles County	Kern Sanitation Authority
County Sanitation District #2 of Los Angeles County	Lake County Sanitation District
County Sanitation District #20 of Los Angeles County	Lands End Sanitation District
County Sanitation District #21 of Los Angeles County	Las Gallinas Valley Sanitary District
County Sanitation District #22 of Los Angeles County	Lemon Grove Sanitation District
County Sanitation District #23 of Los Angeles County	Livermore Amador Valley Water Management Agency
County Sanitation District #26 of Los Angeles County	Madera County Flood Control & Water Conservation
County Sanitation District #27 of Los Angeles County	Madera-Chowchilla Water & Power Authority
County Sanitation District #28 of Los Angeles County	Marin County Flood Control & Water Conservation District

Participating Water and Wastewater Agencies (as of 2/4/2026)

Marin County Sanitary District #5	Russian River Flood Control & Water Conservation Improvement District
Meiners Oaks Sanitary District	Sacramento County Water Agency
Middletown Sanitation	San Benito County Water District
Midway City Sanitary District	San Joaquin County Flood Control and Water Conservation District Zone #10
Mokelumne Hill Sanitary District	San Joaquin County Flood Control and Water Conservation District Zone #9
Montecito Sanitary District	San Joaquin County Flood Control Water Investigation Zone #2
Monterey Peninsula Water Management District	San Luis Obispo County Flood Control and Water Conservation District
Murphys Sanitary District	Santa Clarita Valley Sanitation District of Los Angeles County
Napa County Flood Control and Water Conservation District	Sausalito-Marín City Sanitary District
Napa Sanitation District	Simi Valley County Sanitation District
Newhall Ranch Sanitation District of Los Angeles County	Siskiyou County Flood Control and Water Conservation District
North of River Sanitary District #1	Sky View County Water District
Novato Sanitary District	Solano County Water Agency
Occidental County Sanitation District	Sonoma County Water Agency
Ojai Valley Sanitary District	Sonoma Valley County Sanitation District
Orange County Sanitation #1	South Bay Cities Sanitation District of Los Angeles County
Orange County Sanitation #11	South Park County Sanitation District
Orange County Sanitation #13	South San Luis Obispo County Sanitation District
Orange County Sanitation #14	Stege Sanitary District
Orange County Sanitation #2	Susanville Sanitary District
Orange County Sanitation #3	Three Valleys Municipal Water District
Orange County Sanitation #5	Triunfo Water & Sanitation District
Orange County Sanitation #6	Tuolumne City Sanitary District
Orange County Sanitation #7	Vallejo Flood and Wastewater District
Oro Loma Sanitary District	Valley of the Moon Water District
Otay Water District	Valley Springs Sanitary District
Palm Desert Water & Services District	Ventura County Watershed Protection District
Quincy Sanitary District	Ventura County Waterworks District #8
Riverside County Flood Control & Water Conservation	
Rodeo Sanitary District	
Ross Valley Sanitary District	
Russian River County Sanitation District	

Participating Water and Wastewater Agencies (as of 2/4/2026)

Ventura River County Water District
Ventura Waterworks District #1
Ventura Waterworks District #16
Ventura Waterworks District #17
Ventura Waterworks District #19
Victor Valley Wastewater Reclamation Authority
Waterloo Morada Fire District
West County Wastewater District
Willow County Water District
Windsor Water District
Wyandotte Creek Groundwater Sustainability Agency
Yolo County Flood Control & Water Conservation District
Yuba County Water Agency

CALIFORNIA UNIFORM PUBLIC CONSTRUCTION COST ACCOUNTING ACT

FREQUENTLY ASKED QUESTIONS (FAQs)

These FAQs have been compiled to assist agencies that are participating in the California Uniform Public Construction Cost Accounting Act (the Act), as contained in Public Contract Code (PCC) Section 22000, et seq. All references are to PCC, unless otherwise stated.

1. What is the Uniform Public Construction Cost Accounting Act?

The Act is legislation that was enacted in 1983 to help promote “uniformity of the cost accounting standards and bidding procedures on construction work performed or contracted by public entities in the state” (Section 22001). The Act is a voluntary program available to all public entities in the State, but it applies only to those public agencies that have “opted in” to the provisions set forth by the Act using the processes outlined in the Act. The entirety of the Act is found at Sections 22000-22045.

2. What are some of the key provisions of the Act?

The Act allows for public project work in the amount of \$75,000 or less to be performed by a public agency’s force account using the public agency’s own resources, or by negotiated contract, or by purchase order (Section 22032(a)). Public projects in the amount of \$220,000 or less may use the informal or formal bidding procedures set forth in Section 22032(b), or (c) of the Act. Public projects at a cost of more than \$220,000 must use formal bidding procedures to let the contract pursuant PCC Section 22032(c), except as otherwise provided by statute.

3. What are the benefits of the program?

- Increased force account limit for public agencies;
- Simplified bidding for projects that are \$220,000 or less;
- Reduced number of formal bids based on project size; and
- Expedited contracting for projects under \$220,000.

Many participating agencies appreciate the program because it has given them more leeway in the execution of public works projects under a certain dollar amount; sped up the award process; expedited project delivery; reduced the time, effort, and expense associated with bidding projects under \$220,000; and simplified administration for those projects. Few agencies have experienced challenges with the accounting requirements and overhead provisions. Moreover, adjustments, when required, have been relatively simple; most required procedures were already in place, so there were few, if any, major changes to existing operations. The current Standard Accounting Codes Structure satisfies reporting requirements when used properly.

4. Is the Uniform Public Construction Cost Accounting Act mandatory for public agencies?

No. The Act is a voluntary program requiring a public agency to “opt in” using the process outlined in the Act.

- 5. How does a public agency become subject to the Act?**
The governing body must elect by resolution to become subject to the Act and must file a copy of the approved resolution with the State Controller’s Office (Section 22030). Sample documents are available at: http://www.sco.ca.gov/ard_cuccac.html. Once an agency has opted into the Act, it will remain a part of the program.
- 6. May a public agency withdraw from the Act?**
Yes. An agency may withdraw from the Act by filing with the State Controller’s Office an approved resolution of the agency’s election to withdraw that was made during a public meeting of the agency’s governing body.
- 7. Must a participating agency “opt in” to the Act annually?**
No. Once a participating agency “opts in” to the Act, the agency remains subject to the Act until it “opts out” of the Act.
- 8. What is the California Uniform Construction Cost Accounting Commission?**
The Commission was created to administer the Act, per Section 22010. It consists of 14 members: 13 members appointed by the State Controller and the License “A” member of the Contractors’ State License Board. Seven members represent the public sector (counties, cities, school districts, and special districts). Six members represent the private sector (public works contractors and unions). The Commission members receive no salary, but are eligible for reimbursement of their direct expenses related to the Commission.
- 9. What are the Uniform Public Construction Cost Accounting Procedures?**
These procedures are to be used for tracking costs for work performed by an Agency’s own forces on a “project” as defined by the Act (Section 22002(c)). The procedures do not apply to operations or maintenance work, or any work that meets the criteria listed in Section 22002(d).
These procedures are intended to capture and record all direct and indirect labor, materials, equipment, subcontractors, and supervision costs, as well as the appropriate overhead costs for the public agency associated with each “project” it performs with its own forces. The procedures follow industry-standard accounting methods, and in many cases are not much different from those already in place at most agencies. Sample forms are available in the CUCCAC Cost Accounting Policies and Procedures Manual at http://www.sco.ca.gov/Files-ARD-Local/cuccac_manual_2025_edition.pdf
School districts may use the Standard Accounting Code Structure to comply with tracking requirements.
- 10. Are the cost accounting procedures applicable for agencies whose work forces perform only maintenance tasks as defined in the Act and that contract all of their public projects to third parties?**
No. The cost accounting procedures are applicable only for agencies that perform public project work such as construction and alteration by force account or otherwise. As maintenance does not constitute a “project” under the Act, the cost accounting procedures do not apply.

- 11.** When are participating agencies required to advertise if they choose to maintain a list of qualified contractors?

At least once per calendar year, each Public Agency that has elected to become subject to the Act and intends to use the notice provisions outlined in Section 22034(a) must establish a new list or update its existing list of qualified contractors by mailing, faxing, or emailing written notice to all construction trade journals designated for that Agency under Section 22036. The notice must invite all licensed contractors to submit the name of their firms to the Agency for inclusion on the Agency’s list of qualified bidders for the following twelve (12) months. Effective January 1, 2016, a participating agency can choose a specific date of their choice in which to renew its list of qualified contractors.

- 12.** May an agency that chooses to maintain a list add a contractor to the list at any time during the year?

Yes.

- 13.** What is meant by the term “qualified contractors” as used in section 22034(a)(1) of the Act?

Qualified contractors are contractors licensed by the State to perform the subject work. The Commission has determined that nothing in the Act prohibits a participating agency from using additional objective pre-qualification standards in the formation and maintenance of their Qualified Contractors Lists if they so desire.

- 14.** How can a contractor get on an agency’s list of contractors?

The California Uniform Public Construction Cost Accounting Commission’s webpage has a list of agencies that are participating in the California Uniform Public Construction Cost Accounting Act (CUPCCAA). Please contact each agency directly to let them know you would like to be on their list of contractors. For a list of participating agencies, please see the “Participating Agency Lists” header at the following link:

https://www.sco.ca.gov/ard_cuccac.html

More detailed instructions for contractors can be found in Section 1.04.01 of the Cost Accounting Policies and Procedures Manual

- 15.** Can a public agency disqualify or exclude certain contractors from the Qualified Contractors List required in Section 22034(a)(1)?

Agencies may disqualify contractors from Qualified Contractors Lists when the contractors fail to furnish information to meet the minimum criteria as established by the Commission.

- 16.** For agencies that do not maintain an informal bidders list, are they allowed to choose who would get notifications of projects?

No. Section 22034(a)(2) provides for notifications to construction trade journals and exchanges in lieu of sending notifications to contractors on an informal bidders list. An agency may send notices to selected contractors provided it has also met the advertisement requirements of Section 22034(a).

- 17.** What is the difference between “qualifying contractors” under the Act and “prequalification of contractors” by school districts under Section 20101?

Qualifying contractors is a process that allows contractors to register with a public agency for notification of public works opportunities. The prequalification process under Section 20101 is a more complex process that requires a standardized questionnaire and evaluation of contractors using standard scoring criteria. The prequalification process is applicable under the Local Agency Public Construction Act, and does not apply to the Uniform Public Construction Cost Accounting Act.

- 18.** Does a contractor have to be on an agency’s contractor list in order to perform projects less than \$75,000?

No, any public project less than the \$75,000 informal bidding threshold can be performed by employees of the public agency, by negotiated contract, or by purchase order. An agency’s list of contractors is only required to be alerted of projects that surpass the informal bidding threshold.

- 19.** Must a public agency a) notify contractors about public projects if the contractors are believed to not have the skills, credentials, or experience to perform the work required for the public project; and b) consider bids submitted by contractors that the public agency believes do not have the skills, credentials, or experience to perform the work?

a) Yes. If a contractor is on the Qualified Contractors List, the contractor must be notified by the agency of public projects for which he or she is licensed to perform (Section 22034(a)(1)).

b) All bids received must be considered, unless an agency makes appropriate legal findings that a contractor is not legally responsible or his or her bid is not responsive.

- 20.** Does the Act allow flexibility in cases of emergency and when repair or replacements are necessary to permit the continued conduct of a public agency’s operations or services?

Yes. For the purposes of the Public Contract Code, an “emergency” is defined at Section 1102 as “a sudden, unexpected occurrence that poses a clear and imminent danger, requiring immediate action to prevent or mitigate the loss or impairment of life, health, property, or essential public services.”

The Act sets forth in Section 22035(a) how a governing body should proceed in case of emergency repairs or replacements. This section states:

In cases of emergency when repair or replacements are necessary, the governing body may proceed at once to replace or repair any public facility without adopting plans, specifications, strain sheets, or working details, or giving notice for bids to let contracts. The work may be done by day labor under the direction of the governing body, by contractor, or by a combination of the two. Section 22050 et seq., provides the emergency contract procedures to be followed in these cases.

21. Do the alternative bidding procedures apply only to public projects as defined in Section 22002(c)?

The alternative bidding procedures apply only to work that constitutes a “public project” as defined in Section 22002(c) and has a construction cost within the limits described in Section 22032. The alternative bidding procedures are not required for the purchase of goods or materials that are not part of a “public project.”

However, as outlined in Section 22003, a participating agency may also use the alternative bidding procedures when contracting for maintenance or other work that does not fall within the definition of a “public project” if it so chooses.

22. What will membership in the Act cost my agency?

Nothing. There are no membership fees or dues. However, the Commission does accept grants to assist it in carrying out its duties (Section 22015(c)).

23. What are the most common concerns addressed by the Act?

These are:

- Cost accounting policies and procedures;
- Informal bidding procedures; and
- Accounting procedures review.

Cost accounting requirements for the Act follow those common to the construction industry. The informal bidding on public projects up to \$220,000 is seen by agencies as an effective tool to expedite completion of small projects. While an accounting procedures review could potentially hold up a project for a minimum of 45 days pursuant to Section 22043(c)(1), these types of reviews have been rare in the Commission’s history.

24. Must an agency calculate an overhead rate to apply the accounting procedures?

No. Cities with populations of less than 75,000 must assume an overhead rate equal to 20% of the total costs of the public project, including the costs of material, equipment, and labor (Section 22017(b)(1)). Cities with a population of more than 75,000 may either calculate an actual overhead rate or assume an overhead rate of 30% of the total costs of a public project including the costs of materials, equipment, and labor (Section 22017(b)(2)).

25. When a public entity opts into the Act, does the Act supersede other contracting legal requirements such as statutory requirements for performance bonds, prevailing wages, and certificates of insurance, etc.?

No. The Act supersedes only the bidding procedures used once a public agency has opted into the Act and has notified the Controller. All other contracting requirements of the PCC remain applicable.

26. Can a public agency claim to be to be exempt from following all of the requirements in Public Contract Code by claiming it only has to follow the language and procedures within the Act?

No. The Act is part of the Public Contract Code; therefore, if the Act is silent on a particular matter, then the Public Contract Code applies on that matter.

27. If public agencies are not following the advertising requirements in the Act, will the Commission address those agencies? Can a complaint be brought to the Commission?

Yes. Recent legislative changes have expanded the Commission’s authority to enforce provisions of the Act. The Commission may review complaints filed by interested parties when evidence is provided that:

- The participating agency performed work after rejecting all bids, claiming it could do the work less expensively (Section 22042(a)).
- The work performed exceeded the force account limits (Section 22032(a)).
- The work was improperly classified as maintenance (Section 22042(c)).
- The work has been split or separated into smaller work orders or projects (Section 22033).
- The work has exceeded the limits or otherwise not met the requirements set forth (Section 22032(b) and (c)).
- A public agency did not comply with the informal bidding procedures set forth at Section 22034 (Section 22042.5).

28. Section 20112 specifically requires school districts to advertise twice for a two-week period, while Section 22037 requires advertising once, 14 days in advance of the date of opening of bids. How do participating school districts reconcile this conflict?

When the Act is in conflict with any other section in the Public Contract Code, the Act shall supersede. The Act requires advertising once, 14 days in advance of the date of opening of bids. Districts participating in the Act may choose to maximize their outreach by advertising twice.

29. May a public agency contract separately for like work at the same site at the same time using the under \$75,000 Force Account method?

No. Section 22033 states:

It shall be unlawful to split or separate into smaller work orders or projects any project for the purpose of evading the provisions of this article requiring work to be done by contract after competitive bidding.

Separating “like work” would be permitted only if the total of all the “like work” is less than \$75,000. If the work is more than \$75,000, it must be advertised and bid according to the provisions of the Act (i.e., bid informally if the total amount is less than \$220,000; bid formally if the total amount exceeds \$220,000).

- 30.** May a public agency bid out two separate projects that occur at the same time and site, but are different types of work?

Yes. There is no violation if the work is competitively bid. If an agency wishes to use the negotiated or informal bidding processes, it must apply the appropriate limits to each of the projects. Each project must be separate in scope. Projects may not be separated by trade to avoid bidding. If the total of all jobs is greater than \$75,000 then the informal or formal bid limits apply.

- 31.** May a public agency contract separately for like work performed at multiple sites at the same time using the under \$75,000 limit?

Yes. A public agency may contract for like work at separate locations with unique addresses. If the cost of the work is more than \$75,000 at any individual site, that work must be advertised and bid according to the provisions of the Act (i.e., bid informally, if the total amount is less than \$220,000; bid formally, if the total amount exceeds \$220,000).

- 32.** Can an agency separately bid out for the materials and supplies on a project to avoid contractor markup and then bid out for the installation labor or perform installation with its own forces?

An agency may separately procure the materials and supplies for a project; however, all costs (materials, supplies, labor) of a project must be included in the project cost estimate to determine whether the project falls within the force account, informal bid, or formal bid thresholds.

In addition, if installation is performed by force account, an overhead rate must be applied to all direct costs of the project and included in the cost estimate. For example, if materials/supplies cost \$50,000 to procure separately and the estimated labor cost to install is \$25,000, the project could not be performed with force account, but would fall within the informal bid threshold because the total cost estimate is \$75,000.

- 33.** Must a value be assigned to the volunteer labor when the California Conservation Corps or another volunteer organization provides labor on a public project?

No. Volunteer labor from volunteer organizations does not need to be included as a cost of a public project for bid limit purposes as long as no costs are associated with the volunteer labor.

- 34.** By opting into the Act, does a public agency automatically bring all of its component divisions or departments into the Act?

Yes. When a public agency elects to become subject to the uniform construction cost accounting procedures, the entire legal entity is considered subject to the Act and no divisions or departments are exempt.

- 35.** When a public agency opts into the Act, does it automatically bring all districts under control of its governing Board into the Act?

No. Special Districts, which are governed by a board of supervisors or city council, are subject only if a separate election is made for each special district.

- 36.** PCC 22034 requires that participating agencies adopt an Informal Bidding Ordinance. What do schools and special districts that cannot adopt Ordinances do to comply?

Agencies that do not have the ability to adopt Ordinances should discuss Section 22034 compliance with their legal counsel.

- 37.** Are change orders allowed by the Act, and if so what is allowable? What if a change order goes over one of the allowed thresholds?

The Act does not address change orders. Please consult with your agency's legal counsel regarding any limitation on change orders that may apply to your agency.

- 38.** Is there any training related to the Act? If so, where can I find a list of where the training is offered?

SCO has information regarding the Act on the SCO/CUCCAC website, including the current Cost Accounting and Procedures Manual. Often, commissioners are willing to provide training, answer questions, and/or give a presentation in order to assist agencies in getting the full benefits of participating in the Act.

- 39.** The Act states that public projects of sixty thousand dollars (\$60,000) or less may be performed by the employees of a public agency by force account, by negotiated contract, or by purchase order. However, the Department of Industrial Relations (DIR) states any project over \$1,000 has to pay prevailing wages. How do the Act and DIR guidance work together?

The Act and DIR are completely separate and govern different aspects of public projects. The Act focuses on bidding related to public projects and DIR deals with wages paid by contractors on public projects. However, they may relate in that if prevailing wages are not paid on a public project, that could potentially impact the total cost of a project which would require a different bidding process utilized under the Act.

Additional inquiries and questions may be directed by email to LocalGovPolicy@sco.ca.gov, or by regular mail to:

State Controller's Office
Local Government Programs and Services Division
Local Government Policy Section
P.O. Box 942850
Sacramento, CA 94250

ORDINANCE NO. 2026-01

AN ORDINANCE OF THE BOARD OF DIRECTORS OF THE CARMEL AREA WASTEWATER DISTRICT TO PROVIDE INFORMAL BIDDING PROCEDURES UNDER THE UNIFORM PUBLIC CONSTRUCTION COST ACCOUNTING ACT ("ACT") (SECTION 22000, ET SEQ. OF THE PUBLIC CONTRACT CODE)

-oOo-

THE BOARD OF DIRECTORS OF THE CARMEL AREA WASTEWATER DISTRICT (DISTRICT) DOES ORDAIN AS FOLLOWS:

1. Informal Bid Procedures. Public projects, as defined by the Act and in accordance with the limits listed in Section 22032 of the Public Contract Code, may be let to contract by informal procedures as set forth in Section 22032, et seq., of the Public Contract Code.
2. Contractors List. The District shall comply with the requirements of Public Contract Code Section 22034.
3. Notice Inviting Informal Bids. Where a public project is to be performed that is subject to the provisions of this Ordinance, a notice inviting informal bids shall be circulated using one or both of the following alternatives:
 - a. Notices inviting informal bids may be mailed, faxed, or emailed to all contractors for the category of work to be bid, as shown on the list developed in accordance with Section 22032 of the Public Contract Code,
 - b. Notices inviting informal bids may be mailed to all construction trade journals as specified by the California Uniform Construction Cost Accounting Commission in accordance with Section 22036 of the Public Contract Code. Additional contractors and/or construction trade journals may be notified at the discretion of the department/agency soliciting bids, provided however:
 - i. If the product or service is proprietary in nature such that it can be obtained only from a certain contractor or contractors, the notice inviting informal bids may be sent exclusively to such contractor or contractors.
4. Award of Contracts. The General Manager is authorized to award informal contracts pursuant to this Section.
5. CEQA Exempt. This approval is covered by the general rule that CEQA applies only to projects which have the potential for causing a significant effect on the environment. It can be stated with certainty that adoption of this ordinance is not an activity that may have a significant effect on the environment and therefore is not subject to CEQA (CEQA Guidelines, Section 15601(b)(3)).
6. Publication: This ordinance shall be a general regulation of the District and, in

accordance with Section 6490 of the Sanitary District Act of 1923, shall be entered into the District's minutes. A Summary of this ordinance, prepared by District Legal Counsel, shall be published once in a newspaper published in the District, along with the names of those Board members voting for and against the ordinance. A certified copy of the full text of the ordinance shall be posted in the District office.

7. Effective Date: This ordinance shall take effect upon the expiration of the week of publication.

PASSED AND ADOPTED at a regular meeting of the Board of Directors of the Carmel Area Wastewater District duly held on April 30th, 2026 by the following vote:

AYES: BOARD MEMBERS:
NOES: BOARD MEMBERS:
ABSENT: BOARD MEMBERS:
ABSTAIN: BOARD MEMBERS:

Robert Seigfried, President of the Board

ATTEST: _____
Domine Barringer, Board Clerk

Consent Calendar



CARMEL AREA WASTEWATER DISTRICT SPECIAL MEETING OF THE BOARD OF DIRECTORS

Thursday, 10:00 a.m., March 20, 2026

CALL TO ORDER - ROLL CALL AT 10:07 a.m.

Cole _____ Siegfried _____ Urquhart _____ Weiland _____ White _____

A visual roll call was taken, and all Directors were present, constituting a quorum.

APPEARANCES, ORDERS OF BUSINESS & ANNOUNCEMENTS:

1. **Appearances/Public Comments:** *Anyone wishing to address the Board on a matter not*

appearing on the agenda may do so now. Public comment shall be limited to 3 minutes per person. No action shall be taken on any item not appearing on the agenda. During consideration of any agenda item, public comment shall be limited to 3 minutes per person and will be allowed prior to Board action on the item under discussion.

There was no public comment made.

2. **Agenda Changes:** *Any requests to move an item forward on the agenda will be considered at this time.*

There were no agenda changes made.

3. *In person Safety Training presented by Aegis Security & Investigations*

4. CLOSED SESSION: *As permitted by Government Code Section 54957 et seq., the Board of Directors will adjourn to a Closed Session:*

A. THREAT TO PUBLIC SERVICES OR FACILITIES Government Code section 54957 Consultation with:

Barbara Buikema, General Manager; James Grover, District Accounting Manager, Domine Barringer, Board Clerk, Patrick Treanor, District Engineer, Jeff Bandy, Principal Engineer, Associate Engineer, Mohammed Serageldin, Laboratory Manager, Chris Foley, Facilities Manager, Matt Green, Chief Plant Operator, Mike Skinkle, Maintenance Supervisor, Daryl Lauer, Collections Superintendent, , Aegis Security & Investigations Assessment, Jeff Zisner, President & Chief Executive Office-Aegis), and Alex Lorca, District Counsel

The Board convened into closed session at 10:02 a.m. The Board came out of closed session at 12:05 p.m., and reconvened back into open session at 12:05 p.m. Legal Counsel reported that during the closed session the Board took up, the matter at hand, and no reportable action was taken. There being no further business to come before the Board, the meeting was adjourned at 12:06 p.m.

5. ADJOURNMENT

The Next Regular Board Meeting will be held at 9:00 a.m., Thursday, April 30, 2026, or at an alternate acceptable date. The Following Regular Board Meeting will be held at 9:00 a.m., Thursday, May 28, 2026. NOTE: The meeting will have a teleconference option hosted through Zoom. You can access the Zoom link by visiting our website, www.cawd.org. If you need assistance, please call the District office at 831-624-1248 or send an email to downstream@cawd.org. After staff reports have been distributed, if additional documents are produced by the District and provided to the Board regarding any item on the agenda, they will be made available on the District website.

As Reported To:

Domine Barringer, Board Clerk

APPROVED:

Robert Siegfried, President of the Board

Note: if you believe you possess any disability that would require special accommodations in order to attend this meeting, please call the Carmel Area Wastewater District at 831-624-1248, Monday – Friday between 8:00 a.m. & 5:00 p.m.



CARMEL AREA WASTEWATER DISTRICT REGULAR BOARD MEETING MINUTES

Thursday, 9:00 a.m., March 26, 2026

3945 Rio Road

Carmel, California 93923

Via Teleconference Webinar & In Person

CALL TO ORDER – ROLL CALL AT 9:00 a.m.

** Signifies virtual attendance.*

Present: President Bob Siegfried; Pro Tem Urquhart; Directors: Cole, Weiland, White

A quorum was present

Note: At the opening of the meeting, the microphone was off from 9:00 a.m. to 9:03 a.m. and roll call was taken. The President opened public comment for a second time after this was discovered. There were no public comments, and the Board moved to the Consent Calendar.

Absent: None

Others: Barbara Buikema, General Manager, Carmel Area Wastewater District (CAWD or District)

Domine Barringer, Board Clerk, CAWD

Patrick Treanor, District Engineer

Jeff Bandy, Ph.D. Principal Engineer, CAWD

Alex Henson, Associate Engineer, CAWD

Mohammed Serageldin, Ph.D. Laboratory Manager, CAWD

Chris Foley, Facilities Manager

Matt Green, Chief Plant Operator

Daryl Lauer, Collections Superintendent, CAWD

Kevin Young, Wastewater System Analyst, CAWD

*Director Richard Gebhart, Pebble Beach Community District (PBCSD)

Nick Becker, General Manager, PBCSD

Alex J. Lorca-Fenton & Keller, Attorneys at Law, CAWD Legal Counsel

In-Person Public Attendees:

Steve Thomas | TBC Communications

Mark Stilwell | Constituent

Virtual Public Attendees:

Michael (Guest)

Bill Lipe | LAFCO Alternate Candidate

David Kong | LAFCO Alternate Candidate

1. **Appearances/Public Comments:** Anyone wishing to address the Board on a matter not appearing on the agenda may do so now. Public comment shall be limited to 3 minutes per person. No action shall be taken on any item not appearing on the agenda. During consideration of any agenda item, public comment shall be limited to 3 minutes per person and will be allowed prior to Board action on the item under discussion.

The President reopened public comment after it was discovered that the microphone had been off at the beginning of the meeting. No public comments were made, and the Board moved to the Consent Calendar.

2. **Agenda Changes:** Any requests to move an item forward on the agenda will be considered at this time.

There were no agenda changes.

CONSENT CALENDAR: Approval of Minutes, Financial Statements, and Monthly Reports (All Reports Relate to Current Year)

The Consent Calendar consists of routine items for which Board approval can be taken with a single motion and vote. A Board Member may request that any item be placed on the Regular Agenda for separate consideration.

Motion: Director Urquhart moved to pull Item 9 from the Consent Calendar for later Board discussion on the regular agenda. The motion was seconded by Director Weiland.

Vote: President Siegfried called for the vote. The motion carried unanimously, with all Directors voting Aye.

Action: Item 9 was pulled from the Consent Calendar.

Motion: Director Urquhart moved to approve the remainder of the Consent Calendar. The motion was seconded by Director White.

Vote: President Siegfried called for the vote. The motion carried unanimously, with all Directors voting Aye.

There was no public comment on the Consent Calendar.

3. February 26, 2026 Regular Board Minutes, February 27, 2026 Bridge To Everywhere Minutes (TAMC), February 23, 2026 Budget Minutes, March 6, 2026 Budget Minutes
4. Receive and Accept Bank Statement Review by Clifton Larson Allen (CLA), February 2026 (not available at time of board meeting) & January 2026 (included in the packet)
5. Receive and Accept Schedule of Cash Receipts & Disbursements February, 2026
6. Approve Register of Disbursements – Carmel Area Wastewater District February, 2026
7. Approve Register of Disbursements – CAWD/PBCSD Reclamation Project February, 2026
8. Receive and Accept Financial Statements and Supplementary Schedules, February, 2026
9. (Item Pulled For Further Discussion) Receive and Accept Collection System Superintendent’s Report For February & January 2026, December 2025
10. Receive and Accept Safety and Regulatory Compliance Report February, 2026

11. Receive and Accept Treatment Facility Operations Report For February & January 2026, December 2025
12. Receive and Accept Laboratory/Environmental Compliance Report February, 2026
13. Receive and Accept Capital Projects Report/Implementation Plan
14. Receive and Accept Project Summaries – Capital & Non-Capital
15. Receive and Accept Facilities Manager Maintenance & Operations Report – February 2026 (not available at the time of board packet build). This report was presented in the board packet.
16. Receive and Accept Source Control-Environmental Compliance Report February, 2026

Action Items Before the Board

Action items consist of business which requires a vote by the Board. These items are acted upon in the following sequence: (1) Staff Report, (2) Board Questions to Staff, (3) Public Comments, and (4) Board Discussion and Action.

Resolutions

17. **Resolution No. 2026-25;** A Resolution Accepting The Lowest Responsible And Responsive Bid For The Wastewater Treatment Plant (WWTP) Perimeter Security Fence Replacement Project For The “WWTP Perimeter Improvements” (Project #19-18), Awarding Construction Contract And Authorizing A Change Order Allowance- *by Jeff Bandy, Principal Engineer*

Motion: Director White moved to accept the lowest responsible and responsive bid for the Wastewater Treatment Plant (WWTP) Perimeter Security Fence Replacement Project, part of the WWTP Perimeter Improvements (Project No. 19-18), to award Brett George the construction contract, and to authorize a change order allowance. The motion was seconded by Director Urquhart.

Vote: Following a roll call vote, the motion passed unanimously, with all Directors voting Aye.

Action: The Board approved the bid award, construction contract, and change order allowance.

18. **Resolution No. 2026-26;** A Resolution Authorizing The General Manager To Execute A Professional Services Agreement With Kennedy Jenks Consultants In An Amount Not To Exceed \$570K For Wastewater Treatment Plant (WWTP) Site Improvements (Project #25-02) – *by Jeff Bandy, Principal Engineer*

Motion: Director Urquhart moved to authorize the General Manager to execute a Professional Services Agreement with Kennedy Jenks Consultants in an amount not to exceed \$570,000 for Wastewater Treatment Plant (WWTP) Site Improvements (Project No. 25-02). The motion was seconded by Director Weiland.

Vote: Following a roll call vote, the motion passed unanimously, with all Directors voting Aye.

Action: The Board authorized execution of the Professional Services Agreement With Kennedy Jenks Consultants.

19. **Resolution No. 2026-27;** A Resolution Authorizing The General Manager To Enter Into A Contract With Bravo Consulting Group in an amount not to exceed \$122,408 in Fiscal Year (FY) 2025-26- by *Chris Foley, Facilities Manager*

Motion: Director White moved to authorize the General Manager to enter into a contract with Bravo Consulting Group, in an amount not to exceed \$122,408, for Fiscal Year 2025-26. The motion was seconded by Director Weiland.

Vote: Following a roll call vote, the motion was approved with Ayes from Directors Cole, Urquhart, Weiland, and White, and a No vote from President Siegfried.

Board Direction: Following discussion, the Board directed staff to include a non-binding arbitration clause in the subject contract and in all future District contracts.

20. **Resolution No. 2026-28;** A Resolution Authorizing The General Manager To Enter Into A Contract With Film Tec Corporation For Microfiltration (MF) Modules Not To Exceed \$166K- by *Chris Foley, Facilities Manager*

Motion: Director Weiland moved to authorize the General Manager to enter into a contract with Film Tec Corporation for Microfiltration (MF) modules, in an amount not to exceed \$166,000. The motion was seconded by Director White.

Vote: Following a roll call vote, the motion was approved with Ayes from President Siegfried and Directors Cole, Urquhart, and Weiland, and a No vote from Director White.

Board Direction Reiterated: Following discussion, the Board directed staff to include a non-binding arbitration clause in the subject contract and in all future District contracts.

21. **Resolution No. 2026-29;** - A Resolution Accepting The Lowest Responsible And Responsive Bid For The "Carmel Meadows Easement Sewer Repairs Project" Of \$262,225, Awarding The Construction Contract, And Approving A Change Order Allowance Of \$50,000 (Project #25-01)-by, *District Engineer, Patrick Treanor*

Motion: Director White moved to accept the lowest responsible and responsive bid for the Carmel Meadows Easement Sewer Repairs Project in the amount of \$262,225, to award the construction contract, and to approve a change order allowance of \$50,000 (Project No. 25-01). The motion was seconded by Director Urquhart.

Vote: Following a roll call vote, the motion was unanimously approved with Ayes from President Siegfried and Directors Cole, Urquhart, Weiland, and White.

22. **Resolution No. 2026-30;** - A Resolution Authorizing The General Manager To Execute An Amendment No. 2 To The Professional Services Agreement With Kennedy Jenks Consultants Inc. For The Carmel Meadows Easement Sewer Pipeline Repair Project For Engineering Services During Construction (ESDC) And Inspection Services In An Amount Not To Exceed \$106,633 Bringing The Total Contract Amount To \$293,083 (Project #25-01)- *by District Engineer, Patrick Treanor*

Motion: Director Weiland moved to authorize the General Manager to execute Amendment No. 2 to the Professional Services Agreement with Kennedy Jenks Consultants, Inc. for the Carmel Meadows Easement Sewer Pipeline Repair Project, to provide Engineering Services During Construction (ESDC) and inspection services, in an amount not to exceed \$106,633, bringing the total contract amount to \$293,083 (Project No. 25-01). The motion was seconded by Director Urquhart.

Vote: Following a roll call vote, the motion was approved with Ayes from President Siegfried and Directors Cole, Urquhart, and Weiland, and a No vote from Director White.

Board Direction: Following discussion, the Board directed staff to include a non-binding arbitration clause in the subject contract and in all future District contracts.

23. **Resolution No. 2026-31;** - A Resolution Authorizing The General Manager To Execute A Professional Services Agreement With MNS Engineers Inc In An Amount Not To Exceed \$63,818 For Engineering Design Services Planning Support For Gravity Sewer Main Replacement Projects-*by District Engineer, Patrick Treanor*

Motion: Director White moved to authorize the General Manager to execute a Professional Services Agreement with MNS Engineers, Inc., in an amount not to exceed \$63,818, for engineering design services and planning support for gravity sewer main replacement projects. The motion was seconded by Director Urquhart.

Vote: Following a roll call vote, the motion was approved unanimously, with all Directors voting Aye.

24. **Resolution No. 2026-32;** - A Resolution Authorizing The General Manager To Execute Additional Change Orders With Pacific Trenchless, Inc. In An Amount Not To Exceed \$32,200 To Conduct Microsurfacing And Pavement Restriping As Part Of The Extra Pipe Bursting Work On Mission St Between Ocean And 7th (PROJECT #23-01) – *by District Engineer, Patrick Treanor*

Motion: Director White moved to authorize the General Manager to execute additional change orders with Pacific Trenchless, Inc., in an amount not to exceed \$32,200, to conduct microsurfacing and pavement restriping as part of the extra pipe bursting work on Mission Street between Ocean Avenue and 7th Street (Project No. 23-01). The motion was seconded by Director Urquhart.

Vote: Following a roll call vote, the motion was approved with Ayes from President Siegfried and Directors Urquhart, Weiland, and White, and a No vote from Director Cole.

After discussion of this item, the Board agreed that a CAWD Director contact the City, specifically Director White, to discuss with the City of Carmel-by-the-Sea the need to save public funds by coordinating projects.

Communications

25. **General Manager Report** – Report by General Manager, Barbara Buikema
Presented by Barbara Buikema, General Manager

- Board Retreat

Director White requested that he and President Siegfried meet to discuss the Board retreat prior to scheduling the listening session. Following that discussion, the General Manager will arrange a listening session with management before meeting with the consultant.

- Informational only – Overview of after-hours use of the Board Room by non-District parties and the administrative requirement that users submit a Certificate of Insurance naming the District as the required certificate holder. Certificates are reviewed and verified through the District’s established insurance compliance process (Certifical) prior to approval of facility use.

Board Consensus: *By consensus, the Board agreed to agendaize this discussion and to have staff prepare and present **preliminary cost estimates** on anticipated insurance expenses at a time most convenient for staff presentation and return to the Board.*

- FORM 700 Reminder

Other Items Before the Board

- 26.** Carmel Area Wastewater District's Fiscal Year 2026-27 **Preliminary Budget**
Report by General Manager, Barbara Buikema

Action Required – Requesting a vote on each question and the approval of the preliminary budget: (The preliminary budget under separate cover)

See additional attachments to discuss

Prior to answering Questions 1–7, the Board discussion resulted in a consensus:

Board Consensus: By consensus, the Board agreed to agendaize, for August, a comparison of actual costs versus previously presented estimates and projections, to assess the accuracy of those projections.

Preliminary Budget Committee Questions Number 1-7

*Using the final votes on **Questions 1–7** in order to incorporate into the final Fiscal Year 2026-27 budget.*

Question #1: Do we want to fund CalPERS Section 115 fund If funded, should a portion of District investments be shifted to a more conservative investment allocation to mitigate market volatility?

Motion: President Siegfried moved to cease further investment in Section 115 funds and to apply the funds currently held in the Section 115 trust toward the District's unfunded liability. The motion was seconded by Director Urquhart.

Vote: Following a roll call vote, the motion was approved with Ayes from President Siegfried and Directors Urquhart, Weiland, and White, and a No vote from Director Cole.

Question #2: Should the District continue dedicated funding to Sea Level Rise planning?

Motion: President Siegfried moved to continue funding sea level rise activities. The motion was seconded by Director White.

Vote: Following a roll call vote, the motion was approved with Ayes from President Siegfried and Directors Cole, Weiland, and White, and a No vote from Director Urquhart.

Question #3: If a Sea Level Rise fund is maintained, should annual funding targets be adjusted to account for inflation over time?

Motion: Director White moved to provide compensation adjustments for inflation, to be reviewed annually, including for the current year, using projected inflation rates, on a fiscal-year basis. The motion was seconded by President Siegfried.

Vote: Following a roll call vote, the motion was approved unanimously, with all Directors voting Aye.

Board Request: The Board requested that staff return with a recommendation regarding the appropriate inflation metric to be used for future reviews.

Question #4: Should CAWD's reserve projections be updated to reflect current and anticipated cost levels rather than historical assumptions?

Motion: President Siegfried moved to approve the concept of annually adjusting the District's Reserve Account funding targets for inflation. The motion was seconded by Director White.

Vote: Following a roll call vote, the motion was approved unanimously, with all Directors voting Aye.

Overall request is to show which metric accomplishes what the District needs to accomplish to prevent erosion of reserve purchasing power over time.

Question #5: Spill Reduction Plan – the budget provides for one additional staff member in Collections. What is the anticipated timeframe for reducing sanitary sewer overflows sufficiently to fall below the Regional Water Quality Control Board threshold on a rolling five-year basis?

Board Consensus: The Board reached consensus to agendaize this item for the April Board meeting, allowing staff to return with a proposal that identifies the optimal allocation of resources required and the anticipated timeframe to reduce the District's average number of Sanitary Sewer Spills to below the Regional Water Quality Control Board threshold.

Question #6: The Capital Budget is currently a rolling 15-year plan. Should the annual budget presentation and financial modeling focus on a shorter five-year horizon for planning and decision-making purposes?

Motion: Director Weiland moved to accept that staff is applying the appropriate financial strategy with respect to the multi-year capital plan. The motion was seconded by Director Cole.

Vote: Following a roll call vote, the motion was approved unanimously, with all Directors voting Aye.

Question #7: Should the amount of budget carryforward between fiscal years be adjusted to reflect inflationary impacts on project and operating costs?

Motion: President Siegfried moved to add carryforward and/or overspent funds to the budget for the coming fiscal year. The motion was seconded by Director Urquhart.

Vote: Following a roll call vote, the motion was approved unanimously, with all Directors voting Aye.

Action Required – Requesting a motion to accept the Fiscal Year 2026-27 Preliminary Budget - Preliminary Budget Under Separate Cover

The motion to accept the Fiscal Year 2026-27 preliminary budget occurred after Item 27 was voted on.

Motion: Director Urquhart moved to accept the Fiscal Year 2026-27 Preliminary Budget. The motion was seconded by Director Weiland.

Vote: Following a roll call vote, the motion was approved unanimously, with all Directors voting Aye.

- 27.** Carmel Area Wastewater District’s Fiscal Year 2026-27 Preliminary
Rate Model – Report by General Manager, Barbara Buikema, and Maintenance

Action Required – Requesting a motion to accept the Fiscal Year 2026-27 Preliminary Rate Model

Motion: President Siegfried moved to accept the Fiscal Year 2026-27 Preliminary Rate Model. The motion was seconded by Director White.

Vote: Following a roll call vote, the motion was approved unanimously, with all Directors voting Aye.

During the meeting, the WaterWorth Dashboard was shared.

- 28.** Election of Local Agency Formation Commissioners Alternate Member Ballot-
Staff Report – Report by General Manager, Barbara Buikema

**Requesting 2nd Voting Round For The LAFCO Commissioner-Special District
Alternate Member Ballot For - Response Due: April 20, 2026**

Mr. Lipe and Mr. Kong each addressed the Board regarding their respective qualifications and interest in serving as the LAFCO alternate member. Following their statements, the Board made the following motion.

Motion: Director Urquhart moved to continue the District’s support of the originally endorsed candidate and to cast the LAFCO Alternate Member ballot for Mr. Bill Lipe. The motion was seconded by Director Cole and Director Weiland.

Vote: Following a roll call vote, the motion was approved unanimously, with all Directors voting Aye.

Action: The full Board cast their ballot vote for Mr. Bill Lipe as the LAFCO Alternate Member.

The Board took a break from 11:57 a.m. to 12:05 p.m.

Consent Item #9 Pulled For Further Discussion:

- 9. (Item Pulled For Further Discussion) Receive and Accept Collection System Superintendent's Report For February & January 2026, December 2025**

Motion: President Siegfried moved to agendaize a discussion at the April Board meeting regarding potential modifications to the collections staff reports. The motion was seconded by Director Urquhart.

Vote: In lieu of a roll call vote, the Board approved the motion by consensus.

Action: Item 9 was also approved on the Consent Calendar.

Information/Discussion Items

- 29. Landscaping at Administration Office – Report by Chris Foley, Facilities Manager**

Mr. Foley discussed several options regarding landscaping.

- 30. Wastewater System Analyst Position Update – Report by Chris Foley, Facilities Manager**

Mr. Foley discussed the benefits of this position and recommended retaining this position.

- 31. Pebble Beach Community Service District February Meeting, 2025- Report by Barbara Buikema, General Manager**

Mr. Stilwell spoke to his experience with the Reclamation Management Committee (RMC). He stated he was available to answer any questions the Board may have regarding the RMC. The Board thanked Mr. Stilwell for his comments and stated that the Board may have questions in the future.

- 32. Sewer Replacement Construction Update Regarding Scenic Road Sewer Replacement & Santa Rita & Guadalupe Sewer Replacement-Report by District Engineer, Patrick Treanor**

Mr. Treanor provided an update on these projects.

- 33. Los Padres Dam California Environmental Quality Act (CEQA) Scoping Letter – by District Engineer, Patrick Treanor**

Note: President Siegfried requested that staff be more specific about the connection between the sediment supply and shoreline retreat due to the absence of sediment renewal at the coastline.

34. Announcements on Subjects of Interest to the Board Made by Members of the Board or Staff

Oral reports or announcements from Board President, Directors or staff concerning their activities and/or meetings or conferences attended.

PBCSD Board Public Meeting Notice & Agenda – The next PBCSD meeting is scheduled for:
Friday, March 27, 2026, at 9:30 a.m. –Director Weiland is scheduled to attend
Friday, April 24, 2026, at 9:30 a.m. –President Siegfried is scheduled to attend

Special Districts Association (SDA) of Monterey County – The next SDA meeting is scheduled for:
Tuesday, April 21, 2026, at 6:00 p.m. – Director White scheduled to attend the meeting
Tuesday, TBD, 2026, at 6:00 p.m. –Director Weiland scheduled to attend the meeting
(Estimated date: July 21 at 6:00 p.m.)

Reclamation Management Committee (RMC) Meeting – The next RMC meeting is scheduled for:
Tuesday, May 12, 2026, at 9:30 a.m. Director Cole and Director Weiland are scheduled to attend.

35. Closed Session

As permitted by Government Code Section 54956 et seq., the Board of Directors adjourned to a Closed Session.

- A. CONFERENCE WITH LEGAL COUNSEL— ANTICIPATED LITIGATION. Initiation of litigation pursuant to Government Code section 54956.9(d)(4): (One case.)**
- B. CONFERENCE WITH LEGAL COUNSEL— EXISTING LITIGATION Government Code section 54956.9(d)(1) Name of case: (Hunter Leighton v. Carmel Area Wastewater District. Monterey County Superior Court case no. 26CV001187.)**

The Board convened into closed session at 12:05 p.m. The Board came out of closed session at 1:49 p.m. and reconvened back into open session at 1:49 p.m. Legal Counsel reported that during the closed session, the Board took up the matters at hand. For Item #35A on the agenda, there was direction to initiate an action. The action defendants and other particulars, once formally commenced, will be disclosed to any person upon inquiry. With respect to Item #35B, direction was given to file responsive pleadings in the lawsuit.

36. Requesting the Board of Directors Take Another Photo for the Website Landing Page – Chris Foley, Facilities Manager

The Board did not address item #36 in the meeting.

There being no further business to come before the Board, the meeting was adjourned at 1:50 p.m.

37. Adjournment

The next Regular Board Meeting will be held at 9:00 a.m., Thursday, April 30, 2026, or at an alternate acceptable date. The following Regular Board Meeting will be held at 9:00 a.m., Thursday, May 28, 2026. NOTE: The meeting will have a teleconference option hosted through Zoom. You can access the Zoom link by visiting the District website. If you need assistance, please call the District office at 831-624-1248 or send an email to downstream@cawd.org. After staff reports have been distributed, if additional documents are produced by the District and provided to the Board regarding any item on the agenda, they will be made available on the District website.

As Reported To:

Domine Barringer, Board Clerk

APPROVED:

Robert Siegfried, President of the Board



CARMEL AREA WASTEWATER DISTRICT

Pension & Investment Long Term Investments STANDING COMMITTEE MEETING MINUTES

1:30 p.m. Monday, March 23, 2026

Via teleconference and in-person

CALL TO ORDER - ROLL CALL:

The meeting was called to order at 1:38 p.m.

Present: Director Urquhart

**Signifies Virtual Attendance*

Other Attendees:

Barbara Buikema, General Manager
Kevin Young, Wastewater System Analyst
Chuck Else, Osborne Partners Capital*

Absent: Director Siegfried

1. **Appearances/Public Comments:** *Anyone wishing to address the Committee on a matter not appearing on the agenda may do so now. Public comment shall be limited to 3 minutes per person per topic. No action shall be taken on any item not appearing on the agenda.*

2. **Agenda Changes:** *Any requests to move an item on the agenda will be considered at this time.*

3. **INFORMATION/DISCUSSION ITEMS:**
 - Investment Recommendation – Section 115 Risk
 - Request to investigate COLA for SAM plan

The Committee adjourned the meeting at 2:30 p.m.

4. ADJOURNMENT

The Next Regular Board Meeting will be held at 9:00 a.m., Thursday, April 30, 2026, or at an alternate acceptable date. The Following Regular Board Meeting will be held at 9:00 a.m., Thursday, May 28, 2026. NOTE: The meeting will have a teleconference option hosted through Zoom. You can access the Zoom link by visiting our website, www.cawd.org. If you need assistance, please call the District office at 831-624-1248 or send an email to downstream@cawd.org. After staff reports have been distributed, if additional documents are produced by the District and provided to the Board regarding any item on the agenda, they will be made available on the District website.

AS REPORTED TO:

Barbara Buikema, General Manager

APPROVED:

Bob Siegfried, President of the Board



CARMEL AREA WASTEWATER DISTRICT

Pension & Investment Long Term Investments

STANDING COMMITTEE MEETING MINUTES

3:00 p.m. Monday, April 20, 2026

Via teleconference and in-person

CALL TO ORDER – ROLL CALL

The meeting was called to order at 3:08 p.m.

Present: President Siegfried, Pro Tem Urquhart

**Signifies Virtual Attendance*

Other Attendees:

- Barbara Buikema, General Manager
- Kevin Young, Wastewater System Analyst
- *Chuck Else, Osborne Partners Capital*

Absent: None

1. Appearances / Public Comments

Anyone wishing to address the Committee on a matter not appearing on the agenda may do so now. Public comment is limited to 3 minutes per person per topic. No action shall be taken on any item not appearing on the agenda.

There were no public comments.

2. Agenda Changes

Any requests to move an item on the agenda will be considered at this time.

There were no agenda changes.

2. Information / Discussion Items

➤ Review of Portfolio Performance

- The portfolio increased from \$7,173,774 to \$7,269,438 for the period 01-01-26 to 04-15-26.
- Mr. Else described the market as extremely volatile. An “under the surface rotation” started in November and is still ongoing. There is a concentration in large cap tech market, yet the NASDAQ has decreased 10 points and the S & P has decreased 9 points.
- The District portfolio reached 4% on the downside; but captured 75-80% on the upside. The overall portfolio is up 3%.

- Media narrative similar to tech implosion in 2000 due to fear of Artificial Intelligence (AI). Software stock were “shellacked” due to AI fears. Mr. Else’s opinion is that AI is not yet ripe for takeover. It can augment but not replace. Markets are acting like this will happen overnight and it will not. Materials are out-performing technology AI. Rationality is coming back to the market.
- No net change in asset allocation.
- Notable, the recent Iran-related developments did not produce a pronounced spike in the U.S. dollar. Net effect of Iran will be positive on the equity side. During periods of geopolitical risk the rule of thumb is to watch the bond market, it is a better indicator.
- Market valuation shifts have reset against a backdrop of strong 1st quarter earnings. S&P 500 fell 22.5x to 17.7x; S&P 500 EW (equal weighted) fell 18.0x to 14.5x; and Russell 2000 fell 25.5x to 18.8x. A wide valuation gap means that small-cap stocks (smaller companies) are trading at much lower prices relative to their earnings or book value compared to large-cap stocks (large companies). This suggests small caps are cheap/undersold and large caps are expensive/crowded, often signaling that investors are favoring safety over growth, or that a market leadership rotation may be coming.
- Currently he sees no stress in bond market. Thinks there will not be a global recession. As long as Congress does nothing its probably good for the markets (per Mr. Else).

The Committee adjourned the meeting at 3:55 p.m.

4. Adjournment

The next regular Board meeting will be held at 9:00 a.m., Thursday, April 30, 2026, or at an alternate acceptable date. The following regular Board meeting will be held at 9:00 a.m., Thursday, May 28, 2026. **Note:** The meeting will have a teleconference option hosted through Zoom. You can access the Zoom link by visiting the District website [CAWD website \(cawd.org\)](http://cawd.org). If you need assistance, please call the District office at 831-624-1248 or email downstream@cawd.org. After staff reports have been distributed, if additional documents are produced by the District and provided to the Board regarding any item on the agenda, they will be made available on the District website.

AS REPORTED TO:

Barbara Buikema, General Manager

APPROVED:

Bob Siegfried, President of the Board



Carmel Area Wastewater District Portfolio

1/1/2026 - 4/15/2026

Carmel Area Wastewater District
P.O. Box 221428
Carmel, CA 93922

TABLE OF CONTENTS

- Carmel Area Wastewater District Portfolio Overview 3
- Carmel Area Wastewater District Asset Allocation Summary 5
- Carmel Area Wastewater District Portfolio Appraisal..... 6
- Carmel Area Wastewater District Performance Overview 12
- Carmel Area Wastewater District Transactions..... 13

Portfolio Valuation

There are certain assets, such as certain private funds, which reflect values that are estimates only and based on good faith valuations determined by either Osborne, the applicable issuer or sponsor, or a third party firm. Osborne believes these valuations are current as of the date of the report, but all such values are unaudited. Actual values can be higher or lower than the amounts shown, and as a result the performance can also be affected.

Additionally, some of these private investments are not held by your primary custodian and as such will not appear on your custodian statement but will be included in this report. OPCM urges you to compare account reports that you received from our firm with account statements received from your custodian on a quarterly basis. Please contact OPCM if you are not receiving account statements from your custodian on a regular basis or if you have any questions.

Realized Gain/Loss Report and Portfolio Appraisal Report

The realized gain and loss report is provided for informational purposes only and should be used only as an estimate. The information contained in our report can differ from the custodian's 1099 report due to the sale of uncovered positions, the sale of unsupervised assets, settlement dates and the selected accounting methodology. Please use your custodial 1099 year-end report for tax purposes.

The annual income calculations in the portfolio appraisal report are provided for informational purposes only and should be used only as an estimate. The actual income might be higher or lower than the reported amounts. For certain types of securities, the calculations could include a return of principal or capital gains in which case the annual income would be overstated.

Performance Reporting

Returns are presented gross and net of management fees and include the reinvestment of all income. Net of fee performance is calculated net of advisory fees, net of transaction costs and includes the reinvestment of dividends and other income. Gross of fee performance is calculated gross of advisory fees, but net of transaction costs and includes the reinvestment of dividends and other income. Any performance returns that are not run on quarter-end dates are considered PRELIMINARY numbers and subject to change. Annualized returns are presented for periods greater than 1 year. Past performance is not indicative of future results. Inherent in any investment is the possibility of loss. Please refer to the Benchmark Descriptions page at the end of your report for index descriptions.

Contributions and Withdrawals

Reported contributions and withdrawals can be affected by corporate actions and internal accounting procedures. Please compare your reports to the custodian statement.

Fractional Shares

Fractional shares less than 0.500 will be reflected with a quantity of 0. Fractional shares above 0.500 shares will be reflected with a quantity of 1. The report rounds the share values for reporting purposes only.

Management Fees

It is the responsibility of the client to verify the accuracy of the investment management fees billed by Osborne Partners Capital Management, LLC. The custodian does not verify the accuracy of the management fees billed prior to payment to the firm.

Portfolio Review

If your investment objectives and/or financial circumstances have changed, please contact your Osborne Partners Portfolio Counselor directly or our main line at (800) 362-7734.

Firm Brochure

For a copy of our current Disclosure Brochure that includes a description of Osborne's services provided, fees charged and other important information, please call us at (800) 362-7734.

Report Disclaimer

Osborne Partners recommends you compare portfolio reports from our firm with the statements from your custodian on a quarterly basis. Please contact Osborne Partners if you are not receiving statements from your custodian or if you have any questions.

S&P 500® Index

The S&P 500 is an index of 500 stocks chosen for market size, liquidity and industry grouping, among other factors. The S&P 500 is designed to be a leading indicator of U.S. equities and is meant to reflect the risk/return characteristics of the large cap universe. Companies included in the index are selected by the S&P Index Committee, a team of analysts and economists at Standard & Poor's. The S&P 500 is a market value weighted index - each stock's weight is proportionate to its market value.

MSCI ACWI Index ex US

A market-capitalization-weighted index maintained by Morgan Stanley Capital International (MSCI) and designed to provide a broad measure of stock performance throughout the world, with the exception of U.S. based companies. The MSCI All Country World Index ex U.S. includes both developed and emerging markets.

Bloomberg Intermediate US Gov/Credit

The index measures the performance of U.S. Dollar denominated U.S. Treasuries, government-related and investment grade U.S. corporate securities that have a remaining maturity of greater than one year and less than ten years.

Bloomberg Commodity Total Return Index

The Bloomberg Commodity Total Return Index aims to provide broadly diversified representation of commodity markets as an asset class. The index is made up of exchange-traded futures on physical commodities. The index currently represents 20 commodities, which are weighted to account for economic significance and market liquidity.

Bloomberg Municipal 1-10 Year Index

The Bloomberg Barclays 1-10 Year Municipal Blend Index is a market value-weighted index which covers the short and intermediate components of the Barclays Municipal Bond Index—an unmanaged, market value-weighted index which covers the U.S. investment-grade tax-exempt bond market. The Index tracks tax-exempt municipal General Obligation, Revenue, Insured, and Pre-refunded bonds with a minimum \$5 million par amount outstanding, issued as part of a transaction of at least \$50 million, and with a remaining maturity from 1 up to (but not including) 12 years. The index includes reinvestment of income.

NAREIT Global Index

The FTSE EPRA/NAREIT Global Index is designed to track the performance of listed real estate companies and REITS in both developed and emerging markets. By making the index constituents free-float adjusted, liquidity, size and revenue screened, the series is suitable for use as the basis for investment products, such as derivatives and Exchange Traded Funds (ETFs).

Past performance is not indicative of future results. Inherent in any investment is the possibility of loss. Please Note: An investor cannot invest directly in an index.

PORTFOLIO OVERVIEW

Carmel Area Wastewater District
As of 4/15/2026

Account Summary

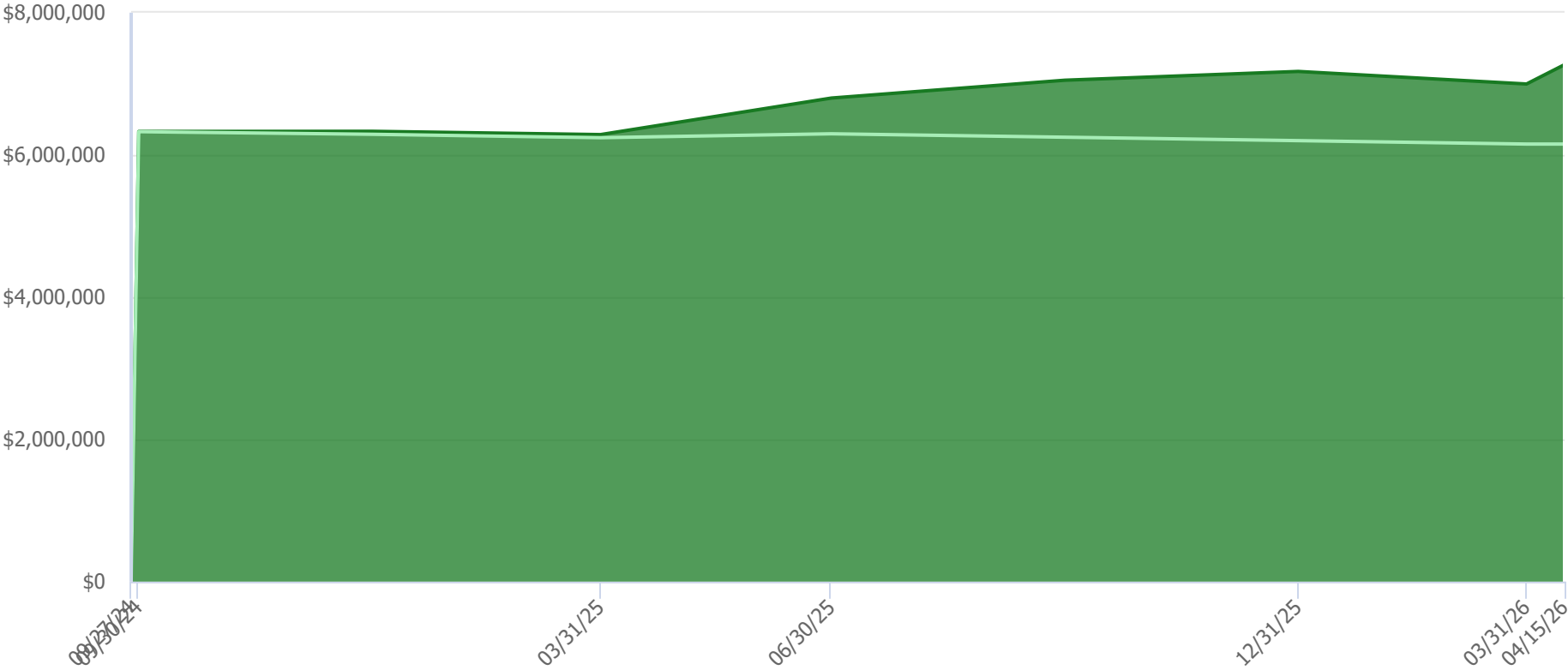
Account Name	Market Value	Percent of Total Portfolio
Carmel Area Wastewater District Defined Benefit Plan, Barbara Buikema Pension Trustee	\$7,269,438	100.0 %
Total Portfolio	\$7,269,438	100 %

Portfolio Summary

	QTD (4/1/2026- 4/15/2026)	YTD (1/1/2026 - 4/15/2026)
Beginning Value	\$6,997,115	\$7,173,774
Ending Value	\$7,269,438	\$7,269,438
Change in Account Value	\$272,323	\$95,664
Contributions and Withdrawals	\$0	-\$48,000
Taxable Realized Gain/Loss	\$0	\$0
Management Fees Paid	-\$12,077	-\$24,734

PORTFOLIO VALUE VS NET AMOUNT INVESTED

Carmel Area Wastewater District
As of 4/15/2026



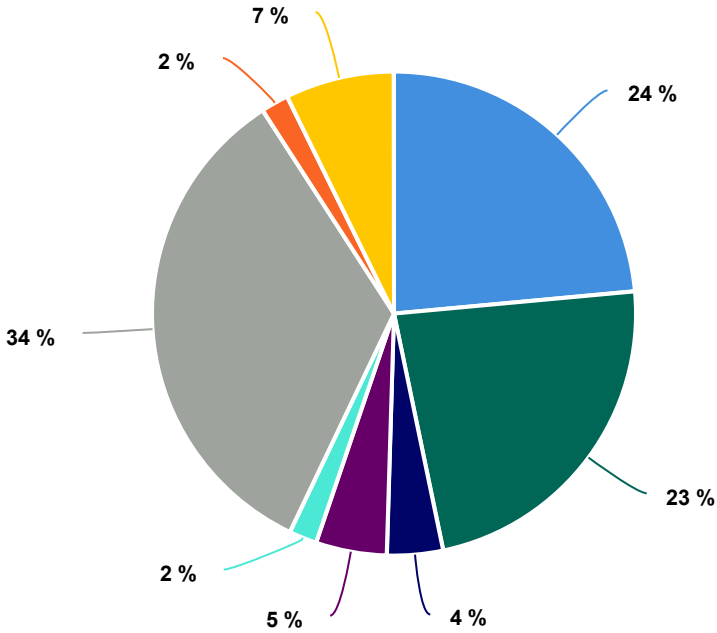
● Ending Market Value w/ Bond Accrual as of 4/15/2026: \$7,269,437.53 — Net Amount Invested as of 4/15/2026: \$6,152,352.32

This chart shows your total account value compared to the total amount you have invested with Osborne Partners (net of any additions or withdrawals).

ASSET ALLOCATION SUMMARY

Carmel Area Wastewater District
As of 4/15/2026

Portfolio Allocation



	Value	Allocation
DOMESTIC EQUITIES	\$1,711,259	23.6 %
Domestic Equities	\$1,711,259	23.6 %
FOREIGN EQUITIES	\$1,686,691	23.3 %
Developed Market	\$1,143,254	15.8 %
Emerging Market	\$543,437	7.5 %
NATURAL RESOURCES	\$272,053	3.8 %
Diversified Resources	\$127,865	1.8 %
Industrial Metals	\$7,214	0.1 %
Precious Metals	\$61,727	0.9 %
Energy	\$75,248	1.0 %
REAL ESTATE	\$344,411	4.8 %
Domestic Real Estate	\$215,711	3.0 %
Foreign Real Estate	\$128,700	1.8 %
ALTERNATIVE INVESTMENTS	\$134,904	1.9 %
Alternative Investments	\$134,904	1.9 %
FIXED INCOME	\$2,456,858	33.6 %
Corporate Bonds	\$2,088,457	28.5 %
Tactical Fixed Income	\$368,401	5.1 %
CASH	\$134,000	1.8 %
Money Market	\$134,000	1.8 %
CASH EQUIVALENTS	\$529,262	7.3 %
Position Traded Money Market	\$529,262	7.3 %
Total Managed:	\$7,269,438	100 %

PORTFOLIO APPRAISAL

Carmel Area Wastewater District
As of 4/15/2026

Carmel Area Wastewater District Portfolio

Units	Security	Symbol	Acquired Date	Unit Cost	Total Cost	Price	Market Value	Unrealized Gain/Loss	Annual Income	Current Yield	Percent Assets
DOMESTIC EQUITIES											
■ Domestic Equities											
Communication Services											
330	Alphabet Inc Class A	GOOGL	2/27/2025	\$166.52	\$54,951	\$337.12	\$111,250	\$56,299	\$277	0.2 %	1.53 %
60	Meta Platforms Inc	META	3/12/2025	\$605.70	\$36,342	\$671.58	\$40,295	\$3,953	\$126	0.3 %	0.56 %
175	Netflix Inc	NFLX	2/26/2026	\$83.94	\$14,690	\$107.71	\$18,849	\$4,159	\$0	0.0 %	0.26 %
270	Walt Disney Co	DIS	3/12/2025	\$96.20	\$25,975	\$103.04	\$27,821	\$1,846	\$405	1.5 %	0.38 %
Consumer Discretionary											
400	Amazon.com Inc	AMZN	3/28/2025	\$191.99	\$76,795	\$248.50	\$99,400	\$22,605	\$0	0.0 %	1.37 %
75	Booking Holdings Inc	BKNG	3/12/2025	\$177.03	\$13,277	\$185.69	\$13,927	\$650	\$118	0.8 %	0.19 %
1,015	Borg Warner Inc	BWA	2/21/2025	\$28.66	\$29,091	\$52.49	\$53,277	\$24,186	\$690	1.3 %	0.74 %
985	Caesars Entertainment Inc	CZR	2/21/2025	\$31.11	\$30,642	\$27.29	\$26,881	-\$3,761	\$0	0.0 %	0.37 %
105	Lowe's Companies Inc	LOW	3/17/2025	\$225.97	\$23,727	\$243.99	\$25,619	\$1,892	\$504	2.0 %	0.35 %
1,440	MGM Resorts International	MGM	3/12/2025	\$31.91	\$45,954	\$38.36	\$55,238	\$9,284	\$14	0.0 %	0.76 %
390	Nike Inc Class B	NKE	2/21/2025	\$70.05	\$27,321	\$45.44	\$17,722	-\$9,599	\$640	3.6 %	0.24 %
415	Planet Fitness Inc Cl A	PLNT	4/10/2025	\$87.54	\$36,330	\$72.22	\$29,971	-\$6,358	\$0	0.0 %	0.41 %
145	Pool Corp	POOL	3/17/2025	\$316.59	\$45,905	\$226.59	\$32,856	-\$13,050	\$725	2.2 %	0.45 %
Consumer Staples											
200	Pepsico Incorporated	PEP	2/21/2025	\$149.79	\$29,959	\$154.85	\$30,970	\$1,011	\$1,138	3.7 %	0.43 %
Energy											
191	Phillips 66	PSX	3/17/2025	\$109.43	\$20,901	\$161.44	\$30,835	\$9,934	\$970	3.1 %	0.43 %
885	SLB Limited	SLB	2/21/2025	\$39.24	\$34,725	\$52.42	\$46,392	\$11,667	\$1,044	2.3 %	0.64 %
Financials											
830	Block Inc	XYZ	2/21/2025	\$65.41	\$54,293	\$67.97	\$56,415	\$2,122	\$0	0.0 %	0.78 %
310	Fidelity National Information	FIS	2/21/2025	\$69.24	\$21,464	\$48.32	\$14,979	-\$6,485	\$546	3.6 %	0.21 %
155	JP Morgan Chase & Co.	JPM	3/12/2025	\$230.47	\$35,722	\$305.93	\$47,419	\$11,697	\$930	2.0 %	0.65 %
100	Marsh Inc	MRSB	3/12/2025	\$228.71	\$22,871	\$174.90	\$17,490	-\$5,381	\$360	2.1 %	0.24 %
100	Visa Inc	V	2/27/2025	\$344.59	\$34,459	\$315.91	\$31,591	-\$2,868	\$268	0.8 %	0.44 %
Health Care											
150	Abbott Laboratories	ABT	3/17/2025	\$125.86	\$18,878	\$101.56	\$15,234	-\$3,644	\$378	2.5 %	0.21 %
210	Boston Scientific	BSX	3/18/2026	\$70.85	\$14,880	\$64.61	\$13,568	-\$1,311	\$0	0.0 %	0.19 %
400	CVS Health Corp	CVS	3/17/2025	\$67.18	\$26,870	\$74.99	\$29,996	\$3,126	\$1,064	3.5 %	0.41 %
245	Danaher Corp	DHR	2/21/2025	\$206.30	\$50,545	\$198.14	\$48,544	-\$2,000	\$392	0.8 %	0.67 %
730	SPDR S&P Biotech	XBI	2/21/2025	\$83.16	\$60,705	\$136.45	\$99,609	\$38,904	\$325	0.3 %	1.37 %
110	Thermo Fisher Scientific Inc	TMO	2/21/2025	\$514.51	\$56,596	\$531.67	\$58,484	\$1,888	\$207	0.4 %	0.81 %
70	UnitedHealth Group Inc	UNH	12/16/2025	\$332.12	\$23,248	\$314.05	\$21,984	-\$1,265	\$619	2.8 %	0.30 %
Industrials											
550	Trex Co Inc	TREX	12/12/2025	\$34.98	\$19,236	\$40.87	\$22,479	\$3,242	\$0	0.0 %	0.31 %

Units	Security	Symbol	Acquired Date	Unit Cost	Total Cost	Price	Market Value	Unrealized Gain/Loss	Annual Income	Current Yield	Percent Assets
DOMESTIC EQUITIES											
■ Domestic Equities											
Industrials											
25	United Rentals Inc	URI	3/12/2026	\$749.91	\$18,748	\$765.29	\$19,132	\$384	\$184	1.0 %	0.26 %
1,000	Willscot Mobile Mini Hldgs Corp	WSC	3/12/2025	\$29.01	\$29,014	\$19.06	\$19,060	-\$9,954	\$280	1.5 %	0.26 %
Information Technology											
410	Advanced Micro Devices	AMD	2/21/2025	\$102.35	\$41,963	\$258.12	\$105,829	\$63,866	\$0	0.0 %	1.46 %
430	Apple Inc	AAPL	3/17/2025	\$206.33	\$88,723	\$266.43	\$114,565	\$25,842	\$447	0.4 %	1.58 %
370	Elastic N V	ESTC	2/27/2025	\$85.27	\$31,550	\$47.51	\$17,579	-\$13,972	\$0	0.0 %	0.24 %
65	Keysight Technologies Inc	KEYS	3/12/2025	\$150.20	\$9,763	\$325.25	\$21,141	\$11,378	\$0	0.0 %	0.29 %
185	Microsoft Corp	MSFT	3/12/2025	\$393.31	\$72,763	\$411.22	\$76,076	\$3,313	\$673	0.9 %	1.05 %
115	NXP Semiconductors NV	NXPI	3/31/2025	\$182.33	\$20,968	\$209.39	\$24,080	\$3,112	\$466	1.9 %	0.33 %
295	Palo Alto Networks Com	PANW	2/27/2025	\$168.92	\$49,832	\$164.11	\$48,412	-\$1,420	\$0	0.0 %	0.67 %
210	Salesforce Inc	CRM	2/21/2025	\$302.20	\$63,461	\$177.60	\$37,296	-\$26,165	\$370	1.0 %	0.51 %
185	ServiceNow Inc	NOW	2/12/2026	\$100.90	\$18,666	\$94.19	\$17,425	-\$1,241	\$0	0.0 %	0.24 %
155	Take-Two Interactive Software	TTWO	4/7/2025	\$199.74	\$30,959	\$214.15	\$33,193	\$2,234	\$0	0.0 %	0.46 %
Materials											
130	Air Products & Chemicals Inc	APD	2/27/2025	\$273.76	\$35,589	\$295.21	\$38,377	\$2,788	\$941	2.5 %	0.53 %
Domestic Equities Total							\$1,711,259	\$212,909	\$15,102	0.9 %	23.6 %
DOMESTIC EQUITIES Total							\$1,711,259	\$212,909	\$15,102	0.9 %	23.6 %

Units	Security	Symbol	Acquired Date	Unit Cost	Total Cost	Price	Market Value	Unrealized Gain/Loss	Annual Income	Current Yield	Percent Assets
FOREIGN EQUITIES											
■ Developed Market											
950	Akzo Nobel Nv ADR	AKZOY	2/20/2025	\$21.19	\$20,134	\$19.85	\$18,858	-\$1,276	\$570	3.0 %	0.26 %
25	ASML Holding NV	ASML	2/20/2025	\$719.14	\$17,978	\$1,481.77	\$37,044	\$19,066	\$187	0.5 %	0.51 %
1,380	Carnival PLC ADR	CUK	4/2/2025	\$14.89	\$20,546	\$28.80	\$39,744	\$19,198	\$0	0.0 %	0.55 %
2,970	Ermeneigildo Zegna Nv Ord Shs Usd	ZGN	3/19/2025	\$7.78	\$23,107	\$11.50	\$34,155	\$11,048	\$420	1.2 %	0.47 %
1,860	Global X Funds DAX Germany ETF	DAX	3/12/2025	\$38.21	\$71,062	\$45.08	\$83,849	\$12,787	\$1,250	1.5 %	1.16 %
220	Icon PLC ADR	ICLR	2/20/2025	\$186.46	\$41,022	\$116.50	\$25,630	-\$15,392	\$0	0.0 %	0.35 %
1,130	Infineon Technologies AG	IFNNY	2/20/2025	\$37.18	\$42,017	\$52.78	\$59,641	\$17,624	\$314	0.5 %	0.82 %
1,715	iShares MSCI Japan Index	EWJ	2/20/2025	\$69.58	\$119,335	\$89.07	\$152,755	\$33,420	\$2,839	1.9 %	2.11 %
1,190	iShares MSCI Netherlands Index	EWN	2/20/2025	\$48.36	\$57,550	\$63.65	\$75,744	\$18,194	\$3,415	4.5 %	1.05 %
285	LVMH Moet Hennessy Louis Vuitton SA	LVMUY	2/20/2025	\$141.08	\$40,209	\$114.19	\$32,544	-\$7,665	\$675	2.1 %	0.45 %
690	Ryanair Holdings PLC ADR	RYAAY	2/20/2025	\$46.56	\$32,126	\$61.97	\$42,759	\$10,634	\$562	1.3 %	0.59 %
1,660	Vanguard European Stock	VGK	3/12/2025	\$67.40	\$111,877	\$88.03	\$146,130	\$34,253	\$4,109	2.8 %	2.02 %
4,900	Vanguard FTSE All-World ex-US Index ETF	VEU	3/12/2025	\$60.86	\$298,220	\$80.49	\$394,401	\$96,181	\$10,746	2.7 %	5.44 %
Developed Market Total							\$1,143,254	\$248,071	\$25,088	2.2 %	15.8 %
■ Emerging Market											
325	Alibaba Group Holding Limited	BABA	2/20/2025	\$134.89	\$43,839	\$133.28	\$43,316	-\$523	\$335	0.8 %	0.60 %

Units	Security	Symbol	Acquired Date	Unit Cost	Total Cost	Price	Market Value	Unrealized Gain/Loss	Annual Income	Current Yield	Percent Assets
FOREIGN EQUITIES											
Emerging Market											
ADR											
730	Columbia Shs India Consumer ETF	INCO	2/20/2025	\$59.29	\$43,278	\$59.23	\$43,238	-\$40	\$0	0.0 %	0.60 %
2,280	iShares S&P Latin America 40 Index	ILF	2/20/2025	\$23.48	\$53,528	\$37.75	\$86,070	\$32,542	\$2,589	3.0 %	1.19 %
465	Las Vegas Sands Corp	LVS	4/3/2025	\$35.04	\$16,293	\$56.26	\$26,161	\$9,868	\$558	2.1 %	0.36 %
20	Mercadolibre Inc	MELI	2/20/2025	\$2,085.02	\$41,700	\$1,872.12	\$37,442	-\$4,258	\$12	0.0 %	0.52 %
765	SPDR Index Shs S&P China	GXC	2/20/2025	\$86.21	\$65,951	\$96.05	\$73,478	\$7,528	\$1,780	2.4 %	1.01 %
440	Trip.com Group Ltd	TCOM	2/20/2025	\$60.92	\$26,804	\$54.12	\$23,813	-\$2,991	\$123	0.5 %	0.33 %
3,250	Vanguard FTSE Emerging Markets	VVO	3/12/2025	\$44.02	\$143,070	\$58.09	\$188,793	\$45,723	\$4,866	2.6 %	2.60 %
635	Wal-Mart De Mexico ADR	WMMVY	4/7/2025	\$27.52	\$17,477	\$33.27	\$21,126	\$3,650	\$407	1.9 %	0.29 %
Emerging Market Total							\$543,437	\$91,497	\$10,670	2.0 %	7.5 %
FOREIGN EQUITIES Total							\$1,686,691	\$339,569	\$35,757	2.1 %	23.3 %
Units	Security	Symbol	Acquired Date	Unit Cost	Total Cost	Price	Market Value	Unrealized Gain/Loss	Annual Income	Current Yield	Percent Assets
NATURAL RESOURCES											
Diversified Resources											
2,705	iPath DJ-UBS Commodity	DJP	2/20/2025	\$34.53	\$93,403	\$47.27	\$127,865	\$34,462	\$0	0.0 %	1.76 %
Diversified Resources Total							\$127,865	\$34,462	\$0	0.0 %	1.8 %
Industrial Metals											
105	Freeport McMoran Inc	FCX	2/27/2025	\$38.03	\$3,993	\$68.70	\$7,214	\$3,221	\$63	0.9 %	0.10 %
Industrial Metals Total							\$7,214	\$3,221	\$63	0.9 %	0.1 %
Precious Metals											
1,305	Goldman Sachs Physical Gold Etf	AAAU	2/20/2025	\$29.45	\$38,432	\$47.30	\$61,727	\$23,294	\$0	0.0 %	0.85 %
Precious Metals Total							\$61,727	\$23,294	\$0	0.0 %	0.9 %
Energy											
1,250	Alerian MLP Index ETN	AMJB	3/12/2025	\$30.92	\$38,645	\$33.57	\$41,963	\$3,317	\$2,474	5.9 %	0.58 %
1,050	Kinder Morgan Inc	KMI	2/20/2025	\$27.38	\$28,754	\$31.70	\$33,285	\$4,531	\$1,229	3.7 %	0.46 %
Energy Total							\$75,248	\$7,849	\$3,702	4.9 %	1.0 %
NATURAL RESOURCES Total							\$272,053	\$68,826	\$3,765	1.4 %	3.8 %
Units	Security	Symbol	Acquired Date	Unit Cost	Total Cost	Price	Market Value	Unrealized Gain/Loss	Annual Income	Current Yield	Percent Assets
REAL ESTATE											
Domestic Real Estate											
Real Estate Investment Trusts											
120	ProLogis Inc	PLD	2/20/2025	\$120.41	\$14,449	\$139.77	\$16,772	\$2,324	\$514	3.1 %	0.23 %
160	Sun Communities Inc	SUI	2/20/2025	\$125.43	\$20,069	\$128.66	\$20,586	\$517	\$717	3.5 %	0.28 %
1,610	Vanguard Real Estate	VNQ	2/20/2025	\$91.15	\$146,753	\$94.29	\$151,807	\$5,054	\$5,612	3.7 %	2.09 %
Real Estate Services											
180	CBRE Group Inc	CBRE	2/20/2025	\$130.81	\$23,546	\$147.48	\$26,546	\$3,000	\$0	0.0 %	0.37 %
Domestic Real Estate Total							\$215,711	\$10,895	\$6,842	3.2 %	3.0 %

Units	Security	Symbol	Acquired Date	Unit Cost	Total Cost	Price	Market Value	Unrealized Gain/Loss	Annual Income	Current Yield	Percent Assets
REAL ESTATE											
Foreign Real Estate											
Foreign Real Estate											
4,500	SPDR Dow Jones International Real Estate	RWX	2/20/2025	\$24.26	\$109,191	\$28.60	\$128,700	\$19,509	\$4,570	3.6 %	1.78 %
Foreign Real Estate Total							\$128,700	\$19,509	\$4,570	3.6 %	1.8 %
REAL ESTATE Total							\$344,411	\$30,404	\$11,412	3.3 %	4.8 %
Units	Security	Symbol	Acquired Date	Unit Cost	Total Cost	Price	Market Value	Unrealized Gain/Loss	Annual Income	Current Yield	Percent Assets
ALTERNATIVE INVESTMENTS											
Alternative Investments											
95	Apollo Global Management Inc	APO	4/4/2025	\$110.33	\$10,481	\$120.54	\$11,451	\$970	\$194	1.7 %	0.16 %
1,695	NYLI Merger Arbitrage ETF	MNA	2/20/2025	\$33.77	\$57,236	\$36.26	\$61,461	\$4,225	\$640	1.0 %	0.85 %
2,400	WisdomTree Bloomberg US Dollar Bullish	USDU	2/20/2025	\$26.72	\$64,129	\$25.83	\$61,992	-\$2,137	\$2,372	3.8 %	0.86 %
Alternative Investments Total							\$134,904	\$3,057	\$3,206	2.4 %	1.9 %
ALTERNATIVE INVESTMENTS Total							\$134,904	\$3,057	\$3,206	2.4 %	1.9 %
Units	Security	Symbol	Acquired Date	Unit Cost	Total Cost	Price	Market Value	Unrealized Gain/Loss	Annual Income	Yield to Maturity	Percent Assets
FIXED INCOME											
Corporate Bonds											
Corporate Bonds											
75,000	Alexandria Real Estate Equities, Inc 1.875% 01-FEB-2033	015271AV1	2/20/2025	\$77.81	\$58,355	\$81.87	\$61,401	\$3,046	\$1,406	4.97 %	0.85 %
75,000	Kimco Realty Corp Note Call Make Whole 4.60% 2/1/2033	49446RBA6	3/14/2025	\$96.08	\$72,062	\$99.12	\$74,336	\$2,275	\$3,450	4.75 %	1.03 %
75,000	INTEL CORP 5.20% 2/10/2033	458140CG3	3/24/2025	\$98.43	\$73,820	\$101.45	\$76,085	\$2,265	\$3,900	4.95 %	1.05 %
75,000	Constellation Energy Genera Note 5.80% 3/1/2033	210385AC4	2/20/2025	\$102.87	\$77,150	\$105.55	\$79,161	\$2,012	\$4,350	4.86 %	1.09 %
150,000	Magna Intl Inc Sr Nt Isin#Us559222Ay07 5.50% 3/21/2033	559222AY0	2/20/2025	\$100.90	\$151,350	\$103.39	\$155,090	\$3,741	\$8,250	4.92 %	2.14 %
75,000	Ohio Pwr Co Sr Nt Ser S 5.00% 6/1/2033	677415CV1	2/27/2025	\$98.50	\$73,872	\$100.59	\$75,443	\$1,571	\$3,750	4.90 %	1.04 %
100,000	Verizon MD Inc 5.125% 6/15/2033	92344WAB7	6/26/2025	\$100.19	\$100,185	\$97.91	\$97,907	-\$2,279	\$5,125	5.47 %	1.35 %
75,000	The Southern Co 5.20% Due 6/15/2033	842587DR5	2/20/2025	\$99.40	\$74,550	\$101.95	\$76,465	\$1,915	\$3,900	4.89 %	1.06 %
75,000	Arizona Pub Svc Co Nt 5.55% 8/1/2033	040555DG6	3/27/2025	\$100.65	\$75,484	\$103.56	\$77,666	\$2,183	\$4,163	4.98 %	1.07 %
75,000	Veralto Corp Sr 5.45% 9/18/2033	92338CAF0	2/20/2025	\$101.02	\$75,768	\$103.19	\$77,392	\$1,624	\$4,088	4.94 %	1.07 %
50,000	Goldman Sachs Group Inc Ser N Med Term Nts 5.60% 12/5/2033	38150AW92	3/14/2025	\$101.96	\$50,979	\$103.92	\$51,959	\$980	\$2,800	5.00 %	0.72 %
75,000	American Honda Fi 4.90% 1/10/2034	02665WEZ0	3/14/2025	\$97.49	\$73,116	\$98.21	\$73,657	\$541	\$3,675	5.18 %	1.02 %

Corporate Bonds											
Corporate Bonds											
75,000	Athene Hldg Ltd Sr Nt Isin#Us04686Jag67 5.875% 1/15/ 2034	04686JAG6	8/21/2025	\$103.57	\$77,677	\$101.26	\$75,942	-\$1,734	\$4,406	5.68 %	1.05 %
150,000	Regency Ctrs L P Note Call Make Whole 5.25% 1/15/2034	75884RBB8	2/27/2025	\$100.35	\$150,525	\$102.07	\$153,105	\$2,580	\$7,875	4.93 %	2.11 %
75,000	Aercap Ireland L P 5.30% 1/19/ 2034	00774MBH7	3/24/2025	\$98.98	\$74,233	\$100.79	\$75,589	\$1,356	\$3,975	5.18 %	1.04 %
100,000	Lauder Estee Cos Inc Note Call Make Whole 5.00% 2/14/2034	29736RAV2	6/26/2025	\$100.04	\$100,036	\$100.58	\$100,576	\$540	\$5,000	4.91 %	1.39 %
75,000	Pacificorp Note Call Make Whole 5.45% 2/15/2034	695114DD7	2/27/2025	\$100.48	\$75,363	\$102.15	\$76,615	\$1,252	\$4,088	5.12 %	1.06 %
75,000	Realty Income Corp Sr Nt 5.125% 2/15/2034	756109CG7	2/20/2025	\$98.63	\$73,970	\$101.64	\$76,229	\$2,260	\$3,844	4.88 %	1.05 %
75,000	Cigna Corp New 5.25% 2/15/2034	125523CV0	2/27/2025	\$100.69	\$75,520	\$102.31	\$76,736	\$1,216	\$3,938	4.90 %	1.06 %
75,000	Transcanada Pipelines Ltd 4.625% 3/1/2034	89352HAM1	3/24/2025	\$94.28	\$70,706	\$97.18	\$72,885	\$2,179	\$3,469	5.06 %	1.01 %
100,000	Aon North Amer Inc Gtd Sr Nt 5.45% 3/1/2034	03740MAD2	6/26/2025	\$102.57	\$102,566	\$102.61	\$102,614	\$48	\$5,450	5.05 %	1.42 %
100,000	Unitedhealth Group Inc Nt 5.00% 4/15/2034	91324PFB3	6/26/2025	\$99.66	\$99,662	\$100.77	\$100,775	\$1,113	\$5,000	4.88 %	1.39 %
100,000	Elevance Health, Inc. 5.375% 15-JUN-2034	036752AZ6	6/26/2025	\$102.05	\$102,049	\$102.19	\$102,191	\$142	\$5,375	5.05 %	1.41 %
75,000	Equinix Europe Fing Corp Llc 5.5% 15-JUN-2034	29390XAA2	8/21/2025	\$102.28	\$76,710	\$102.55	\$76,911	\$201	\$4,125	5.13 %	1.06 %
Accrued Interest							\$21,726				
Corporate Bonds Total							\$2,088,457	\$31,026	\$105,400	5.01 %	28.5 %
Tactical Fixed Income											
Holdings											
1,200	iShares 20+ Year Treasury Bond ETF	TLT	2/20/2025	\$88.63	\$106,352	\$86.83	\$104,196	-\$2,156	\$4,692	4.5 %	1.44 %
880	iShares Convertible Bond ETF	ICVT	2/20/2025	\$86.85	\$76,431	\$110.31	\$97,073	\$20,642	\$1,443	1.5 %	1.34 %
4,140	SPDR Blackstone / GSO Senior Loan ETF	SRLN	2/20/2025	\$41.67	\$172,511	\$40.37	\$167,132	-\$5,379	\$12,747	7.6 %	2.31 %
Accrued Interest							\$0				
Tactical Fixed Income Total							\$368,401	\$13,108	\$18,882	5.1 %	5.1 %
FIXED INCOME Total							\$2,456,858	\$44,133	\$124,282	33.6 %	
Units	Security	Symbol	Acquired Date	Unit Cost	Total Cost	Price	Market Value	Unrealized Gain/Loss	Annual Income	Current Yield	Percent Assets
CASH											
Money Market											
134,000	Schwab Bank Sweep	SchwabCash	9/27/2024	\$1.00	\$134,000	\$1.00	\$134,000	\$0	\$13	0.0 %	1.85 %
Money Market Total							\$134,000	\$0	\$13	0.0 %	1.8 %

Units	Security	Symbol	Acquired Date	Unit Cost	Total Cost	Price	Market Value	Unrealized Gain/Loss	Annual Income	Current Yield	Percent Assets
CASH EQUIVALENTS											
■ Position Traded Money Market											
148,811	Schwab Treasury Obli Money Market Value Adv	SNOXX	1/16/2026	\$1.00	\$148,811	\$1.00	\$148,811	\$0	\$5,060	3.4 %	2.05 %
380,451	Schwab Treasury Obligations Money Fd Ultra	SCOXX	10/25/2024	\$1.00	\$380,451	\$1.00	\$380,451	\$0	\$13,506	3.6 %	5.25 %
Position Traded Money Market Total							\$529,262	\$0	\$18,566	3.5 %	7.3 %
CASH & EQUIVALENTS Total							\$663,262	\$0	\$18,579	2.8 %	9.2 %
Total Managed Portfolio							\$7,269,438	\$698,898	\$212,104	2.91 %	100 %
Total Portfolio							\$7,269,438	\$698,898	\$212,104	2.91 %	100 %

u = Unknown Cost Basis. There are units with unidentified cost basis contained in the asset. The cost basis listed on the report may be incorrect depending upon the selected reporting method.

PERFORMANCE OVERVIEW

Carmel Area Wastewater District
as of 4/15/2026

Performance History Annualized

	% of Portfolio Allocation	Year to Date	Last 1-Year	Last 3-Years	Last 5-Years	Last 7-Years	Last 10-Years	Inception* 3/1/2025
DOMESTIC EQUITIES	23.54 %	1.45 %	24.82 %	-	-	-	-	10.54 %
<i>S&P 500 Index</i>		<i>2.96 %</i>	<i>31.76 %</i>	-	-	-	-	<i>17.28 %</i>
FOREIGN EQUITIES	23.20 %	3.18 %	32.92 %	-	-	-	-	24.63 %
<i>MSCI All Country World Index ex US</i>		<i>9.06 %</i>	<i>38.71 %</i>	-	-	-	-	<i>32.18 %</i>
NATURAL RESOURCES	3.74 %	20.09 %	41.43 %	-	-	-	-	37.58 %
<i>Bloomberg Commodity Index</i>		<i>22.48 %</i>	<i>36.73 %</i>	-	-	-	-	<i>30.87 %</i>
REAL ESTATE	4.74 %	4.42 %	17.93 %	-	-	-	-	9.88 %
<i>NAREIT Global Index</i>		<i>8.25 %</i>	<i>21.35 %</i>	-	-	-	-	<i>13.99 %</i>
ALTERNATIVE INVESTMENTS	1.86 %	-1.01 %	3.19 %	-	-	-	-	4.29 %
FIXED INCOME	33.80 %	0.90 %	9.28 %	-	-	-	-	6.80 %
<i>Bloomberg Intermediate US Gov/Credit</i>		<i>0.46 %</i>	<i>5.14 %</i>	-	-	-	-	<i>4.77 %</i>
<i>Bloomberg Municipal 1-10 Yr</i>		<i>0.53 %</i>	<i>6.25 %</i>	-	-	-	-	<i>3.57 %</i>
Total Portfolio Gross of Fees		2.35 %	20.66 %	-	-	-	-	13.60 %
Total Portfolio Net of Fees		2.00 %	19.83 %	-	-	-	-	12.82 %

*The inception column represents the annualized return from inception of owning each asset class.

Osborne Partners uses the Alternative Investments asset class primarily for portfolio hedges and does not believe the asset class correlates to any available alternatives benchmark. The Bloomberg Barclays 1-10 Year Municipal Blend Index is a benchmark comparison to the Fixed Income asset class for municipal bonds. Although the Barclays Capital U.S. Gov/Credit Intermediate Term Bond Index is one of the most common fixed income benchmarks, it does not hold municipal bonds. Please see the enclosed Benchmark Descriptions page for more information.

Carmel Area Wastewater District Defined Benefit Plan, Barbara Buikema Pension Trustee

Transaction Summary

1/1/2026 - 4/15/2026

Purchases

Trade Date	Settle Date	Units	Security	Symbol	Unit Price	Total Cost
1/16/2026	1/20/2026	28,600	Schwab Treasury Obli Money Market Value Adv	SNOXX	\$1.00	\$28,600.00
1/23/2026	1/26/2026	24,324	Schwab Treasury Obli Money Market Value Adv	SNOXX	\$1.00	\$24,324.30
1/29/2026	1/30/2026	14,937	Schwab Treasury Obli Money Market Value Adv	SNOXX	\$1.00	\$14,936.90
1/30/2026	1/30/2026	15	Schwab Treasury Obli Money Market Value Adv	SNOXX	\$1.00	\$14.92
1/30/2026	1/30/2026	47	Schwab Treasury Obli Money Market Value Adv	SNOXX	\$1.00	\$46.67
2/3/2026	2/4/2026	530	Ermenegildo Zegna Nv Ord Shs Usd	ZGN	\$9.18	\$4,866.88
2/9/2026	2/10/2026	90	Amazon.com Inc	AMZN	\$209.27	\$18,834.40
2/12/2026	2/13/2026	85	Microsoft Corp	MSFT	\$403.02	\$34,256.63
2/12/2026	2/13/2026	185	ServiceNow Inc	NOW	\$100.90	\$18,665.87
2/19/2026	2/20/2026	130	Palo Alto Networks Com	PANW	\$151.28	\$19,667.02
2/24/2026	2/25/2026	25,085	Schwab Treasury Obli Money Market Value Adv	SNOXX	\$1.00	\$25,084.85
2/25/2026	2/26/2026	11,651	Schwab Treasury Obli Money Market Value Adv	SNOXX	\$1.00	\$11,650.85
2/26/2026	2/27/2026	175	Netflix Inc	NFLX	\$83.94	\$14,689.90
2/27/2026	2/27/2026	194	Schwab Treasury Obli Money Market Value Adv	SNOXX	\$1.00	\$193.78
3/2/2026	3/3/2026	220	Planet Fitness Inc Cl A	PLNT	\$81.75	\$17,983.92
3/2/2026	3/3/2026	110	Elastic N V	ESTC	\$54.40	\$5,983.67
3/12/2026	3/13/2026	12,039	Schwab Treasury Obli Money Market Value Adv	SNOXX	\$1.00	\$12,038.74
3/12/2026	3/13/2026	25	United Rentals Inc	URI	\$749.91	\$18,747.84
3/18/2026	3/19/2026	210	Boston Scientific	BSX	\$70.85	\$14,879.51
3/27/2026	3/30/2026	31,600	Schwab Treasury Obli Money Market Value Adv	SNOXX	\$1.00	\$31,600.00
3/31/2026	3/31/2026	320	Schwab Treasury Obli Money Market Value Adv	SNOXX	\$1.00	\$320.07
Total Purchases						\$317,386.72

Sales

Trade Date	Settle Date	Units	Security	Symbol	Unit Cost	Total Cost	Unit Price	Proceeds	Gain/Loss
1/23/2026	1/26/2026	-495	Goldman Sachs Physical Gold Etf	AAAU	\$30.83	\$15,258.32	\$49.12	\$24,315.14	\$9,056.82
1/29/2026	1/30/2026	-220	Freeport McMoran Inc	FCX	\$38.58	\$8,486.48	\$63.66	\$14,004.08	\$5,517.60
1/30/2026	2/2/2026	-100	RTX Corporation	RTX	\$129.59	\$12,959.25	\$200.44	\$20,043.80	\$7,084.55
2/10/2026	2/11/2026	-495	Dassault Systemes SA ADR	DASTY	\$35.49	\$17,558.58	\$26.90	\$13,308.45	-\$4,250.13
2/11/2026	2/12/2026	-110	Vulcan Materials Company	VMC	\$234.10	\$25,750.90	\$322.52	\$35,477.30	\$9,726.40
2/12/2026	2/13/2026	-350	NICE Ltd	NICE	\$146.15	\$51,154.09	\$104.82	\$36,685.50	-\$14,468.59
2/12/2026	2/13/2026	-90	Workday Inc	WDAY	\$248.34	\$22,350.60	\$142.63	\$12,837.04	-\$9,513.56
2/13/2026	2/17/2026	-80	Union Pacific Corp	UNP	\$227.87	\$18,229.20	\$259.93	\$20,794.73	\$2,565.53
2/17/2026	2/18/2026	-400	Global Payments Inc	GPN	\$97.72	\$39,087.92	\$69.42	\$27,768.40	-\$11,319.52
2/24/2026	2/25/2026	-85	Keysight Technologies Inc	KEYS	\$152.88	\$12,994.61	\$290.78	\$24,716.20	\$11,721.59
2/25/2026	2/26/2026	-215	Las Vegas Sands Corp	LVS	\$36.46	\$7,839.78	\$54.15	\$11,641.50	\$3,801.72
3/12/2026	3/13/2026	-120	Cheniere Energy Inc	LNG	\$221.73	\$26,607.69	\$256.69	\$30,803.14	\$4,195.45
Total Sales and Maturities						\$258,277.43		\$272,395.28	\$14,117.85

Dividends

Pay-Date	Security	Symbol	Amount
1/2/2026	Nike Inc Class B	NKE	\$159.90
1/5/2026	iShares S&P Latin America 40 Index	ILF	\$458.72
1/6/2026	Pepsico Incorporated	PEP	\$284.50
1/7/2026	NXP Semiconductors NV	NXPI	\$116.61
1/7/2026	Global X Funds DAX Germany ETF	DAX	\$158.04
1/8/2026	SLB Limited	SLB	\$252.23
1/8/2026	Salesforce Inc	CRM	\$87.36
1/15/2026	Walt Disney Co	DIS	\$202.50
1/15/2026	Thermo Fisher Scientific Inc	TMO	\$47.30
1/30/2026	Schwab Treasury Obligations Money Fd Ultra	SCOXX	\$111.93
1/30/2026	Schwab Treasury Obligations Money Fd Ultra	SCOXX	\$1,042.12
1/30/2026	Danaher Corp	DHR	\$78.40
1/30/2026	Schwab Treasury Obli Money Market Value Adv	SNOXX	\$46.67
1/30/2026	Schwab Treasury Obli Money Market Value Adv	SNOXX	\$14.92
1/31/2026	JP Morgan Chase & Co.	JPM	\$232.50
2/2/2026	Freeport McMoran Inc	FCX	\$48.75
2/2/2026	Sun Communities Inc	SUI	\$166.40
2/2/2026	CVS Health Corp	CVS	\$266.00
2/4/2026	Lowe's Companies Inc	LOW	\$126.00
2/5/2026	iShares 20+ Year Treasury Bond ETF	TLT	\$398.26
2/5/2026	SPDR Blackstone / GSO Senior Loan ETF	SRLN	\$1,025.98
2/5/2026	iShares Convertible Bond ETF	ICVT	\$94.51
2/9/2026	Air Products & Chemicals Inc	APD	\$232.70
2/12/2026	Apple Inc	AAPL	\$111.80
2/13/2026	Marsh Inc	MRSB	\$90.00
2/13/2026	Abbott Laboratories	ABT	\$94.50
2/17/2026	Kinder Morgan Inc	KMI	\$307.13
2/18/2026	Las Vegas Sands Corp	LVS	\$204.00
2/18/2026	ASML Holding NV	ASML	\$47.66
2/27/2026	Schwab Treasury Obligations Money Fd Ultra	SCOXX	\$1,039.61
2/27/2026	Cheniere Energy Inc	LNG	\$66.60
2/27/2026	Carnival PLC ADR	CUK	\$207.00
2/27/2026	Apollo Global Management Inc	APO	\$48.45
2/27/2026	Schwab Treasury Obli Money Market Value Adv	SNOXX	\$193.78
3/2/2026	Visa Inc	V	\$67.00
3/3/2026	Infineon Technologies AG	IFNNY	\$465.96
3/4/2026	Ryanair Holdings PLC ADR	RYAAY	\$313.93
3/4/2026	Phillips 66	PSX	\$242.57
3/5/2026	iShares 20+ Year Treasury Bond ETF	TLT	\$360.76
3/5/2026	SPDR Blackstone / GSO Senior Loan ETF	SRLN	\$942.88
3/5/2026	iShares Convertible Bond ETF	ICVT	\$114.10
3/10/2026	Alerian MLP Index ETN	AMJB	\$632.50
3/12/2026	Microsoft Corp	MSFT	\$168.35
3/16/2026	Borg Warner Inc	BWA	\$172.55
3/16/2026	Alphabet Inc Class A	GOOGL	\$69.30

Dividends

Pay-Date	Security	Symbol	Amount
3/17/2026	UnitedHealth Group Inc	UNH	\$154.70
3/18/2026	Willscot Mobile Mini Hldgs Corp	WSC	\$70.00
3/24/2026	Fidelity National Information	FIS	\$136.40
3/24/2026	Vanguard European Stock	VGK	\$633.95
3/24/2026	Vanguard FTSE All-World ex-US Index ETF	VEU	\$554.68
3/25/2026	SPDR Dow Jones International Real Estate	RWX	\$850.45
3/26/2026	Vanguard Real Estate	VNQ	\$1,522.58
3/26/2026	Meta Platforms Inc	META	\$31.50
3/26/2026	Pool Corp	POOL	\$181.25
3/31/2026	Schwab Treasury Obligations Money Fd Ultra	SCOXX	\$1,109.62
3/31/2026	ProLogis Inc	PLD	\$128.40
3/31/2026	Pepsico Incorporated	PEP	\$284.50
3/31/2026	Booking Holdings Inc	BKNG	\$31.50
3/31/2026	Schwab Treasury Obli Money Market Value Adv	SNOXX	\$320.07
4/1/2026	Nike Inc Class B	NKE	\$159.90
4/2/2026	SLB Limited	SLB	\$261.08
4/6/2026	SPDR Blackstone / GSO Senior Loan ETF	SRLN	\$1,026.80
4/7/2026	iShares 20+ Year Treasury Bond ETF	TLT	\$413.73
4/7/2026	iShares Convertible Bond ETF	ICVT	\$117.71
4/9/2026	NXP Semiconductors NV	NXPI	\$116.61
4/15/2026	Sun Communities Inc	SUI	\$179.20
4/15/2026	Thermo Fisher Scientific Inc	TMO	\$51.70
Total Dividends			\$19,949.06

Interest

Pay-Date	Security	Symbol	Amount
1/12/2026	American Honda Fi 4.90% 1/10/2034	02665WEZ0	\$1,837.50
1/15/2026	Schwab Bank Sweep	SchwabCash	\$1.51
1/15/2026	Regency Ctrs L P Note Call Make Whole 5.25% 1/15/2034	75884RBB8	\$3,937.50
1/15/2026	Athene Hldg Ltd Sr Nt Isin#Us04686Jag67 5.875% 1/15/2034	04686JAG6	\$2,203.13
1/19/2026	Aercap Ireland L P 5.30% 1/19/2034	00774MBH7	\$1,987.50
2/1/2026	Alexandria Real Estate Equities, Inc 1.875% 01-FEB-2033	015271AV1	\$703.13
2/1/2026	Kimco Realty Corp Note Call Make Whole 4.60% 2/1/2033	49446RBA6	\$1,725.00
2/1/2026	Arizona Pub Svc Co Nt 5.55% 8/1/2033	040555DG6	\$2,081.25
2/10/2026	INTEL CORP 5.20% 2/10/2033	458140CG3	\$1,950.00
2/14/2026	Lauder Estee Cos Inc Note Call Make Whole 5.00% 2/14/2034	29736RAV2	\$2,500.00
2/15/2026	Schwab Bank Sweep	SchwabCash	\$1.45
2/15/2026	Realty Income Corp Sr Nt 5.125% 2/15/2034	756109CG7	\$1,921.88
2/15/2026	Pacificorp Note Call Make Whole 5.45% 2/15/2034	695114DD7	\$2,043.75
2/15/2026	Cigna Corp New 5.25% 2/15/2034	125523CV0	\$1,968.75
3/1/2026	Constellation Energy Genera Note 5.80% 3/1/2033	210385AC4	\$2,175.00
3/1/2026	Transcanada Pipelines Ltd 4.625% 3/1/2034	89352HAM1	\$1,734.38
3/1/2026	Aon North Amer Inc Gtd Sr Nt 5.45% 3/1/2034	03740MAD2	\$2,725.00
3/15/2026	Schwab Bank Sweep	SchwabCash	\$1.61
3/18/2026	Veralto Corp Sr 5.45% 9/18/2033	92338CAF0	\$2,043.75

Interest

Pay-Date	Security	Symbol	Amount
3/21/2026	Magna Intl Inc Sr Nt Isin#Us559222Ay07 5.50% 3/21/2033	559222AY0	\$4,125.00
4/15/2026	Unitedhealth Group Inc Nt 5.00% 4/15/2034	91324PFB3	\$2,500.00
Total Interest Received			\$40,167.09

Cash Withdrawals

Trade Date	Description	Security	Symbol	Amount
1/30/2026	Client Distribution	Schwab Bank Sweep	SchwabCash	-\$16,000.00
2/27/2026	Client Distribution	Schwab Bank Sweep	SchwabCash	-\$16,000.00
3/31/2026	Client Distribution	Schwab Bank Sweep	SchwabCash	-\$16,000.00
Total Cash Withdrawals				-\$48,000.00

Expenses

Trade Date	Description	Security	Symbol	Amount
1/7/2026	Management Fee	Schwab Bank Sweep	SchwabCash	-\$12,657.00
1/7/2026	Foreign Dividend Tax	NXP Semiconductors NV	NXPI	-\$17.49
1/12/2026	ADR Fee	Schwab Bank Sweep	SchwabCash	-\$13.73
1/23/2026	Trading Expense	Goldman Sachs Physical Gold Etf	AAAU	-\$0.10
1/29/2026	Trading Expense	Freeport McMoran Inc	FCX	-\$0.04
1/30/2026	Trading Expense	RTX Corporation	RTX	-\$0.02
2/10/2026	Trading Expense	Dassault Systemes SA ADR	DASTY	-\$7.05
2/11/2026	Trading Expense	Vulcan Materials Company	VMC	-\$0.02
2/12/2026	Trading Expense	NICE Ltd	NICE	-\$0.07
2/12/2026	Trading Expense	Workday Inc	WDAY	-\$0.02
2/13/2026	Trading Expense	Union Pacific Corp	UNP	-\$0.02
2/17/2026	Trading Expense	Global Payments Inc	GPN	-\$0.08
2/18/2026	Foreign Dividend Tax	ASML Holding NV	ASML	-\$7.15
2/24/2026	Trading Expense	Keysight Technologies Inc	KEYS	-\$0.02
2/25/2026	Trading Expense	Las Vegas Sands Corp	LVS	-\$0.04
3/3/2026	ADR Fee	Schwab Bank Sweep	SchwabCash	-\$29.18
3/3/2026	Foreign Dividend Tax	Infineon Technologies AG	IFNNY	-\$122.90
3/4/2026	ADR Fee	Schwab Bank Sweep	SchwabCash	-\$17.25
3/12/2026	Trading Expense	Cheniere Energy Inc	LNG	-\$0.02
4/7/2026	Management Fee	Schwab Bank Sweep	SchwabCash	-\$12,077.00
4/9/2026	Foreign Dividend Tax	NXP Semiconductors NV	NXPI	-\$17.49
Total Expenses				-\$24,966.69



**CARMEL AREA WASTEWATER DISTRICT
SPECIAL MEETING OF THE BOARD OF DIRECTORS
Community Meeting Minutes
Carmel Meadows Sewer Project**

Tuesday, 2:00 p.m., April 21, 2026

CALL TO ORDER – ROLL CALL AT 2:00 p.m.

** Signifies virtual attendance.*

Present: *President Bob Siegfried; Pro Tem Urquhart; Directors: Cole, *Weiland, White

A quorum was present

APPEARANCES, ORDERS OF BUSINESS & ANNOUNCEMENTS:

Absent: None

Others: Barbara Buikema, General Manager, Carmel Area Wastewater District (CAWD or District)
Patrick Treanor, District Engineer (CAWD)
Jeff Bancy, Principal Engineer (CAWD)
Alex Henson, Associate Engineer (CAWD)
Daryl Lauer, Superintendent of Collections

In-Person Public Attendees:

Steve Thomas | TBC Communications
Chuck Keller | Carmel Meadows Constituent
Gail Dryden | Carmel Meadows Constituent

***Virtual Public Attendees:**

Deborah Ju | Carmel Meadows Constituent
Keith Porter, Carol Keller | Carmel Meadows Constituent
David Scopp | Carmel Meadows Constituent
Lynette & Mitch Ferguson | Carmel Meadows Constituent
Andy Popaduik | Carmel Meadows Constituent

1. Appearances/Public Comments: Anyone wishing to address the Board on a matter not appearing on the agenda may do so now. Public comment shall be limited to 3 minutes per person. No action shall be taken on any item not appearing on the agenda. During consideration of any agenda item, public comment shall be limited to 3 minutes per person and will be allowed prior to Board action on the item under discussion.

There was no public comment.

2. **Agenda Changes:** Any requests to move an item forward on the agenda will be considered at this time.

There were no agenda changes.

3. Update on the Carmel Meadows Sewer Project:

District Engineer Patrick Treanor delivered a PowerPoint presentation on the Carmel Meadows Sewer Project. Following the presentation, a question-and-answer session was held for Carmel Meadows constituents.

There being no further business to come before the Board, the meeting was adjourned at 2:46 p.m.

4. ADJOURNMENT

The Next Regular Board Meeting will be held at 9:00 a.m., Thursday, April 30, 2026, or at an alternate acceptable date. The Following Regular Board Meeting will be held at 9:00 a.m., Thursday, May 28, 2026. NOTE: The meeting will have a teleconference option hosted through Zoom. You can access the Zoom link by visiting our website, www.cawd.org. If you need assistance, please call the District office at 831-624-1248 or send an email to downstream@cawd.org. After staff reports have been distributed, if additional documents are produced by the District and provided to the Board regarding any item on the agenda, they will be made available on the District website.

As Reported To:

Barbara Buikema, General Manager

APPROVED:

Kevan Urquhart, Pro Tem of the Board

Note: if you believe you possess any disability that would require special accommodations in order to attend this meeting, please call the Carmel Area Wastewater District at 831-624-1248, Monday – Friday between 8:00 a.m. & 5:00 p.m.

Staff Report



TO: Board of Directors

FROM: Barbara Buikema, General Manager

DATE: April 30, 2026

SUBJECT: Special District Association of Monterey
County 04-21-26

RECOMMENDATION

Informational only.

DISCUSSION

The quarterly Special District Association of Monterey County meeting was held April 21, 2026 at Bayonet Black Horse Golf Course. Director White represented the District.


Summary of the meeting topics:

- The speaker was Wendy Root Askew, District 4 Supervisor. The focus of her talk was on the County budget and potential shortfalls and/or revenue possibilities. Estimated County Budget is \$2.2B with expenditures of \$1.1B. Ms. Askew stated that revenues are not increasing fast enough to cover all programs and property tax revenue is insufficient.
- Vince Ferrante gave the Legislative Chair Report. Santa Cruz and San Benito counties will merge for California Special District Association (CSDA). The annual conference may not come to Monterey in the future because of the cost of venue.
- Rick Verbanic reported out on Finance – indicated there was little change in bank account balance.
- Rachelle Naroyan, CSDA representative spoke about HR 2766 or the Special District Fairness and Accessibility Act, which will define special districts in federal law. This will set the stage for an array of federal opportunities for special districts.

-
- Local Agency Formation Commission (LAFCO) Report: Ms. Kate McKenna – reported that MaryAnn Leffel was declared the next LAFCO Regular Member Representative. David Kong was declared the Monterey LAFCO Alternate Special District Representative.
- Kate McKenna has announced her retirement as Executive Director of Monterey County LAFCO. They are currently recruiting for their next executive officer.

FINANCIAL

None at this time.



The Special Districts Association of Monterey County

The SDA of Monterey County will convene for our Regular Quarterly Meeting

Date: Tuesday, April 21, 2026

Time: 6:00 - 8:00 P.M.

Location: BAYONET BLACK HORSE GOLF COURSE
CLUB HOUSE – 1 McClure Way, Seaside

Dinner: Choice of stuffed chicken dinner, hamburger, or a vegetarian dinner.

Cost: **\$40.00** per person

PLEASE BRING PAYMENT TO DINNER checks payable to
"The Special Districts Association of Monterey County"

RSVP: To Kelli Guterrez at info@montereycountymosquito.com
Please Respond by Tuesday, April 14, 2026, as a headcount needs to be provided by the 15th. Thank you.

We encourage your District Directors, Commissioners and General Managers to attend.



AGENDA
REGULAR MEETING OF THE
SPECIAL DISTRICTS ASSOCIATION
OF MONTEREY COUNTY



Tuesday, April 21, 2026

1. – Call to Order, welcome, introductions: President Mary Ann Leffel
2. – Dinner
3. – Speaker: TBA
Topic: TBA
4. – Approval of Minutes from the January 20, 2026 meeting
5. – New/Old Business
6. – Informational Reports:
 - a. Legislative Chair Report – Vince Ferrante
 - b. Finance Committee Chair Report – Ken Klemme
 - c. CSDA Coastal Network 5 Representative Report – Vince Ferrante/Richelle Noroyan
 - d. LAFCO Representative Report – Kate McKenna, Executive Director
 - e. Other Reports –
7. – Members comments:
8. – Suggested topics and/or speakers for next agenda; next meeting date; location:

Bayonet Blackhorse Golf Course Club House
Tuesday, July 15, 2025, 6:00 pm
9. – Adjournment



Draft Minutes
REGULAR
MEETING OF THE
SPECIAL
DISTRICTS
ASSOCIATION OF
MONTEREY
COUNTY



Tuesday, January 20th, 2026

1. – Call to Order, welcome, introductions: President Kathleen Lee
2. – Announcement of New Officers for 2026

Nic Becker presented the new slate of officers for 2026

Mary Ann Leffel	President
Tom Moore	Vice President
Rick Verbance	Treasurer
Ken Klemme	Secretary

Motion to approve 2026 slate of officers, Russ Jeffries seconded by Mary Ann Leffel, motion passed

3. – Speaker: District 3 - Supervisor Chris Lopez | County of Monterey

Supervisor Chris Lopez provided an insightful update on this year's key initiatives and challenges. Chris Lopez went on to talk about the challenges in Rural Health Care with Dr. Ida Lopez-Chan. Chris talked about many local issues including Ag, sewer fees, Amazon, and Highway 101.

– Approval of Minutes from the October 7th, 2025 meeting

Motion to approve minutes, Mary Ann Leffel seconded by Russ Jeffries, motion passed.

4. – New/Old Business

None

5. – Informational Reports:

- a. CSDA Coastal Network 5 Representative Report/legislative update – Vince Ferrante/Richelle Noroyan

Richelle Noroyan, from the CSDA, addressed the Monterey Chapter meeting to discuss the

impacts of SB 707, focusing on how recent changes to the Brown Act affect special districts. Richelle discussed a new mandatory Board Member Finance class which is a two hour class that will be provided free through your CSDA membership.

Vince Ferrante gave updates on CSDA

- b. LAFCO Representative Report – Kate McKenna, Executive Director

Kate McKenna introduced Jeff Condit, a new Analyst for LAFCO. Kate and Jeff both talked about the upcoming election for LAFCO seats

- c. Treasury Report – Kelli Gutierrez said we still have money in the account. Motion to accept Mary Ann Leffel second by Russ Jeffries, motion passes

- 6. – Members comments: NONE

- 7. – Suggested topics and/or speakers for next agenda; next meeting

Bayonet Blackhorse Golf Course Club House
Tuesday, April 21st, 2026, 6:00 pm

- 8. – Adjournment 7:45 PM

Special Districts Association
January 20, 2026

Member Agencies:

1. Aromas County Water District
2. Aromas Tri-County Fire Protection District
3. Cachagua Fire Protection District
4. Carmel Area Wastewater District (Barbara Buikema, Kevan Urquhart)
5. Carmel Highlands Fire Protection District
6. Carmel Valley Recreation and Park District
7. Castroville Community Services District
8. Cypress Fire Protection District
9. Greenfield Memorial District
10. Greenfield Public Recreation District (David Kong)
11. King City Cemetery District
12. Marina Coast Water District (Jan Shriner, Tom Moore, Gail Morton, Rem Scherzinger)
13. Monterey Bay Unified Air Pollution Control Dist.
14. Monterey County Regional Fire District (David Sargenti)
15. Monterey County Mosquito Abatement Dist. (Ken Klemme, Kelli Guiterez)
16. Monterey Peninsula Airport District (Mary Ann Leffel, Carl Miller, John Gaglioti, Jonathan Ahmadi)
17. Monterey Peninsula Regional Park District (Kathleen Lee)
18. Monterey Peninsula Water Management District (Karen Paull, George Riley)
19. Monterey Regional Waste Management District (Felipe Melchor)
20. Moss Landing Harbor District (Russ Jeffries, Vince Ferrante, James Goulart)
21. North County Fire Protection District
22. North County Recreation and Park District
23. North Salinas Valley
24. Pajaro/Sunny Mesa Community Services District
25. Pebble Beach Community Services District (Nick Becker, Rick Verbanec)
26. Resource Conservation Dist. of Monterey County
27. Salinas Valley Health
28. San Lucas County Water District
29. Soledad Cemetery District
30. Soledad Community Health Care District (Ida Lopez Chan, Graig Stephens)
31. Soledad Mission Recreation District (Frances Bengtson)
32. South Monterey County Fire Protection District
33. Spreckels Community Services District
34. Spreckels Memorial District

Guest Attendees:

1. Assembly Rivas's Office (Dominic Dursa)
2. CSDA (Richelle Noroyan)
3. Local Agency Formation Commission (Kate McKenna, Jeff Condit)

Guest Speaker:

Salinas Valley Health

Twelve-month cash flow

Special Districts Association of Monterey County

Fiscal Year Begins: Jan-26

	Dec-25	Jan-26	Feb-26	Mar-26	Apr-26	May-26	Jun-26	Jul-26	Aug-26	Sep-26	Oct-26	Nov-26	Dec-26	Total Item
Cash on Hand (beginning of month)	2,312	3,272	1,953	1,928	3,088	3,088	3,088	3,088	3,088	3,088	3,088	3,088	3,088	3,088

CASH RECEIPTS

Cash payments in	960			1,160										
Other-CSDA Legislative Donation														
TOTAL CASH RECEIPTS	960	0	0	1,160	0	0	0	0	0	0	0	0	0	0
Total Cash Available (before cash out)	3,272	3,272	1,953	3,088	3,088	3,088	3,088	3,088	3,088	3,088	3,088	3,088	3,088	3,088

CASH PAID OUT

Meals		1,320												
Bank Fees														
Supplies														
Rent														
Insurance														
Other-CSDA Legislative Payment														
Miscellaneous - Web Hosting			25	0										
SUBTOTAL	0	1,320	25	0	0	0	0	0	0	0	0	0	0	0
Reserve and/or Escrow														
TOTAL CASH PAID OUT	0	1,320	25	0	0	0	0	0	0	0	0	0	0	0
Cash Position (end of month)	3,272	1,953	1,928	3,088	3,088	3,088	3,088	3,088	3,088	3,088	3,088	3,088	3,088	3,088

ESSENTIAL OPERATING DATA (non cash flow information)

Meeting attendance														
Accounts Receivable														
Accounts Payable (eom)														



INDEPENDENT ACCOUNTANTS' REPORT

Board of Directors
Carmel Area Wastewater District
Carmel, California

We have performed the procedures enumerated below on the bank records of Carmel Area Wastewater District (CAWD) for the month of February 2026. CAWD's management is responsible for the bank records of CAWD.

The Board of Directors of CAWD have agreed to and acknowledged that the procedures performed are appropriate to meet the intended purpose of applying agreed-upon procedures to your bank reconciliations, in order to provide users with factual findings about the bank records used by the entity. This report may not be suitable for any other purpose. The procedures performed may not address all the items of interest to a user of this report and may not meet the needs of all users of this report and, as such, users are responsible for determining whether the procedures performed are appropriate for their purposes.

The procedures we performed, and the associated findings, are as follows:

- 1) For Cash account #3, we agreed the opening and ending balance on the reconciliation report to the County of Monterey Trial Balance Summary.
 - a) No exceptions were found as a result of this procedure.
- 2) For Cash account #6, operating, we agreed the opening and ending balance on the reconciliation report to the Chase Bank Statement.
 - a) No exceptions were found as a result of this procedure.
- 3) For Cash account #7, payroll, we agreed the opening and ending balance on the reconciliation report to the Chase Bank Statement.
 - a) No exceptions were found as a result of this procedure.
- 4) For Cash account #6, we compared the signatures on each check and compared them to a copy of the signature card on file with your bank to determine if the correct authorized people have signed the checks (we are not handwriting or forgery experts).
 - a) No exceptions were found as a result of this procedure.
- 5) For Cash account #6, we compared the payees, the amounts, and the check number on the checks and matched it to the payee names, amounts, and check numbers appearing in the cash disbursements journal.
 - a) No exceptions were found as a result of this procedure.
- 6) For the three cash accounts noted above, we matched interbank account transfers.
 - a) No exceptions were found as a result of this procedure.

We were engaged by the Board of Directors of CAWD to perform this agreed-upon procedures engagement and conducted our engagement in accordance with attestation standards established by the AICPA. We were not engaged to and did not conduct an examination or review engagement, the objective of which would be the expression of an opinion or conclusion, respectively, on the bank records of CAWD. Accordingly, we do not express such an opinion or conclusion. Had we performed additional procedures, other matters might have come to our attention that would have been reported to you.

We are required to be independent of CAWD and to meet our other ethical responsibilities, in accordance with the relevant ethical requirements related to our agreed-upon procedures engagement.

This report is intended solely for the information and use of the Board of Directors of CAWD and is not intended to be, and should not be, used by anyone other than this specified party.

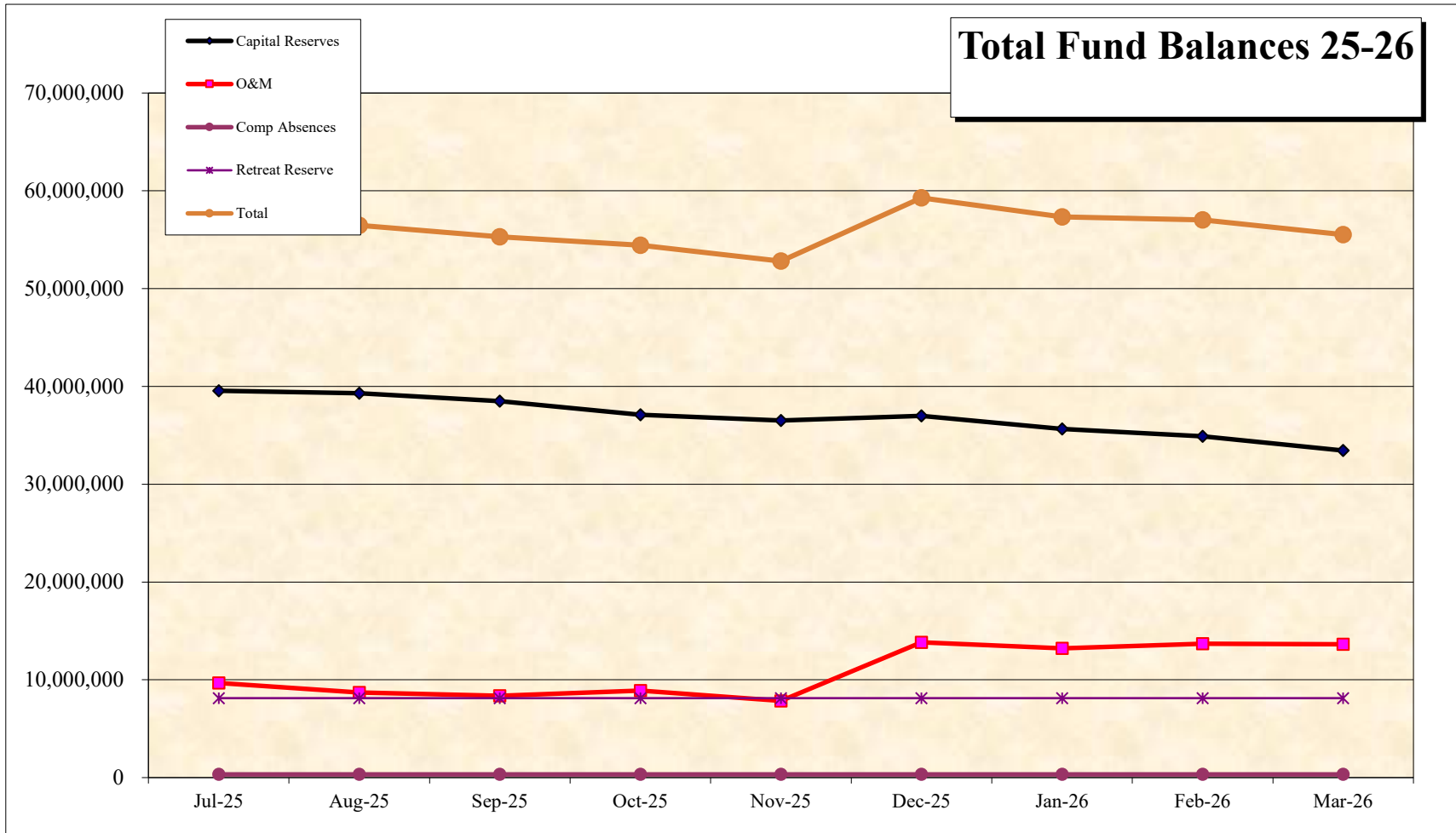


CliftonLarsonAllen LLP

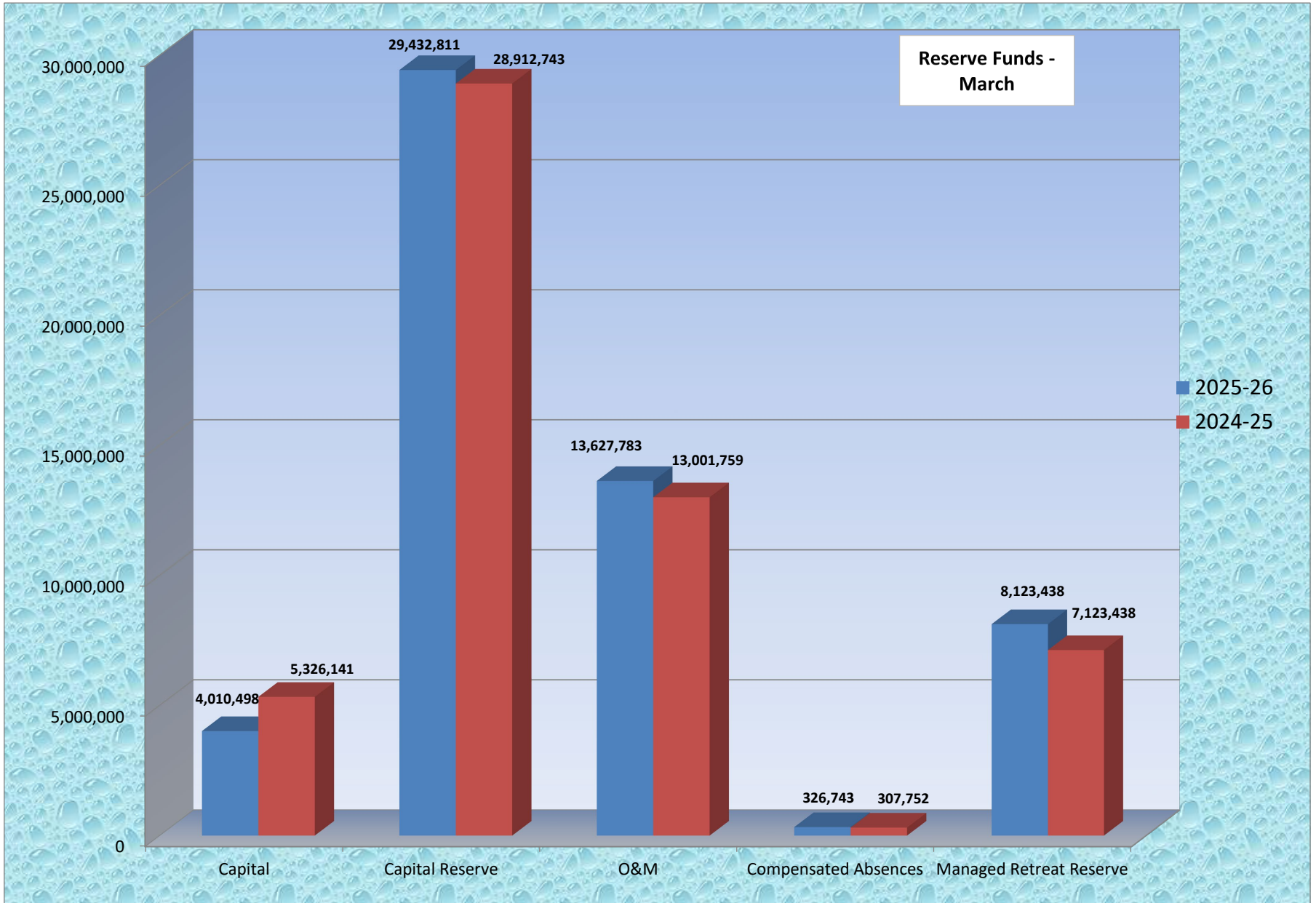
Salinas, California
April 1, 2026

Carmel Area Wastewater District
Schedule of Cash Receipts and Disbursements - MARCH 2026

	Capital Fund	Capital Improvement Reserve	General O & M Fund	Compensated Accruals Reserve	Defend or Managed Retreat Reserve	COUNTY Total Fund Balance	Chase Bank O & M Balance	Chase Bank PR Balance	L.A.I.F. Balance
BALANCE BEGINNING OF MONTH	\$5,518,727	\$29,370,494	\$13,685,860	\$326,743	\$8,123,438	\$57,025,262	\$707,191	\$2,117	\$1,367,893
Receipts:									
User Fees			433,694						
Property Taxes		62,317							
PBCSD Treatment Fees							115,000		
Reclamation O & M reimbursement							67,088		
Reclamation capital billing									
Permits							2,790		
PBCSD capital billing									
Other misc. revenue							3,114		
Interest income									
CLEAN receipts									
Carmel City storm drains									
Rancho Canada sewer connections deposit							100,000		
Carmel Reserve LLC (Sept. Ranch)									
Brine disposal fees							12,445		
Redeposit fraudulent checks									
Connection fees							5,293		
Void checks							33,153		
Total Receipts	0	62,317	433,694	0	0	496,011	338,883	0	0
Fund Transfers:									
Transfers to Chase Bank O&M	(1,508,229)		(491,771)				2,000,000		
Transfers to Chase Bank PR							(335,000)	335,000	
Transfer to Defend or Managed Retreat Fund									
Intra-fund transfers for capital expenditures									
Rebalance Capital and O&M Reserves									
Total Transfers	(1,508,229)	0	(491,771)	0	0	(2,000,000)	1,665,000	335,000	0
Disbursements:									
Operations and capital							2,115,521		
Payroll & payroll taxes								333,156	
Employee Dental reimbursements							2,619		
CALPERS EFT							54,493		
CAWD SAM pension EFT							0		
Union dues EFT							824		
Home Depot EFT							50		
US Bank EFT							20,758		
Deferred comp contributions EFT							11,920		
PEHP contributions EFT							4,500		
Bank/ADP fees							5	1,592	
Procurify Pro Users									
ACH replacement ck-altered									
GASB 68 report fee									
Unfunded CALPERS liabilities									
Total Disbursements	0	0	0	0	0	0	2,210,689	334,748	0
BALANCE END OF MONTH	4,010,498	29,432,811	13,627,783	326,743	8,123,438	55,521,273	500,385	2,369	1,367,893



Capital Reserve + O&M + O&M Reserve + Compensated Absences Reserve = Total Fund held in County



Carmel Area Wastewater District
Disbursements
3/1/2026

Date	Check	Vendor	Description	Amount
03/02/26	8521	ADP, Inc.	Workforce Now Essential Time and Attendance fee	89.70
03/02/26	8522	Alameda Electrical Distributors	Electrical supplies	834.48
03/02/26	8523	Amazon Capital Services	Plant and admin office and operating supplies	1,520.24
03/02/26	8524	ATTN Flex Account Administration	Flex account payments	1,046.08
03/02/26	8525	American Fidelity Assurance	Employee insurance premiums	272.73
03/02/26	8526	Analytichem Canada Inc.	Lab supplies	223.79
03/02/26	8527	AT&T Mobility	SCADA text modem	71.06
03/02/26	8528	AT&T	Plant fiber router	755.98
03/02/26	8529	AutomationDirect, Inc.	LED signal tower	196.84
03/02/26	8530	BCV Systems, LLC	Turblex Blower service and repair (CAPITAL)	29,872.00
03/02/26	8531	Carmel Pine Cone	Perimeter Fence Project 19-18 and Lab HVAC Replacement bid notices (CAPITAL)	414.00
03/02/26	8532	Christopher Foley	Certificate and exam reimbursements	779.00
03/02/26	8533	Cintas Corporation	Laundry service	1,273.62
03/02/26	8534	Clark Pest Control	Plant service	324.00
03/02/26	8535	Coastal Paving & Excavating, Inc.	Four manhole frames and lids	9,550.00
03/02/26	8536	Comcast	Admin internet	353.62
03/02/26	8537	Culligan Water Conditioning	C&I exchange service for the Plant	23.00
03/02/26	8538	Daryl Lauer	Dental	531.00
03/02/26	8539	Equitable Financial Life Insurance	Life insurance, long-term and short-term disability premiums	2,727.92
03/02/26	8540	Exceedio/Xobee	Managed services and SCADA support and five Meraki MG41 cellular gateways	22,853.96
03/02/26	8541	Fastenal Company	Operating supplies	685.66
03/02/26	8542	FedEx	Shipping charges for radio equipment	6.01
03/02/26	8543	Fisher Scientific	Lab supplies	826.49
03/02/26	8544	Gavilan/Salinas Crane & Rigging, Inc.	Crane rental to remove pumps	2,050.00
03/02/26	8545	Gen Digital Inc.	Norton LifeLock fees	259.56
03/02/26	8546	General Logistics Systems US, Inc.	Shipping charges for samples	236.31
03/02/26	8547	Got.Net	Domain parking	4.20
03/02/26	8548	Grainger	Operating supplies	3,102.37
03/02/26	8549	Hach Company	Lab supplies	100.27
03/02/26	8550	Harrington Industrial Plastics, LLC	Operating supplies	1,906.48
03/02/26	8551	Harris & Associates	Scenic Rd Pipe Bursting Project #20-08 and Santa Rita & Guadalupe Pipeline Project #23-01 (CAPITAL)	87,316.00
03/02/26	8552	ICONIX Waterworks (US) Inc.	Sewer repair parts and equipment rental	3,841.79
03/02/26	8553	Kennedy/Jenks Consultants	Potable Water & Gas Main Repl Project and Carmel Meadows Gravity Sewer Project #19-03 (CAPITAL)	86,781.79
03/02/26	8554	K.J. Woods Construction, Inc.	Scenic Rd. Pipe Rehab #20-08 (CAPITAL)	381,476.29
03/02/26	8555	Lord & Sons Inc.	Platform stairs	5,981.25
03/02/26	8556	McMaster-Carr	Operating supplies	597.15
03/02/26	8557	Mettler-Toledo	Lab supplies	247.85

Carmel Area Wastewater District
Disbursements
3/1/2026

Date	Check	Vendor	Description	Amount
03/02/26	8558	Microgenics Corporation	Lab supplies	69.54
03/02/26	8559	MNS Engineers, Inc.	Pescadero Creek Area Pipe Rehab Project #21-05 and Santa Rita & Guadalupe Pipeline Project #23-01 (CAPITAL)	7,618.80
03/02/26	8560	Monterey Bay Analytical Services	Sample analysis	1,937.00
03/02/26	8561	Monterey Bay Window Cleaning Company	Admin roof and building power washing	1,490.00
03/02/26	8562	Municipal Maintenance Equipment	CCTV labor and repair parts and Vaccon service	18,529.92
03/02/26	8563	Napa Auto Parts	Oil and filter	82.96
03/02/26	8564	Nguyen Security	Board meetings security	530.00
03/02/26	8565	Patelco Credit Union	Health Savings Account contributions	5,147.75
03/02/26	8566	Peninsula Welding & Medical Supply	Non-liquid cylinders	38.70
03/02/26	8567	Pacific Gas & Electric	Monthly service	6,642.44
03/02/26	8568	PK Safety Supply	Catalytic sensor, transmitter with j-box, remote detector and adapter/splash guard	1,687.91
03/02/26	8569	Pure Water	Monthly service	134.50
03/02/26	8570	Robert Bowman	Dental	102.15
03/02/26	8571	Shape Incorporated	Float sensors for instruments	1,387.22
03/02/26	8572	SSB Construction	Polymer Enclosure (CAPITAL)	18,744.00
03/02/26	8573	Thermo Fisher Scientific (Asheville) LLC	Advanced Protocol Security Microbiological Incubator for the lab	3,781.80
03/02/26	8574	United Rentals (North America), Inc.	Articulating boom lift rental	5,601.28
03/02/26	8575	Univar Solutions USA	Sodium bisulfate and hypochlorite	29,389.12
03/02/26	8576	USA Blue Book	Chisel nozzle	302.86
03/02/26	8577	Vision Service Plan	Vision insurance premium	711.62
03/02/26	8578	Weco Industries LLC	Sewer hose, manhole roller and guide	4,189.09
03/02/26	8579	WM Corporate Services	Admin garbage and Plant recycle	311.55
03/04/26	8580	State Water Resources Control Board	ELAP lab accreditation fees	4,615.00
03/04/26	8581	Ann Muraski	Downpayment on Spring/Summer newsletter	6,000.00
03/04/26	8582	Amazon Capital Services	Operating and office supplies	840.18
03/04/26	8583	American Legal Publishing Corporation	February edits	242.00
03/04/26	8584	AT&T CALNET 3	Admin alarm	40.70
03/04/26	8585	Daryl Lauer	Dental	327.00
03/04/26	8586	Fenton & Keller	District legal services	6,597.50
03/04/26	8587	Grainger	Operating supplies	280.96
03/04/26	8588	Monterey Bay Analytical Services	Sample analysis	2,532.00
03/04/26	8589	NAPA Auto Parts	Admin vehicle wipers	74.26
03/04/26	8590	Pacific Gas & Electric	Monthly service	12.14
03/04/26	8591	Univar Solutions USA	Sodium hypochlorite	14,957.69
03/04/26	8592	Universal Staffing	Admin temp service	312.00
03/04/26	8593	YSS Builders	Admin office painting	1,194.00
03/10/26	8594	League of Women Voters of Monterey Co.	Water 101-Whos's in Charge Seminar for directors	125.00
03/16/26	8595	A and R Plumbing	Backflow repairs at the pump stations	780.00

Carmel Area Wastewater District
Disbursements
3/1/2026

Date	Check	Vendor	Description	Amount
03/16/26	8596	Airtec Service	Gas conditioning wall louvers	3,246.00
03/16/26	8597	Alameda Electrical Distributors	Electrical supplies	2,163.07
03/16/26	8598	Allied Fluid Products Corp.	Kanaline hard coat hose with camlocks	2,244.30
03/16/26	8599	Amazon Capital Services	Operating and office supplies	439.15
03/16/26	8600	Applied Marine Sciences	CCLEAN ocean monitoring expenses	87,907.80
03/16/26	8601	AT&T Mobility	Cell service	1,084.83
03/16/26	8602	AutomationDirect, Inc.	Stego filters	119.63
03/16/26	8603	Barbara Buikema	Vision copays	40.00
03/16/26	8604	Bryan Mailey Electric, Inc.	Plant and Collections electrical service	10,257.13
03/16/26	8605	California American Water	Monthly service	1,929.67
03/16/26	8606	California Boiler	Annual inspection and service on the Gas Master Boiler and Riello Burner	6,414.29
03/16/26	8607	Cintas Corporation	Laundry service	1,181.40
03/16/26	8608	Clark Pest Control	Plant service	972.00
03/16/26	8609	Comcast	Pump station internet	537.00
03/16/26	8610	Controlling Ins. Cost in Calif. Schools	Employee assistance programs	54.54
03/16/26	8611	DKF Solutions Group, LLC	Crane truck SOP	2,840.00
03/16/26	8612	Fastenal Company	Operating supplies	962.26
03/16/26	8613	FedEx	Shipping costs	74.68
03/16/26	8614	Fenton & Keller	District legal services	9,652.50
03/16/26	8615	FGL Environmental	Sample analysis	240.00
03/16/26	8616	Firato Service Co.	Plant and admin janitorial service	1,796.00
03/16/26	8617	Fisher Scientific	Lab supplies	2,690.46
03/16/26	8618	Gen Digital Inc.	Norton LifeLock fees	259.56
03/16/26	8619	Grainger	Operating supplies	2,033.71
03/16/26	8620	Green Infrastructure Design	Meetings, Web GIS Mapping and Easement Project	3,840.00
03/16/26	8621	Harrington Industrial Plastics, LLC	Operating supplies	25.35
03/16/26	8622	ICON Cloud Solutions, LLC	Monthly telephone service	568.36
03/16/26	8623	ICONIX Waterworks (US) Inc.	Sewer repair parts	2,204.30
03/16/26	8624	JD's Underground	Carmel & 10th sewer repair (CAPITAL)	15,125.06
03/16/26	8625	Jonathan Hagio	Training class expense reimbursement	246.13
03/16/26	8626	Josh Downing	Dental	1,107.50
03/16/26	8627	K.J. Woods Construction, Inc.	Scenic Rd. Pipe Rehab #20-08 (CAPITAL)	699,593.30
03/16/26	8628	Lisa Ballan	Santa Rita & Guadalupe Pipeline Project #23-01-customer irrigation damage (CAPITAL)	2,410.00
03/16/26	8629	McMaster-Carr	Operating supplies	361.86
03/16/26	8630	Mesiti-Miller Engineering, Inc.	Plant Bridge Retrofit Project #22-04 (CAPITAL)	13,353.11
03/16/26	8631	Michael Skinkle	Dental	416.00
03/16/26	8632	Microgenics Corporation	Lab supplies	82.49
03/16/26	8633	MNS Engineers, Inc.	Scenic Rd. Pipe Rehab #20-08 (CAPITAL)	112,583.07
03/16/26	8634	Monterey Bay Analytical Services	Sample analysis	1,970.00

Carmel Area Wastewater District
Disbursements
3/1/2026

Date	Check	Vendor	Description	Amount
03/16/26	8635	Napa Auto Parts	Vehicle repair parts	678.23
03/16/26	8636	Peak Communications	Test and install fiber optic cable at dewatering	2,870.29
03/16/26	8637	Pacific Gas & Electric	Monthly service	44,730.88
03/16/26	8638	PSTS, Inc.	Pump and haul sludge from the Plant	3,218.75
03/16/26	8639	Rooter King Monterey County Inc.	Forced Sewer Main repair (CAPITAL)	10,647.00
03/16/26	8640	Scarborough Lumber & Building (ACE)	Operating supplies	167.05
03/16/26	8641	SSB Construction	Gas conditioning enclosure project (CAPITAL)	30,367.00
03/16/26	8642	Star Sanitation LLC	Collections portable toilet	97.20
03/16/26	8643	Synagro Technologies	Sludge hauling	12,767.09
03/16/26	8644	Toro Petroleum Corp.	Mobilefluid 424-5	554.86
03/16/26	8645	Town & Country Gardening	Monthly service	700.00
03/16/26	8646	USA Blue Book	Chisel with drill and pole mount kit	2,966.42
03/16/26	8647	Visual Edge IT, Inc.	Plant copier billing	110.23
03/16/26	8648	Weco Industries LLC	Nozzle warthog swivel assemblies	4,222.00
03/16/26	8649	WM Corporate Services	Plant rolloffs	1,464.13
03/16/26	8650	World Water Works, Inc.	Nikuni pump parts	2,781.09
03/16/26	8651	City of Carmel-by-the-Sea	Santa Rita & Guadalupe Pipeline Project #23-01-encroachment permit (CAPITAL)	710.00
03/27/26	8652	A and R Plumbing	Backflow testing and repair	750.00
03/27/26	8653	Acme Analytical Solutions, Inc.	Acetic acid, Phenylarsine oxide, Iodine solution and Buffer standard	637.84
03/27/26	8654	ADP, Inc.	Workforce Now Essential Time and Attendance fee	110.40
03/27/26	8655	Aegis Security & Investigations	Active Shooter training at the admin building	10,108.32
03/27/26	8656	Alameda Electrical Distributors	Operating supplies	3,106.29
03/27/26	8657	Amazon Capital Services	Office and operating supplies	1,193.38
03/27/26	8658	AT&T Mobility	SCADA text modem	71.00
03/27/26	8659	AT&T	Plant fiber router	755.98
03/27/26	8660	AutomationDirect, Inc.	Operating supplies	411.08
03/27/26	8661	Bryan Mailey Electric, Inc.	Plant and Collections electrical service	8,415.00
03/27/26	8662	Carmel Print & Copy	Employee business cards	44.91
03/27/26	8663	Certificial, Inc.	Reprint lost check #8467	120.00
03/27/26	8664	Cintas Corporation	Laundry service	1,169.51
03/27/26	8665	Clark Pest Control	Plant service	324.00
03/27/26	8666	CliftonLarsonAllen LLP	Bank reconciliation oversight	603.75
03/27/26	8667	Coastal Fabrication Company, Inc.	Fabrication of 6" SS Sch 40 Pipe Spool with 150# Flange	4,151.71
03/27/26	8668	Comcast	Admin internet	353.62
03/27/26	8669	Culligan Water Conditioning	C&I exchange service for the Plant	19.00
03/27/26	8670	Del Monte Gardeners	Easement clearings and tree removals	11,790.00
03/27/26	8671	Exceedio/Xobee	Network support and PowerEdge R550 Server to host DMZ services (CAPITAL \$11,217.56)	19,438.97
03/27/26	8672	Fenton & Keller	District legal services	8,606.00
03/27/26	8673	Fisher Scientific	Lab supplies	526.75

Carmel Area Wastewater District
Disbursements
3/1/2026

Date	Check	Vendor	Description	Amount
03/27/26	8674	Got.Net	Domain parking	4.20
03/27/26	8675	Grainger	Operating supplies	316.48
03/27/26	8676	ICONIX Waterworks (US) Inc.	Sewer couplings and reducers	664.95
03/27/26	8677	Jonathan Hagio	Dental	135.00
03/27/26	8678	Kevan Urquhart	Reimbursement for amended tax return fee due to W-2 error	250.00
03/27/26	8679	Liebert Cassidy Whitmore	District legal services	47.50
03/27/26	8680	McMaster-Carr	Operating supplies	876.49
03/27/26	8681	Mission Communications, LLC	Pump station hardware and monitoring service	5,195.80
03/27/26	8682	OVERFLOW STUB	OVERFLOW STUB	0.00
03/27/26	8683	Monterey Bay Analytical Services	Sample analysis	4,875.50
03/27/26	8684	Motion Industries, Inc.	Operating supplies	624.35
03/27/26	8685	Napa Auto Parts	Batteries	1,506.47
03/27/26	8686	Pacific Gas & Electric	Monthly co-gen service	369.43
03/27/26	8687	Public Agency Coalition Enterprise	Health insurance premium	52,757.11
03/27/26	8688	REXEL	TechConnect support renewal	1,817.20
03/27/26	8689	Specialty Maintenance Products, Inc.	VOC 1-2 Flange Spreader for Valve/Meter replacement	3,331.41
03/27/26	8690	TBC Communications & Media	Crisis communications Plan community outreach	4,500.00
03/27/26	8691	Terracon Consultants, Inc.	Reprint lost check #8513	33,033.05
03/27/26	8692	Total Industries	Electric cart service	1,015.75
03/27/26	8693	Town & Country Gardening & Landscaping	Monthly service	700.00
03/27/26	8694	United Rentals (North America), Inc.	Articulating boom lift rental	1,659.32
03/27/26	8695	Univar Solutions USA	Sodium bisulfate and hypochlorite	22,350.89
03/27/26	8696	Universal Staffing	Admin temp service	312.00
03/27/26	8697	USA Blue Book	Caps for IntelliCAL probes	516.95
				2,118,139.22

CAWD/PBCSD Reclamation Project
Disbursements
Mar-26

Date	Check	Vendor	Description	Amount
03/02/26	1991	Atlas Copco	Smartbox and filter kits	2,476.94
03/02/26	1992	Brenntag Pacific, Inc.	Ammonium hydroxide	6,526.26
03/02/26	1993	Cal-Am Water Company	Hydrant meter K	8,722.34
03/02/26	1994	Exceedio/Xobee	Managed services for SCADA	758.09
03/02/26	1995	Fastenal Company	Operating supplies	173.40
03/02/26	1996	Fisher Scientific	Lab supplies	826.47
03/02/26	1997	Hach Company	Lab supplies	100.26
03/02/26	1998	Kennedy/Jenks Consultants	Asset Analysis and Master Plan Project #22-05 (CAPITAL)	60,241.75
03/02/26	1999	McMaster-Carr	Operating supplies	82.67
03/02/26	2000	Mettler-Toledo	Lab supplies	247.85
03/02/26	2001	Microgenics Corporation	Lab supplies	69.54
03/02/26	2002	Monterey Bay Analytical Services	Sample analysis	3,704.00
03/02/26	2003	Motion Industries	Five ES20 Elements	2,575.32
03/02/26	2004	Pebble Beach Company	O&M reimbursement	5,074.44
03/02/26	2005	Shape Incorporated	Floats for instruments	1,387.22
03/02/26	2006	Thermo Fisher Scientific (Asheville) LLC	Lab supplies	3,781.80
03/02/26	2007	Toro Petroleum	Mobile SHC 626-5	842.11
03/02/26	2008	Wells Fargo Advisors	Transfer to capital reserves	21,850.00
03/04/26	2009	Pacific Gas & Electric	Tertiary billing	13,341.34
03/16/26	2010	Alameda Electrical Distributors	1,000 foot spool of CAT6	149.53
03/16/26	2011	AutomationDirect.com	Stego filters	206.62
03/16/26	2012	Bryan Mailey Electric, Inc.	PM services at tertiary and the pad	1,155.00
03/16/26	2013	Carmel Area Wastewater District	O&M reimbursement	67,087.83
03/16/26	2014	Fisher Scientific	Lab supplies	2,690.43
03/16/26	2015	Grainger	Operating supplies	390.25
03/16/26	2016	McMaster-Carr	Pressure relief valve	235.30
03/16/26	2017	Microgenics Corporation	Lab supplies	82.48
03/16/26	2018	Monterey Bay Analytical Services	Sample analysis	650.00

CAWD/PBCSD Reclamation Project
Disbursements
Mar-26

Date	Check	Vendor	Description	Amount
03/16/26	2019	Motion Industries	E10 elements	1,408.67
03/16/26	2020	Pebble Beach Community Services District	O&M and capital reimbursement	42,464.04
03/16/26	2021	R.F. MacDonald Co.	Goulds Pump P-732 rehab (CAPITAL)	66,424.20
03/16/26	2022	USA Blue Book	TU5 StablCal Vials with RFID	1,514.94
03/26/26	2023	Acme Analytical Solutions	Acetic acid, Phenylarsine oxide, Iodine solution and buffer standard	206.96
03/26/26	2024	Brenntag Pacific, Inc.	Brennfloc RE 5000	13,020.16
03/26/26	2025	Cal-Am Water Company	Hydrant meter K	8,722.34
03/26/26	2026	Carmel Area Wastewater District	O&M reimbursement	2,762.35
03/26/26	2027	Fisher Scientific	Lab supplies	526.75
03/26/26	2028	Gavilan/Salinas Crane & Rigging	Pump lift	925.00
03/26/26	2029	Industrial Electrical Company	Rebuild Reclaim Pump 933 (CAPITAL)	11,366.66
03/26/26	2030	McMaster-Carr	Operating supplies	245.24
03/26/26	2031	OVERFLOW STUB	OVERFLOW STUB	0.00
03/26/26	2032	Monterey Bay Analytical Services	Sample analysis	3,809.00
03/26/26	2033	Northstar Chemical	Citric and Sulfuric acid	7,299.85
03/26/26	2034	Pacific Gas & Electric	MF/RO billing	13,813.78
03/26/26	2035	Specialty Maintenance Products, Inc.	VOC flange spreader for valve/meter replacement	2,802.37
03/26/26	2036	USA Blue Book	Desiccant cartridge	90.49
				382,832.04



**Financial Statements
and
Supplementary Schedules**

March 2026

April 30, 2026

Carmel Area Wastewater District

Balance Sheet

March 2026

ASSETS		
Current Assets		
Cash		
Cash	57,391,921.09	
TOTAL Cash	57,391,921.09	
Other Current Assets		
Other Current Assets	354,912.43	
TOTAL Other Current Assets	354,912.43	
TOTAL Current Assets		57,746,833.52
Fixed Assets		
Land		
Land	308,059.76	
TOTAL Land	308,059.76	
Treatment Structures		
Treatment Structures	80,591,284.37	
TOTAL Treatment Structures	80,591,284.37	
Treatment Equipment		
Treatment Equipment	10,513,861.23	
TOTAL Treatment Equipment	10,513,861.23	
Collection Structures		
Collection Structures	2,309,190.64	
TOTAL Collection Structures	2,309,190.64	
Collection Equipment		
Collection Equipment	2,099,340.27	
TOTAL Collection Equipment	2,099,340.27	
Sewers		
		24,850,388.25
Disposal Facilities		
Disposal Facilities	1,643,890.85	
TOTAL Disposal Facilities	1,643,890.85	
Other Fixed Assets		
Other Fixed Assets	4,754,108.51	
TOTAL Other Fixed Assets	4,754,108.51	
Capital Improvement Projects		
Capital Improvement Projects	12,255,439.92	
TOTAL Capital Improvement Projects	12,255,439.92	
Accumulated depreciation		
		(65,451,090.02)
TOTAL Fixed Assets		73,874,473.78
Other Assets		
Other Assets		5,350,324.64
TOTAL Other Assets		5,350,324.64
TOTAL ASSETS		136,971,631.94

Carmel Area Wastewater District

Balance Sheet

March 2026

LIABILITIES

Current Liabilities		
Current Liabilities	1,847,790.31	
TOTAL Current Liabilities	<u>1,847,790.31</u>	1,847,790.31
Long-Term Liabilities		
Long Term Liabilities	1,114,609.64	
TOTAL Long-Term Liabilities	<u>1,114,609.64</u>	<u>1,114,609.64</u>
TOTAL LIABILITIES		<u>2,962,399.95</u>
	NET POSITION	
Net Assets	120,476,644.71	
Year-to-Date Earnings	13,532,587.28	
	<u>134,009,231.99</u>	
TOTAL NET POSITION		<u>134,009,231.99</u>
TOTAL LIABILITIES & NET POSITION		<u><u>136,971,631.94</u></u>

Carmel Area Wastewater District
Income Statement-Actual to Budget
Year-to-Date Performance, March 2026 - current month, Consolidated by
account

	<i>9 Months Ended March 31, 2026</i>	<i>Annual Budget</i>	<i>Unused</i>	<i>% Used</i>
Income				
Revenue	8,495,161.04	12,968,600.00	4,473,438.96	65.5 %
TOTAL Income	<u>8,495,161.04</u>	<u>12,968,600.00</u>	<u>4,473,438.96</u>	65.5 %
Adjustments				
Discounts	62.51	0.00	(62.51)	
TOTAL Adjustments	<u>62.51</u>	<u>0.00</u>	<u>(62.51)</u>	
*****	<u>8,495,223.55</u>	<u>12,968,600.00</u>	<u>4,473,376.45</u>	65.5 %
***** OPERATING INCOME	<u>8,495,223.55</u>	<u>12,968,600.00</u>	<u>4,473,376.45</u>	65.5 %
Operating Expenses				
Salaries and Payroll Taxes				
Salaries and Payroll Taxes	3,614,495.59	5,037,900.00	1,423,404.41	71.7 %
TOTAL Salaries and Payroll Taxes	<u>3,614,495.59</u>	<u>5,037,900.00</u>	<u>1,423,404.41</u>	71.7 %
Employee Benefits				
Employee Benefits	816,169.50	1,017,800.00	201,630.50	80.2 %
TOTAL Employee Benefits	<u>816,169.50</u>	<u>1,017,800.00</u>	<u>201,630.50</u>	80.2 %
Director's Expenses				
Director's Expenses	24,133.25	49,400.00	25,266.75	48.9 %
TOTAL Director's Expenses	<u>24,133.25</u>	<u>49,400.00</u>	<u>25,266.75</u>	48.9 %
Truck and Auto Expenses				
Truck and Auto Expenses	57,715.39	77,750.00	20,034.61	74.2 %
TOTAL Truck and Auto Expenses	<u>57,715.39</u>	<u>77,750.00</u>	<u>20,034.61</u>	74.2 %
General and Administrative				
General and Administrative	519,500.49	996,500.00	476,999.51	52.1 %
TOTAL General and Administrative	<u>519,500.49</u>	<u>996,500.00</u>	<u>476,999.51</u>	52.1 %
Office Expense				
Office Expense	79,952.18	119,010.00	39,057.82	67.2 %
TOTAL Office Expense	<u>79,952.18</u>	<u>119,010.00</u>	<u>39,057.82</u>	67.2 %
Operating Supplies				
Operating Supplies	482,807.86	628,550.00	145,742.14	76.8 %
TOTAL Operating Supplies	<u>482,807.86</u>	<u>628,550.00</u>	<u>145,742.14</u>	76.8 %
Contract Services				
Contract Services	956,974.18	1,216,200.00	259,225.82	78.7 %
TOTAL Contract Services	<u>956,974.18</u>	<u>1,216,200.00</u>	<u>259,225.82</u>	78.7 %

Carmel Area Wastewater District
Income Statement-Actual to Budget
Year-to-Date Performance, March 2026 - current month, Consolidated by account

	<i>9 Months Ended March 31, 2026</i>	<i>Annual Budget</i>	<i>Unused</i>	<i>% Used</i>
Repairs and Maintenance				
<i>Repairs and Maintenance</i>	586,345.57	647,600.00	61,254.43	90.5 %
TOTAL Repairs and Maintenance	586,345.57	647,600.00	61,254.43	90.5 %
Utilities				
<i>Utilities</i>	347,930.76	514,000.00	166,069.24	67.7 %
TOTAL Utilities	347,930.76	514,000.00	166,069.24	67.7 %
Travel and Meetings				
<i>Travel and Meetings</i>	50,028.41	79,000.00	28,971.59	63.3 %
TOTAL Travel and Meetings	50,028.41	79,000.00	28,971.59	63.3 %
Permits and Fees				
<i>Permits and Fees</i>	78,561.06	71,400.00	(7,161.06)	110.0 %
TOTAL Permits and Fees	78,561.06	71,400.00	(7,161.06)	110.0 %
Memberships and Subscriptions				
<i>Memberships and Subscriptions</i>	61,626.41	47,600.00	(14,026.41)	129.5 %
TOTAL Memberships and Subscriptions	61,626.41	47,600.00	(14,026.41)	129.5 %
Safety				
<i>Safety</i>	71,031.23	70,400.00	(631.23)	100.9 %
TOTAL Safety	71,031.23	70,400.00	(631.23)	100.9 %
Other Expenses				
<i>Other Expense</i>	36,753.95	183,700.00	146,946.05	20.0 %
TOTAL Other Expenses	36,753.95	183,700.00	146,946.05	20.0 %
Depreciation and Amortization				
<i>Depreciation and Amortization</i>	0.00	2,969,700.00	2,969,700.00	
TOTAL Depreciation and Amortization	0.00	2,969,700.00	2,969,700.00	
TOTAL Operating Expenses	7,784,025.83	13,726,510.00	5,942,484.17	56.7 %
***** OPERATING INCOME (LOSS)	711,197.72	(757,910.00)	(1,469,107.72)	-93.8 %
Non-op Income, Expense, Gain or Loss				
Other Income or Gain				
<i>Other Income, Gain, Expense and Loss</i>	12,821,389.56	4,170,600.00	(8,650,789.56)	307.4 %
TOTAL Other Income or Gain	12,821,389.56	4,170,600.00	(8,650,789.56)	307.4 %
TOTAL Non-op Income, Expense, Gain or Loss	12,821,389.56	4,170,600.00	(8,650,789.56)	307.4 %
***** NET INCOME (LOSS)	13,532,587.28	3,412,690.00	(10,119,897.28)	396.5 %

Carmel Area Wastewater District
Op. Exps. Actual to Budget-Collections
*Year-to-Date Performance, March 2026 - current month, Consolidated by
account, Department 5*

	<i>9 Months Ended March 31, 2026</i>	<i>Annual Budget</i>	<i>Unused</i>	<i>% Used</i>
*****	0.00	0.00	0.00	
***** OPERATING INCOME	0.00	0.00	0.00	
Operating Expenses				
Salaries and Payroll Taxes				
<i>Salaries and Payroll Taxes</i>	900,246.19	1,173,400.00	273,153.81	76.7 %
TOTAL Salaries and Payroll Taxes	900,246.19	1,173,400.00	273,153.81	76.7 %
Employee Benefits				
<i>Employee Benefits</i>	217,852.67	295,600.00	77,747.33	73.7 %
TOTAL Employee Benefits	217,852.67	295,600.00	77,747.33	73.7 %
Truck and Auto Expenses				
<i>Truck and Auto Expenses</i>	48,605.15	72,000.00	23,394.85	67.5 %
TOTAL Truck and Auto Expenses	48,605.15	72,000.00	23,394.85	67.5 %
General and Administrative				
<i>General and Administrative</i>	75,635.46	202,800.00	127,164.54	37.3 %
TOTAL General and Administrative	75,635.46	202,800.00	127,164.54	37.3 %
Office Expense				
<i>Office Expense</i>	9,860.82	16,400.00	6,539.18	60.1 %
TOTAL Office Expense	9,860.82	16,400.00	6,539.18	60.1 %
Operating Supplies				
<i>Operating Supplies</i>	56,204.08	72,700.00	16,495.92	77.3 %
TOTAL Operating Supplies	56,204.08	72,700.00	16,495.92	77.3 %
Contract Services				
<i>Contract Services</i>	241,996.49	307,300.00	65,303.51	78.7 %
TOTAL Contract Services	241,996.49	307,300.00	65,303.51	78.7 %
Repairs and Maintenance				
<i>Repairs and Maintenance</i>	260,183.39	237,100.00	(23,083.39)	109.7 %
TOTAL Repairs and Maintenance	260,183.39	237,100.00	(23,083.39)	109.7 %
Utilities				
<i>Utilities</i>	60,521.44	60,200.00	(321.44)	100.5 %
TOTAL Utilities	60,521.44	60,200.00	(321.44)	100.5 %
Travel and Meetings				
<i>Travel and Meetings</i>	14,754.72	26,600.00	11,845.28	55.5 %

Carmel Area Wastewater District
Op. Exps. Actual to Budget-Collections
*Year-to-Date Performance, March 2026 - current month, Consolidated by
account, Department 5*

	<i>9 Months Ended March 31, 2026</i>	<i>Annual Budget</i>	<i>Unused</i>	<i>% Used</i>
TOTAL Travel and Meetings	14,754.72	26,600.00	11,845.28	55.5 %
Permits and Fees				
Permits and Fees	13,519.61	11,500.00	(2,019.61)	117.6 %
TOTAL Permits and Fees	13,519.61	11,500.00	(2,019.61)	117.6 %
Memberships and Subscriptions				
Memberships and Subscriptions	2,099.00	5,500.00	3,401.00	38.2 %
TOTAL Memberships and Subscriptions	2,099.00	5,500.00	3,401.00	38.2 %
Safety				
Safety	25,815.27	29,400.00	3,584.73	87.8 %
TOTAL Safety	25,815.27	29,400.00	3,584.73	87.8 %
Other Expenses				
Other Expense	7,764.63	500.00	(7,264.63)	1552.9 %
TOTAL Other Expenses	7,764.63	500.00	(7,264.63)	1552.9 %
Depreciation and Amortization				
Depreciation and Amortization	0.00	465,600.00	465,600.00	
TOTAL Depreciation and Amortization	0.00	465,600.00	465,600.00	
TOTAL Operating Expenses	1,935,058.92	2,976,600.00	1,041,541.08	65.0 %
***** OPERATING INCOME (LOSS)	(1,935,058.92)	(2,976,600.00)	(1,041,541.08)	65.0 %
***** NET INCOME (LOSS)	(1,935,058.92)	(2,976,600.00)	(1,041,541.08)	65.0 %
***** NET INCOME (LOSS)	(1,935,058.92)	(2,976,600.00)	(1,041,541.08)	65.0 %

Carmel Area Wastewater District
Op. Exps. Actual to Budget-Treatment
*Year-to-Date Performance, March 2026 - current month, Consolidated by
account, Department 6*

	<i>9 Months Ended March 31, 2026</i>	<i>Annual Budget</i>	<i>Unused</i>	<i>% Used</i>
*****	0.00	0.00	0.00	
***** OPERATING INCOME	0.00	0.00	0.00	
Operating Expenses				
Salaries and Payroll Taxes				
<i>Salaries and Payroll Taxes</i>	1,391,443.17	2,095,800.00	704,356.83	66.4 %
TOTAL Salaries and Payroll Taxes	1,391,443.17	2,095,800.00	704,356.83	66.4 %
Employee Benefits				
<i>Employee Benefits</i>	408,623.65	468,700.00	60,076.35	87.2 %
TOTAL Employee Benefits	408,623.65	468,700.00	60,076.35	87.2 %
Truck and Auto Expenses				
<i>Truck and Auto Expenses</i>	7,013.53	3,800.00	(3,213.53)	184.6 %
TOTAL Truck and Auto Expenses	7,013.53	3,800.00	(3,213.53)	184.6 %
General and Administrative				
<i>General and Administrative</i>	240,970.33	349,160.00	108,189.67	69.0 %
TOTAL General and Administrative	240,970.33	349,160.00	108,189.67	69.0 %
Office Expense				
<i>Office Expense</i>	29,057.07	27,600.00	(1,457.07)	105.3 %
TOTAL Office Expense	29,057.07	27,600.00	(1,457.07)	105.3 %
Operating Supplies				
<i>Operating Supplies</i>	380,373.76	512,000.00	131,626.24	74.3 %
TOTAL Operating Supplies	380,373.76	512,000.00	131,626.24	74.3 %
Contract Services				
<i>Contract Services</i>	497,080.11	562,400.00	65,319.89	88.4 %
TOTAL Contract Services	497,080.11	562,400.00	65,319.89	88.4 %
Repairs and Maintenance				
<i>Repairs and Maintenance</i>	258,090.29	272,000.00	13,909.71	94.9 %
TOTAL Repairs and Maintenance	258,090.29	272,000.00	13,909.71	94.9 %
Utilities				
<i>Utilities</i>	265,198.52	418,900.00	153,701.48	63.3 %
TOTAL Utilities	265,198.52	418,900.00	153,701.48	63.3 %
Travel and Meetings				
<i>Travel and Meetings</i>	21,947.72	33,700.00	11,752.28	65.1 %

Carmel Area Wastewater District
Op. Exps. Actual to Budget-Treatment
*Year-to-Date Performance, March 2026 - current month, Consolidated by
account, Department 6*

	<i>9 Months Ended March 31, 2026</i>	<i>Annual Budget</i>	<i>Unused</i>	<i>% Used</i>
TOTAL Travel and Meetings	21,947.72	33,700.00	11,752.28	65.1 %
Permits and Fees				
<i>Permits and Fees</i>	60,414.50	33,700.00	(26,714.50)	179.3 %
TOTAL Permits and Fees	60,414.50	33,700.00	(26,714.50)	179.3 %
Memberships and Subscriptions				
<i>Memberships and Subscriptions</i>	5,597.94	12,000.00	6,402.06	46.6 %
TOTAL Memberships and Subscriptions	5,597.94	12,000.00	6,402.06	46.6 %
Safety				
<i>Safety</i>	31,378.38	36,600.00	5,221.62	85.7 %
TOTAL Safety	31,378.38	36,600.00	5,221.62	85.7 %
Other Expenses				
<i>Other Expense</i>	8,289.99	80,000.00	71,710.01	10.4 %
TOTAL Other Expenses	8,289.99	80,000.00	71,710.01	10.4 %
Depreciation and Amortization				
<i>Depreciation and Amortization</i>	0.00	1,970,100.00	1,970,100.00	
TOTAL Depreciation and Amortization	0.00	1,970,100.00	1,970,100.00	
TOTAL Operating Expenses	3,605,478.96	6,876,460.00	3,270,981.04	52.4 %
***** OPERATING INCOME (LOSS)	(3,605,478.96)	(6,876,460.00)	(3,270,981.04)	52.4 %
***** NET INCOME (LOSS)	(3,605,478.96)	(6,876,460.00)	(3,270,981.04)	52.4 %
***** NET INCOME (LOSS)	(3,605,478.96)	(6,876,460.00)	(3,270,981.04)	52.4 %

Carmel Area Wastewater District
Op. Exps Actual to Budget-Administration
*Year-to-Date Performance, March 2026 - current month, Consolidated by
account, Department 7*

	<i>9 Months Ended March 31, 2026</i>	<i>Annual Budget</i>	<i>Unused</i>	<i>% Used</i>
*****	0.00	0.00	0.00	
***** OPERATING INCOME	0.00	0.00	0.00	
Operating Expenses				
Salaries and Payroll Taxes				
Salaries and Payroll Taxes	479,821.67	563,500.00	83,678.33	85.2 %
TOTAL Salaries and Payroll Taxes	479,821.67	563,500.00	83,678.33	85.2 %
Employee Benefits				
Employee Benefits	81,212.27	99,100.00	17,887.73	81.9 %
TOTAL Employee Benefits	81,212.27	99,100.00	17,887.73	81.9 %
Director's Expenses				
Director's Expenses	23,333.25	48,000.00	24,666.75	48.6 %
TOTAL Director's Expenses	23,333.25	48,000.00	24,666.75	48.6 %
Truck and Auto Expenses				
Truck and Auto Expenses	2,096.71	1,700.00	(396.71)	123.3 %
TOTAL Truck and Auto Expenses	2,096.71	1,700.00	(396.71)	123.3 %
General and Administrative				
General and Administrative	175,686.20	442,940.00	267,253.80	39.7 %
TOTAL General and Administrative	175,686.20	442,940.00	267,253.80	39.7 %
Office Expense				
Office Expense	38,676.47	72,760.00	34,083.53	53.2 %
TOTAL Office Expense	38,676.47	72,760.00	34,083.53	53.2 %
Operating Supplies				
Operating Supplies	432.54	2,500.00	2,067.46	17.3 %
TOTAL Operating Supplies	432.54	2,500.00	2,067.46	17.3 %
Contract Services				
Contract Services	87,024.72	204,300.00	117,275.28	42.6 %
TOTAL Contract Services	87,024.72	204,300.00	117,275.28	42.6 %
Repairs and Maintenance				
Repairs and Maintenance	33,379.18	70,000.00	36,620.82	47.7 %
TOTAL Repairs and Maintenance	33,379.18	70,000.00	36,620.82	47.7 %
Utilities				
Utilities	21,266.76	27,900.00	6,633.24	76.2 %

Carmel Area Wastewater District
Op. Exps Actual to Budget-Administration
*Year-to-Date Performance, March 2026 - current month, Consolidated by
account, Department 7*

	<i>9 Months Ended March 31, 2026</i>	<i>Annual Budget</i>	<i>Unused</i>	<i>% Used</i>
TOTAL Utilities	21,266.76	27,900.00	6,633.24	76.2 %
Travel and Meetings				
Travel and Meetings	7,906.80	10,400.00	2,493.20	76.0 %
TOTAL Travel and Meetings	7,906.80	10,400.00	2,493.20	76.0 %
Permits and Fees				
Permits and Fees	0.00	26,200.00	26,200.00	
TOTAL Permits and Fees	0.00	26,200.00	26,200.00	
Memberships and Subscriptions				
Memberships and Subscriptions	49,571.34	27,700.00	(21,871.34)	179.0 %
TOTAL Memberships and Subscriptions	49,571.34	27,700.00	(21,871.34)	179.0 %
Safety				
Safety	10,108.32	1,400.00	(8,708.32)	722.0 %
TOTAL Safety	10,108.32	1,400.00	(8,708.32)	722.0 %
Other Expenses				
Other Expense	19,840.01	100,700.00	80,859.99	19.7 %
TOTAL Other Expenses	19,840.01	100,700.00	80,859.99	19.7 %
Depreciation and Amortization				
Depreciation and Amortization	0.00	34,000.00	34,000.00	
TOTAL Depreciation and Amortization	0.00	34,000.00	34,000.00	
TOTAL Operating Expenses	1,030,356.24	1,733,100.00	702,743.76	59.5 %
***** OPERATING INCOME (LOSS)	(1,030,356.24)	(1,733,100.00)	(702,743.76)	59.5 %
***** NET INCOME (LOSS)	(1,030,356.24)	(1,733,100.00)	(702,743.76)	59.5 %
***** NET INCOME (LOSS)	(1,030,356.24)	(1,733,100.00)	(702,743.76)	59.5 %

Carmel Area Wastewater District
Op. Exps. Actual to Budget-Laboratory
*Year-to-Date Performance, March 2026 - current month, Consolidated by
account, Department 11*

	<i>9 Months Ended March 31, 2026</i>	<i>Annual Budget</i>	<i>Unused</i>	<i>% Used</i>
*****	0.00	0.00	0.00	
***** OPERATING INCOME	0.00	0.00	0.00	
Operating Expenses				
Salaries and Payroll Taxes				
<i>Salaries and Payroll Taxes</i>	361,133.29	557,600.00	196,466.71	64.8 %
TOTAL Salaries and Payroll Taxes	361,133.29	557,600.00	196,466.71	64.8 %
Employee Benefits				
<i>Employee Benefits</i>	108,480.91	154,400.00	45,919.09	70.3 %
TOTAL Employee Benefits	108,480.91	154,400.00	45,919.09	70.3 %
Truck and Auto Expenses				
<i>Truck and Auto Expenses</i>	0.00	250.00	250.00	
TOTAL Truck and Auto Expenses	0.00	250.00	250.00	
General and Administrative				
<i>General and Administrative</i>	27,208.50	1,600.00	(25,608.50)	1700.5 %
TOTAL General and Administrative	27,208.50	1,600.00	(25,608.50)	1700.5 %
Office Expense				
<i>Office Expense</i>	2,357.82	2,250.00	(107.82)	104.8 %
TOTAL Office Expense	2,357.82	2,250.00	(107.82)	104.8 %
Operating Supplies				
<i>Operating Supplies</i>	36,300.04	40,000.00	3,699.96	90.8 %
TOTAL Operating Supplies	36,300.04	40,000.00	3,699.96	90.8 %
Contract Services				
<i>Contract Services</i>	129,567.48	141,000.00	11,432.52	91.9 %
TOTAL Contract Services	129,567.48	141,000.00	11,432.52	91.9 %
Repairs and Maintenance				
<i>Repairs and Maintenance</i>	32,950.24	60,000.00	27,049.76	54.9 %
TOTAL Repairs and Maintenance	32,950.24	60,000.00	27,049.76	54.9 %
Utilities				
<i>Utilities</i>	944.04	7,000.00	6,055.96	13.5 %
TOTAL Utilities	944.04	7,000.00	6,055.96	13.5 %
Travel and Meetings				
<i>Travel and Meetings</i>	5,419.17	8,300.00	2,880.83	65.3 %

Carmel Area Wastewater District
Op. Exps. Actual to Budget-Laboratory
*Year-to-Date Performance, March 2026 - current month, Consolidated by
account, Department 11*

	<i>9 Months Ended March 31, 2026</i>	<i>Annual Budget</i>	<i>Unused</i>	<i>% Used</i>
TOTAL Travel and Meetings	5,419.17	8,300.00	2,880.83	65.3 %
Permits and Fees				
<i>Permits and Fees</i>	4,626.95	0.00	(4,626.95)	
TOTAL Permits and Fees	4,626.95	0.00	(4,626.95)	
Memberships and Subscriptions				
<i>Memberships and Subscriptions</i>	2,858.13	2,400.00	(458.13)	119.1 %
TOTAL Memberships and Subscriptions	2,858.13	2,400.00	(458.13)	119.1 %
Safety				
<i>Safety</i>	3,524.69	2,500.00	(1,024.69)	141.0 %
TOTAL Safety	3,524.69	2,500.00	(1,024.69)	141.0 %
Other Expenses				
<i>Other Expense</i>	859.32	2,500.00	1,640.68	34.4 %
TOTAL Other Expenses	859.32	2,500.00	1,640.68	34.4 %
Depreciation and Amortization				
<i>Depreciation and Amortization</i>	0.00	500,000.00	500,000.00	
TOTAL Depreciation and Amortization	0.00	500,000.00	500,000.00	
TOTAL Operating Expenses	716,230.58	1,479,800.00	763,569.42	48.4 %
***** OPERATING INCOME (LOSS)	(716,230.58)	(1,479,800.00)	(763,569.42)	48.4 %
***** NET INCOME (LOSS)	(716,230.58)	(1,479,800.00)	(763,569.42)	48.4 %
***** NET INCOME (LOSS)	(716,230.58)	(1,479,800.00)	(763,569.42)	48.4 %

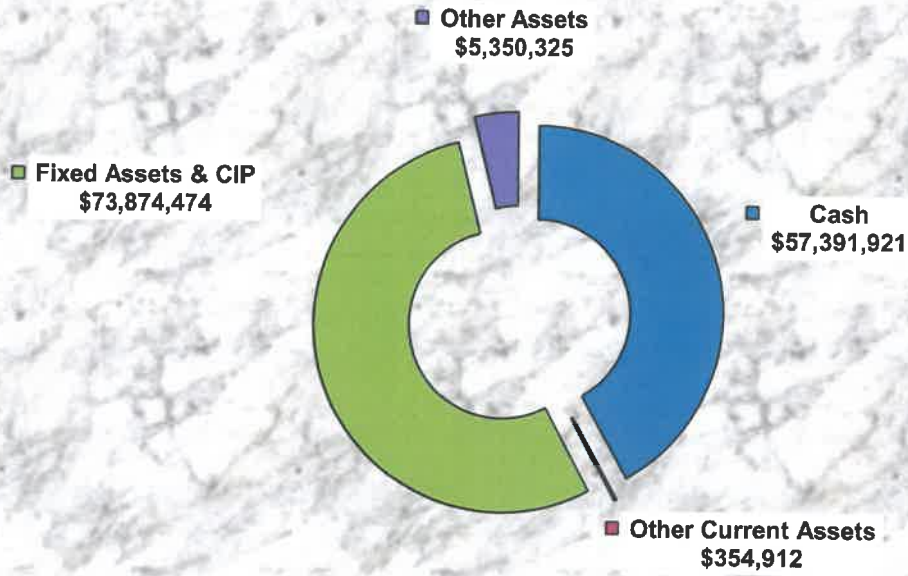
Carmel Area Wastewater District
Op. Exps. Actual to Budget-Reclamation
*Year-to-Date Performance, March 2026 - current month, Consolidated by
account, Department 8*

	<i>9 Months Ended March 31, 2026</i>	<i>Annual Budget</i>	<i>Unused</i>	<i>% Used</i>
*****	0.00	0.00	0.00	
***** OPERATING INCOME	0.00	0.00	0.00	
Operating Expenses				
Salaries and Payroll Taxes				
Salaries and Payroll Taxes	481,851.27	647,100.00	165,248.73	74.5 %
TOTAL Salaries and Payroll Taxes	481,851.27	647,100.00	165,248.73	74.5 %
Director's Expenses				
Director's Expenses	800.00	1,400.00	600.00	57.1 %
TOTAL Director's Expenses	800.00	1,400.00	600.00	57.1 %
Operating Supplies				
Operating Supplies	9,497.44	1,200.00	(8,297.44)	791.5 %
TOTAL Operating Supplies	9,497.44	1,200.00	(8,297.44)	791.5 %
Contract Services				
Contract Services	1,305.38	1,200.00	(105.38)	108.8 %
TOTAL Contract Services	1,305.38	1,200.00	(105.38)	108.8 %
Repairs and Maintenance				
Repairs and Maintenance	1,742.47	5,000.00	3,257.53	34.8 %
TOTAL Repairs and Maintenance	1,742.47	5,000.00	3,257.53	34.8 %
Memberships and Subscriptions				
Memberships and Subscriptions	1,500.00	0.00	(1,500.00)	
TOTAL Memberships and Subscriptions	1,500.00	0.00	(1,500.00)	
Safety				
Safety	204.57	500.00	295.43	40.9 %
TOTAL Safety	204.57	500.00	295.43	40.9 %
TOTAL Operating Expenses	496,901.13	656,400.00	159,498.87	75.7 %
***** OPERATING INCOME (LOSS)	(496,901.13)	(656,400.00)	(159,498.87)	75.7 %
***** NET INCOME (LOSS)	(496,901.13)	(656,400.00)	(159,498.87)	75.7 %

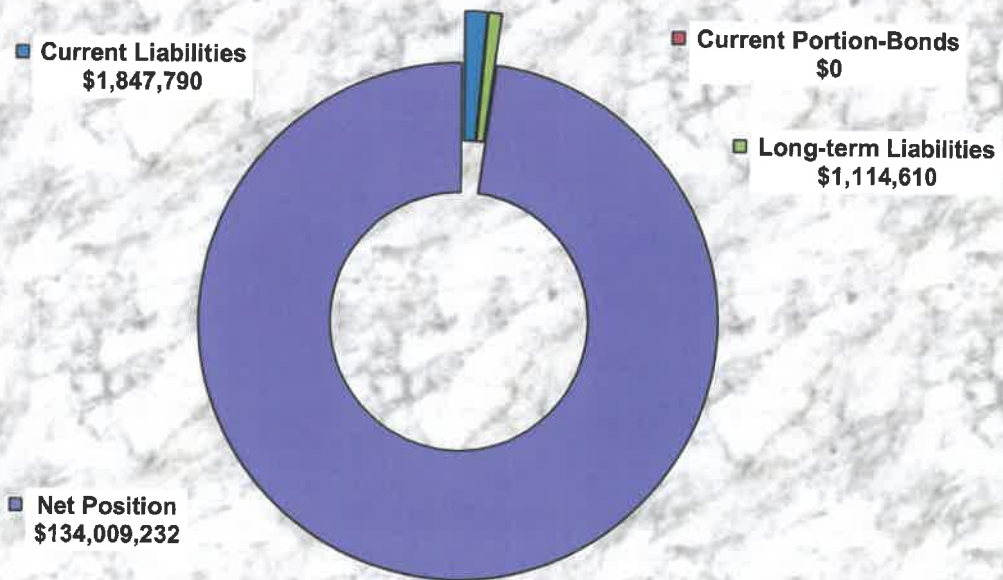
Carmel Area Wastewater District
I/S Actual to Budget-Brine Disposal
Year-to-Date Performance, March 2026 - current month, Consolidated by
account, Department 10

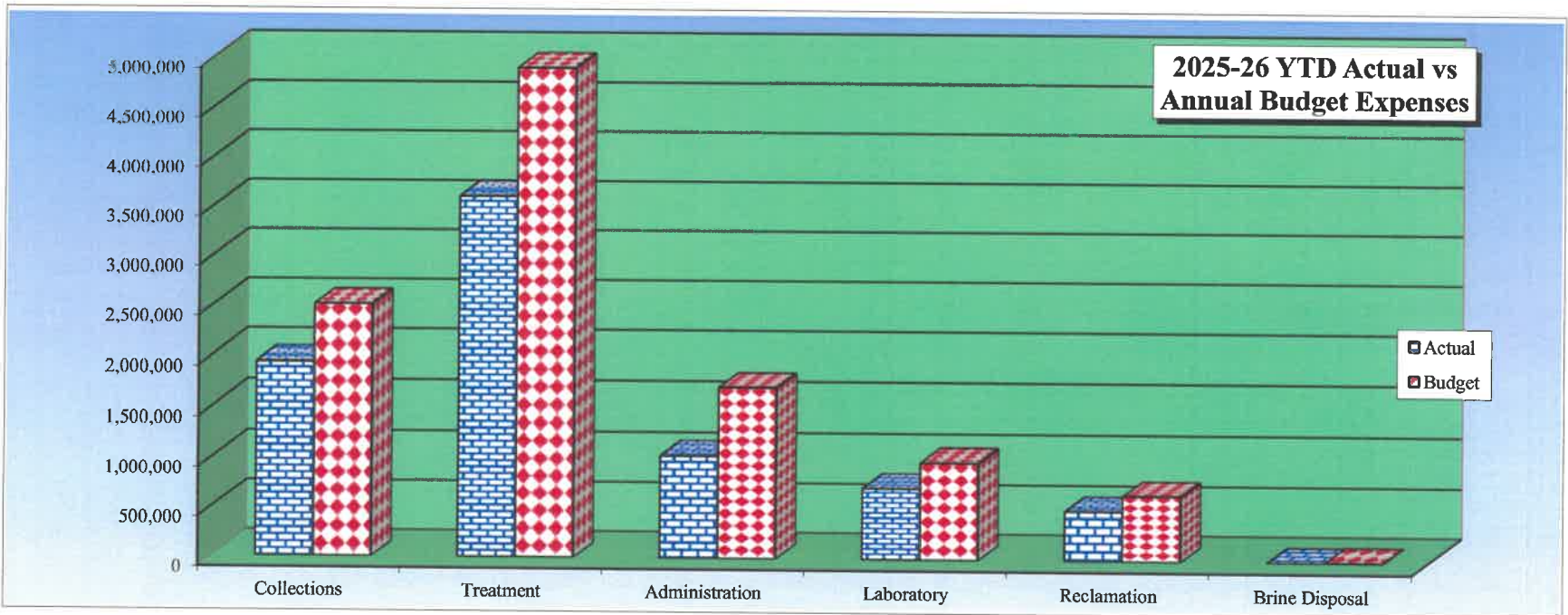
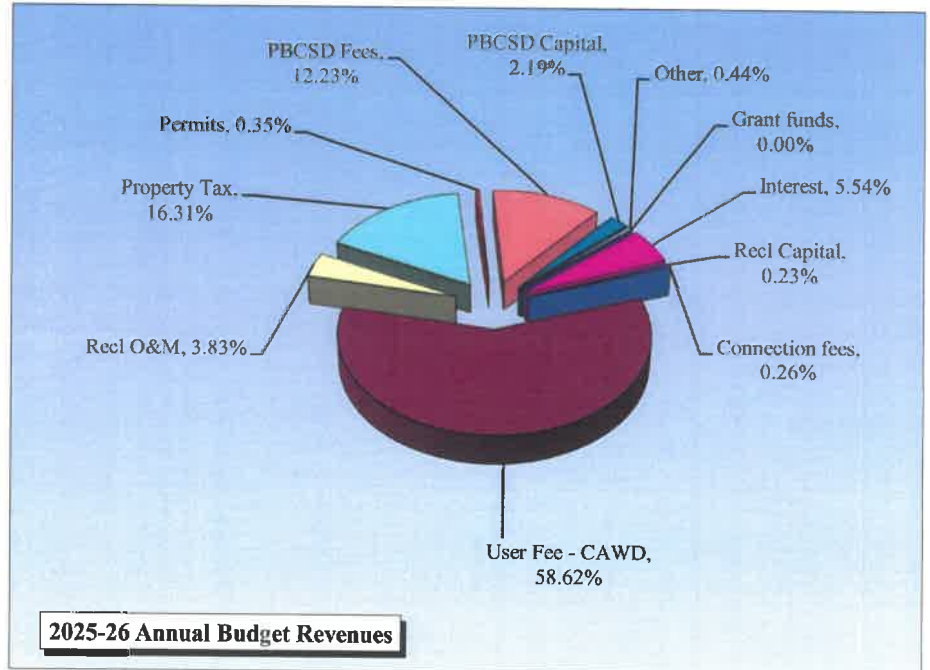
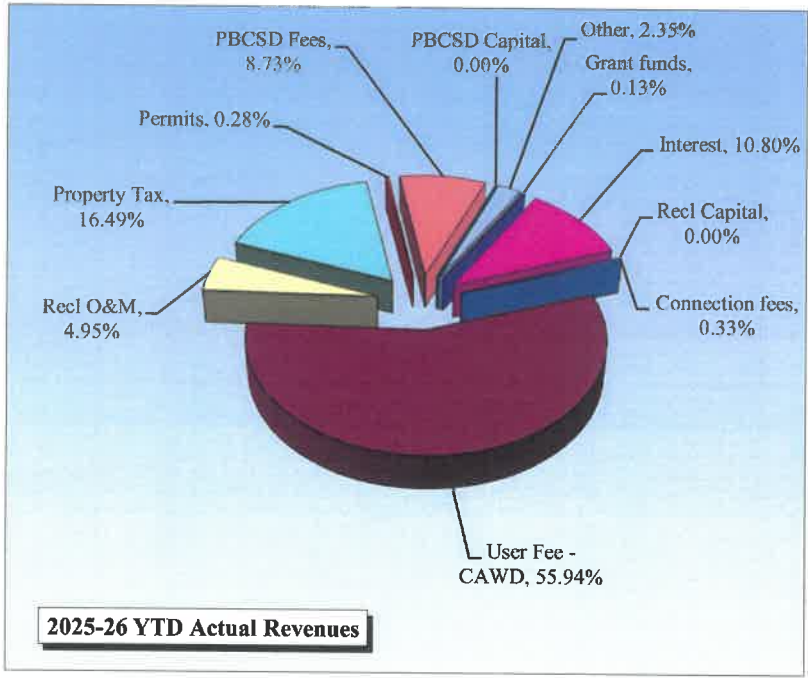
	<i>9 Months Ended March 31, 2026</i>	<i>Annual Budget</i>	<i>Unused</i>	<i>% Used</i>
Income				
Revenue	169,927.40	65,000.00	(104,927.40)	261.4 %
TOTAL Income	<u>169,927.40</u>	<u>65,000.00</u>	<u>(104,927.40)</u>	261.4 %
*****	<u>169,927.40</u>	<u>65,000.00</u>	<u>(104,927.40)</u>	261.4 %
***** OPERATING INCOME	<u>169,927.40</u>	<u>65,000.00</u>	<u>(104,927.40)</u>	261.4 %
Operating Expenses				
Salaries and Payroll Taxes				
Salaries and Payroll Taxes	0.00	500.00	500.00	
TOTAL Salaries and Payroll Taxes	<u>0.00</u>	<u>500.00</u>	<u>500.00</u>	
Operating Supplies				
Operating Supplies	0.00	150.00	150.00	
TOTAL Operating Supplies	<u>0.00</u>	<u>150.00</u>	<u>150.00</u>	
Repairs and Maintenance				
Repairs and Maintenance	0.00	3,500.00	3,500.00	
TOTAL Repairs and Maintenance	<u>0.00</u>	<u>3,500.00</u>	<u>3,500.00</u>	
TOTAL Operating Expenses	<u>0.00</u>	<u>4,150.00</u>	<u>4,150.00</u>	
***** OPERATING INCOME (LOSS)	<u>169,927.40</u>	<u>60,850.00</u>	<u>(109,077.40)</u>	279.3 %
***** NET INCOME (LOSS)	<u>169,927.40</u>	<u>60,850.00</u>	<u>(109,077.40)</u>	279.3 %
***** NET INCOME (LOSS)	<u>169,927.40</u>	<u>60,850.00</u>	<u>(109,077.40)</u>	279.3 %

Assets - March 31, 2026

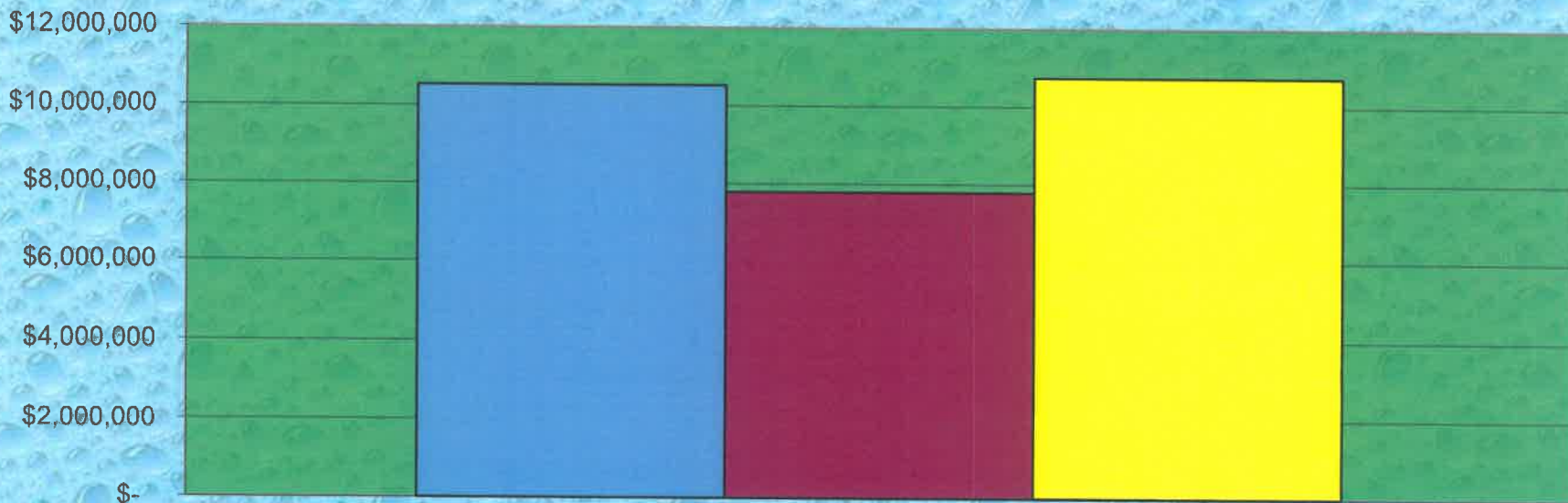


Liabilities - March 31, 2026





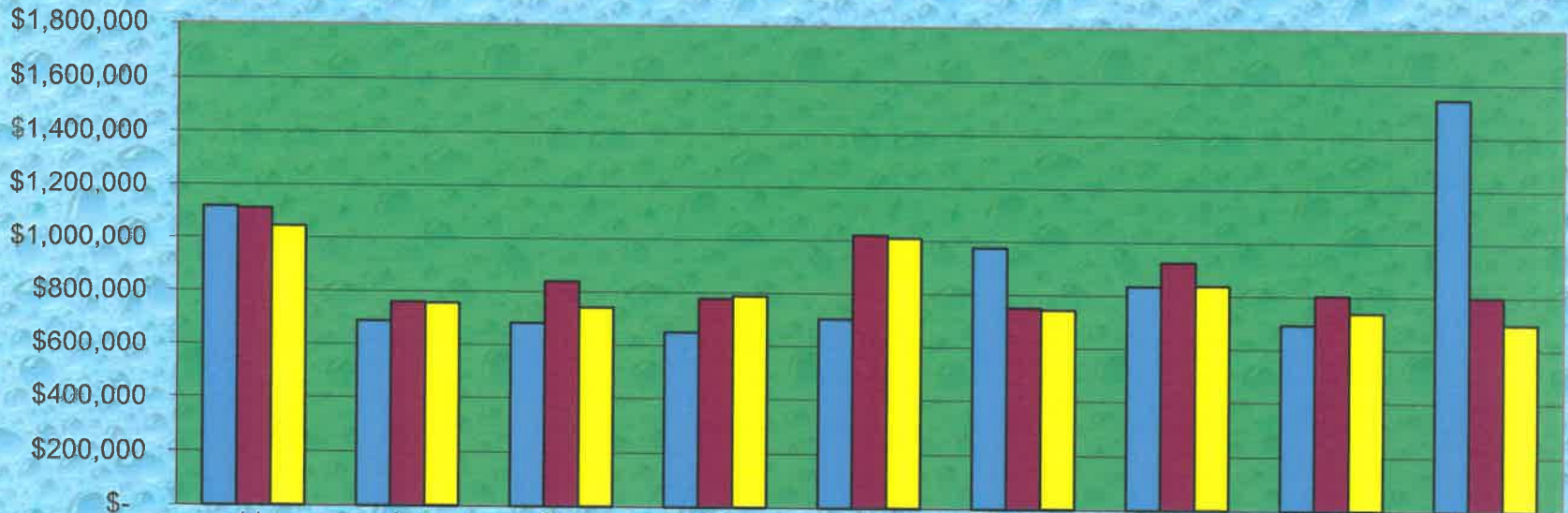
Operating Expenses-Annual



- Annual 24-25
- YTD 25-26
- Annual Budget

\$10,530,001
\$7,784,026
\$10,756,510

Operating Expenses-Monthly



	July	Aug	Sept	Oct	Nov	Dec	Jan	Feb	Mar
FY 24-25	\$1,118,593	\$687,694	\$682,565	\$650,722	\$703,775	\$974,918	\$833,901	\$692,953	\$1,542,734
FY 25-26	\$1,112,396	\$759,704	\$838,626	\$777,019	\$1,019,624	\$750,035	\$924,631	\$803,144	\$798,847
CY Budget	\$1,044,415	\$756,445	\$741,925	\$787,595	\$1,010,305	\$744,095	\$837,810	\$787,560	\$697,730

**Carmel Area Wastewater District
Capital Expenditures
2025-26**

	BEG BAL	MAR	CURRENT YTD	CUMULATIVE TOTAL	ANNUAL BUDGET	BUDGET SPENT
<u>CAPITAL PURCHASES</u>						
<u>Admin</u>						
		0	0	0	0	NA
		0	0	0	0	NA
<u>Collections</u>						
Valley Greens Pump Station-contributed capital-CVM		0	1,000,000	1,000,000	0	NA
Sewer Line Locater-unbudgeted		0	10,924	10,924	0	NA
Carmel Valley Manor Sewer Lines-contributed capital		0	8,504,779	8,504,779	0	NA
30% PowerEdge R750 Server-unbudgeted		0	4,782	4,782	0	NA
Sewer Line - Acacia Way		0	14,853	14,853	200,000	7.43%
Pipehunter Skit with 220 Gallon High Density Tank		0	45,144	45,144	120,000	37.62%
Portable Trailer Mount Chopper Pump		0	90,757	90,757	110,000	82.51%
Bid Notice-Highlands Force Main Flushing-unbudgeted		0	6,568	6,568	0	NA
Portable Diesel Generator		70,475	70,475	70,475	98,000	71.91%
Sewer Line - Carmel & 10th		15,125	15,125	15,125	200,000	7.56%
Sewer Line - Forced Main emergency repair		10,647	10,647	10,647	200,000	5.32%
Sewer Line - Vizcaino & Flanders		14,852	14,852	14,852	200,000	7.43%
Sewer Line - Highlands Forced Main		34,855	34,855	34,855	200,000	17.43%
<u>Treatment</u>						
Fairbanks Morse Vertical Angleflow Non-Clog Pump		0	86,994	86,994	95,000	91.57%
Headworks Sludge Line-unbudgeted		0	17,841	17,841	0	NA
30% downpayment Gas Conditioning Compressor		0	14,040	14,040	40,000	35.10%
Isotemp 400 Refrigerated Incubator-unbudgeted		0	10,401	10,401	0	NA
70% PowerEdge R750 Server-unbudgeted		0	11,159	11,159	0	NA
Pipe Rehab-Digester/Boiler Building-unbudgeted		0	15,583	15,583	0	NA
Influent building gravel roof		0	27,217	27,217	30,000	90.72%
Lab building gravel roof		0	30,076	30,076	30,000	100.25%
Bareshaft Pump-unbudgeted		0	71,210	71,210	0	NA
Storage Building Design-unbudgeted		0	4,000	4,000	0	NA
Lab HVAC System		207	414	414	50,000	0.83%
Gas Conditioner Enclosure-unbudgeted		0	30,367	30,367	0	NA
Turblex Blower Rehab-unbudgeted		0	29,872	29,872	0	NA
Polymer Enclosure-unbudgeted		0	18,744	18,744	0	NA
Cushman Lithium Cart-unbudgeted		14,134	14,134	14,134	0	NA

**Carmel Area Wastewater District
Capital Expenditures
2025-26**

	BEG BAL	MAR	CURRENT YTD	CUMULATIVE TOTAL	ANNUAL BUDGET	BUDGET SPENT
RECL share	0	0	0	0	0	NA
PBCSD share (1/3 of cost)	0	(4,780)	(127,351)	(127,351)	(81,667)	155.94%
Total Capital Purchases 25-26		155,515	10,078,463	10,078,463	1,491,333	NA
<u>CIP PROJECTS</u>						
<u>Administration</u>						
<u>Collections</u>						
Construction of new Gravity Sewer Line-Carmel Meadows	982,100	10,616	227,621	1,209,721	300,000	75.87%
Scenic Rd Pipe Burst-Ocn/Bay	758,397	1,009,763	4,196,456	4,954,853	4,575,000	91.73%
Bay/Scenic Pump Station Rehab	164,065	0	31,957	196,021	150,000	21.30%
Pescadero Creek Area Pipe Rehab	422,779	87,221	214,966	637,745	200,000	107.48%
Vactor Receiving Station	340,356	24,691	24,691	365,047	0	#DIV/0!
Santa Rita & Guadalupe Pipeline	301,669	0	3,364,856	3,666,525	4,550,000	73.95%
<u>Treatment</u>						
PLC Investigation-Cybersecurity Upgrades	0	58,747	137,957	137,957	250,000	55.18%
RECL share	0	0	0	0	0	NA
PBCSD share (1/3 of cost)	0	(19,582)	(45,986)	(45,986)	(83,333)	55.18%
Total CIP Projects 25-26	2,969,365	1,171,456	8,152,518	11,121,883	9,941,667	82.00%

**Carmel Area Wastewater District
Capital Expenditures
2025-26**

	BEG BAL	MAR	CURRENT YTD	CUMULATIVE TOTAL	ANNUAL BUDGET	BUDGET SPENT
<i>LONG TERM CIP PROJECTS</i>						
<u>Treatment</u>						
Perimeter Fence	171,550	36,118	370,043	541,593	810,000	45.68%
Potable Water & Gas Main Replacement (COLL 5.5%)	181,533	42,827	81,499	263,032	110,000	74.09%
Plant Bridge Retrofit Project-unbudgeted	14,935	0	15,663	30,598	0	NA
Artificial Intelligence Pilot Project	188,051	6,232	29,143	217,193	0	NA
WWTP Site Improvements	0	711	35,155	35,155	58,264	60.34%
RECL share	0	0	0	0	0	0
PBCSD share (1/3 of cost)	(185,356)	(27,844)	(172,685)	(358,041)	(326,088)	52.96%
<i>Total Long Term CIP Projects 25-26</i>	370,712	58,044	358,817	729,530	652,176	55.02%
Total Capital (net of RECL and PBCSD)	3,340,077	1,385,015	18,589,798	21,929,876	12,085,176	153.82%

Carmel Area Wastewater District
Variance Analysis
2025-26

	YTD \$ Variance	YTD Budget % Used	
<u>Collections</u>			
Repairs and Maintenance	(\$23,083)	109.70%	Sewer line repairs budgeted in capital
Utilities	(\$321)	100.50%	20 yard rolloff garbage bin unbudgeted.
Permits and Fees	(\$2,020)	117.60%	County Road Encroachment Permit unbudgeted.
Other Expense	(\$7,265)	1552.90%	Recruiting unbudgeted.
<u>Treatment</u>			
Truck and Auto Expenses	(\$3,214)	184.60%	Outside repair service and repair parts slightly underbudgeted.
Office Expense	(\$1,457)	105.30%	Furnishings and fixtures and office supplies slightly underbudgeted.
Permits and Fees	(\$26,715)	179.30%	SWRCB discharge penalties unbudgeted.
<u>Administration</u>			
Truck and Auto Expenses	(\$397)	123.30%	Vehicle service unbudgeted.
Memberships and Subscriptions	(\$21,871)	179.00%	Laserfiche Cloud subscription budgeted in capital.
Safety	(\$8,708)	722.00%	Security training unbudgeted.
<u>Laboratory</u>			
General and Administrative	(\$25,609)	1700.50%	Insurance underbudgeted.
Office Expense	(\$108)	104.80%	Office supplies slightly underbudgeted.
Permits and Fees	(\$4,627)	Infinity	Lab accreditation fees unbudgeted.
Memberships and Subscriptions	(\$458)	119.10%	Reference works slightly underbudgeted.
Safety	(\$1,025)	141.00%	PPE & Safety supplies underbudgeted. Training unbudgeted.

**Carmel Area Wastewater District
2025-26 Resolutions Amending the Budget**

Resolution # Date	Description	Original Budget	Amendment	Spent To Date
2025-37 07/31/25	A Resolution accepting the lowest responsible and responsive bid for the "Scenic Rd. Sewer Main Rehabilitation Project" (Project #20-08), awarding construction contract \$7,438,000, and authorizing a change order allowance of \$400,000 for a total amount not to exceed \$7,838,000. (K.J. Woods Construction)	\$ 4,575,000	\$ 3,263,000	\$ 3,640,945
2025-41 07/31/25	A Resolution authorizing the General Manager to purchase a gas compressor in fiscal year 2025-26 in an amount not to exceed \$44,816.	\$ 44,816	\$ 40,000	\$ 14,040
2025-47 08/31/25	A Resolution authorizing the General Manager to execute a professional services agreement with Kennedy Jenks Consultants in an amount not to exceed \$393,186 for Wastewater Treatment Plant (WWTP) Utility Mains Relocation Project (Project #22-03)	\$ 110,000	\$ 283,186	\$ 84,307
2025-66 10/30/25	A Resolution approving the purchase of the software package from Waterworth-continuous Utility Rate Management for a period of three years in an amount of \$29,700.	\$ -	\$ 29,700	\$ 29,700
2025-74 12/18/25	A Resolution Authorizing the General Manager to execute a professional services agreement with MME Civil + Structural Engineering in an amount not to exceed \$127,600 for engineering services for a conceptual bridge design alternatives report (Project #22-04)	\$ -	\$ 127,600	\$ -
2026-14 01/29/26	A Resolution Authorizing the General Manager to purchase a Treatment Plant truck in fiscal year 2025-26 in an amount not to exceed \$71,304.03.	\$ -	\$ 71,304	\$ -
2026-23 02/26/26	A Resolution as amended approving the General Manager to solicit a request for proposals for a staff compensation study with estimated cost not to exceed \$50,000.	\$ 35,000	\$ 15,000	\$ -
2026-26 03/26/26	A Resolution Authorizing the General Manager to execute a professional services agreement with Kennedy/Jenks Consulting, Inc. in an amount not to exceed \$569,845 for Wastewater Treatment Plant (WWTP) Site Improvements (Project #25-02)	\$ -	\$ 569,845	\$ -
Total To Date		<u>\$ 4,764,816</u>	<u>\$ 4,399,635</u>	<u>\$ 3,768,992</u>

STAFF REPORT

TO: Board of Directors
FROM: Daryl Lauer, Collection Superintendent
DATE: April 30th, 2026
SUBJECT: Monthly Report – March 2026



RECOMMENDATION

Receive Report- Informational only; no action required.

Permits Issued

Sewer Lateral Permits issued in March	12
Total Fees	\$2,280.00

Maintenance

Attached is a map of the areas cleaned in the past three months. There were 52,455 feet of sewer lines cleaned, and 9,327 feet of sewer lines Closed-Circuit Television (CCTV) inspected in March. Below is a summary of collections system maintenance for the month of March, including a calendar year-to-date and a comparison to the five year average providing context for current maintenance levels relative to historical norms.

Summary Table of Collection Monthly Activity to Year-to -Date & 5 Annual Average

Maintenance Activity	Unite of Measure	March 2026	Calendar Year to Date	5-year Annual Average
Cleaning/Jetting	Linear Feet-LF	52,455	162,117	549,332
CCTV Inspections	LF	9,327	19,467	47,937
Root Foaming	LF	0	0	34,000
Lateral Inspections	#Count Completed	12	30	228
Private Lateral Certifications (PSL's)	#Count Completed	15	30	209
Service Calls	#Count Completed	4	14	52
Spot Repairs	#Count Completed	1	3	6
Underground Service Alerts	#Count Completed	198	607	2,019
Asphalt Patc Verification	#Count Completed	5	11	47
Easement Maintenance	Miles	2.8	2.8	4

Construction and Repairs

- Contractors replaced leak-prone flushing inlets on the Highlands force main located along Highway 1. Of the four flushing inlets installed along the force main, two constructed of Polyvinyl Chloride (PVC) had previously failed and were replaced. The remaining two PVC flushing inlets were replaced with

high-density polyethylene (HDPE), a material capable of withstanding the operating pressures of the Highlands force main.

Staff Development

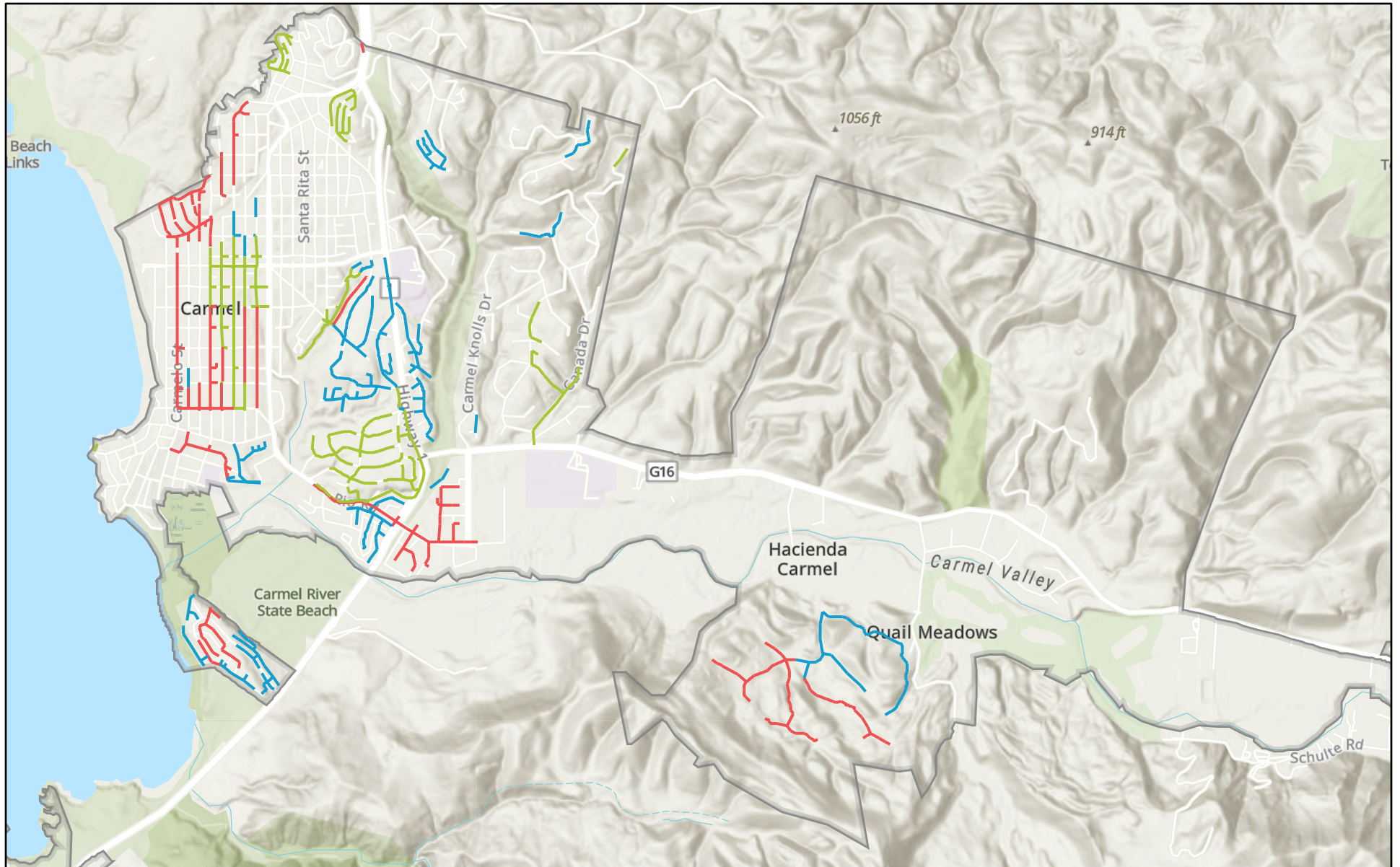
- Staff attended weekly tailgate safety tailgate training sessions.
- Staff attended the No-Dig conference in Palm Springs at the end of March. This Conference is the largest trenchless conference in North America. Oral report to follow at the end of the board meeting.

Service calls responded to by crew

Date	Time	Callout	Resolution
3/6/2026	9:00 AM	Asphalt patch verification	Staff inspected the asphalt patch from private lateral repair located in the street. At the one-year verification no problems with asphalt were observed. GPS-36 34' 1" N and 121 55' 2" W See service call map.
3/12/2026	11:30 AM	Asphalt patch verification	Staff inspected the asphalt patch from private lateral repair located in the street. At the one-year verification no problems with asphalt were observed. GPS-36 33' 50" N and 121 55' 18" W See service call map.
3/12/2026	11:05 PM	Power Fail	Power failure at Calle La Cruz & Highlands pump stations. Staff monitored the stations until the power was restored. See service call map.
3/13/2026	5:03 PM	Power Fail	Power failure at Hacienda pump station. Staff monitored the station until the power was restored. See service call map.

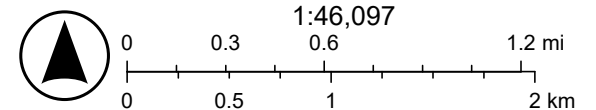
Date	Time	Callout	Resolution
3/20/2026	10:00 AM	Asphalt patch verification	Staff inspected the asphalt patch from private lateral repair located in the street. At the one-year verification no problems with asphalt were observed. GPS-36 33' 2" N and 121 55' 15" W See service call map.
3/21/2026	2:00 PM	Asphalt patch verification	Staff inspected the asphalt patch from private lateral repair located in the street. At the one-year verification no problems with asphalt were observed. GPS-36 33' 50" N and 121 55' 15" W See service call map.
3/25/2026	11:00 AM	Asphalt patch verification	Staff inspected the asphalt patch from private lateral repair located in the street. At the one-year verification no problems with asphalt were observed. GPS-36 33' 19" N and 121 55' 37" W See service call map.

Sewer Line Cleaning Map - March 2026



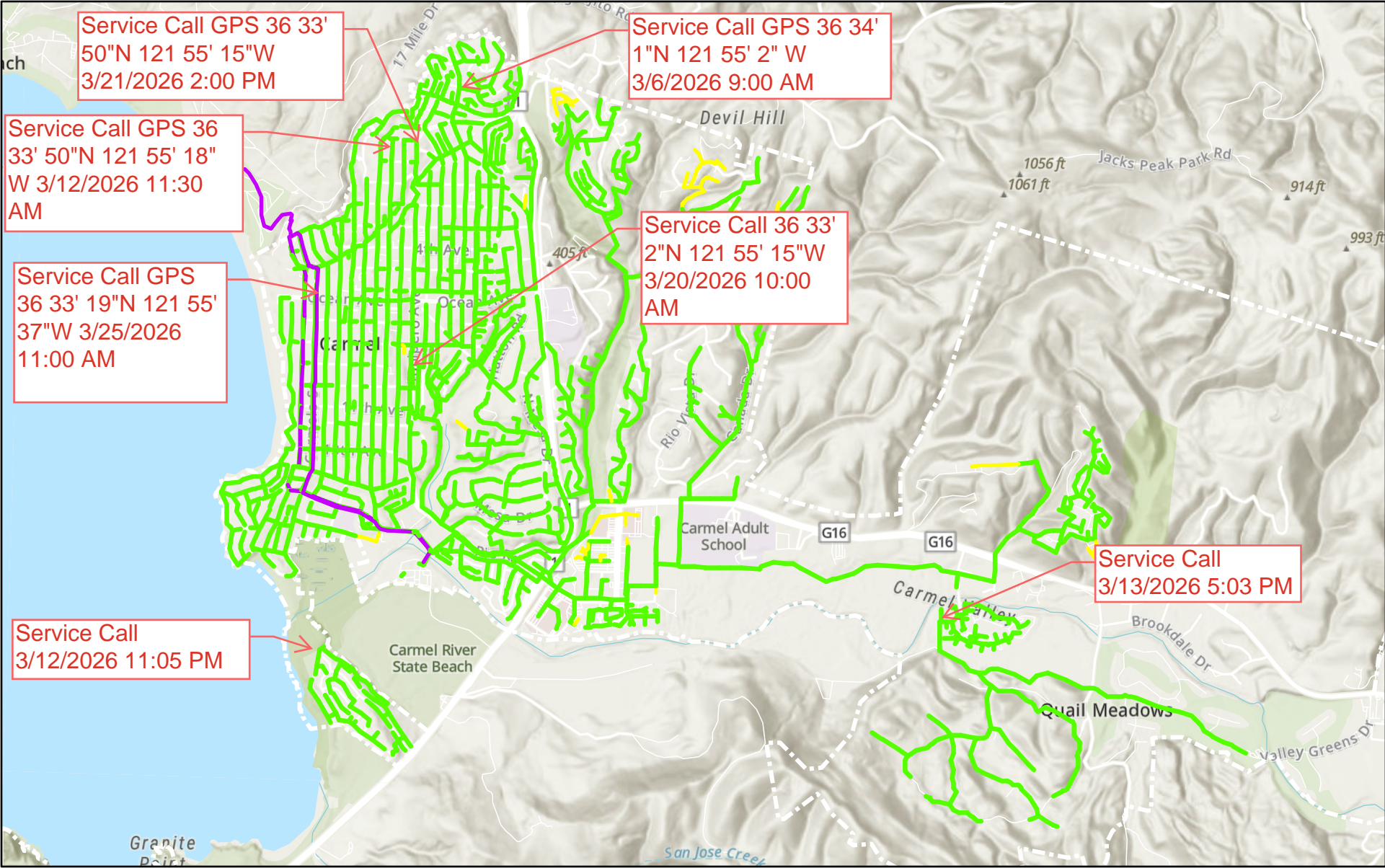
Line Cleaning

- March - 52,455 FT
- February - 53,184 FT
- January - 56,478 FT



Sources: Esri, TomTom, Garmin, FAO, NOAA, USGS, © OpenStreetMap contributors, and the GIS User Community, Esri, NASA, NGA, USGS, FEMA

March Service Call Map



Service Call GPS 36 33'
50"N 121 55' 15"W
3/21/2026 2:00 PM

Service Call GPS 36 34'
1"N 121 55' 2" W
3/6/2026 9:00 AM

Service Call GPS 36
33' 50"N 121 55' 18"
W 3/12/2026 11:30
AM


Service Call 36 33'
2"N 121 55' 15"W
3/20/2026 10:00
AM

Service Call GPS
36 33' 19"N 121 55'
37"W 3/25/2026
11:00 AM

Service Call
3/13/2026 5:03 PM

Service Call
3/12/2026 11:05 PM

- PBCSD
- PRIVATE
- CAWD



California State Parks, Esri, TomTom, Garmin, SafeGraph, GeoTechnologies, Inc, METI/NASA, USGS, Bureau of Land Management, EPA, NPS, US

CAWD
Powered by GID © 2024

STAFF REPORT



To: Board of Directors

From: Mark Dias, Safety and
Regulatory Compliance Administrator
(S/C Admin Dias)

Date: April 30, 2026

Subject: Monthly Safety Report (for March 2026)

RECOMMENDATION

Receive Report- Informational only; no action required

DISCUSSION

Safety & Training

- **March 4: Tailgate Training - Earthquake Response.** S/C Admin Dias reviewed the safety priorities following a major earthquake in the region. It was emphasized that a major earthquake will likely knock out Pacific Gas & Electric power, and the plant will automatically switch to onsite emergency generators. Due to frequent outages from winter storms, operations and collections crews are well versed in how to re-start equipment following a power outage. However, following an earthquake, additional safety hazards would need to be evaluated before launching into the typical restart steps. These include: (1) Assess if any of the digester gas lines have been damaged, which would potentially cause explosive conditions, (2) Assess for natural gas line damage, (3) Assess all bulk chemical tanks and chemical transmission lines, (4) Prepare for aftershocks. After the training, staff walked to the main natural gas shut off valve and were shown how to access the vault and where to turn off the gas.
- **March 11: Tailgate Training - Springtime Animal Safety.** A California Sanitation Risk Management Authority (CSRMA) video was shown that reviewed the wide variety of dangerous animals that may be encountered in the field, especially in the spring when they become more active.
- **March 18: Tailgate Training- Ergonomics and Back Injury.** A CSRMA video was shown that reviewed how to prevent back and other ergonomic injuries. Focus was on tasks common to the wastewater industry. Back injuries are the most common injury in the industry, so quarterly ergonomic training is recommended.

- **March 25- Tailgate Training- Backhoe and Skid Steer Safety.** The plant site has been experiencing very active contractor activity due to both the pipeline replacement projects and the fence replacement projects. CSRMA video was shown that reviewed the hazards from these types of heavy equipment.

Ongoing Safety Improvements

Facilities Manager Chris Foley and S/C Admin Dias continued to implement safety improvements and seek input from the operations crew and the Safety Committee. Activities in March included:

- **Replacement of fixed staircase behind Chlorination/De-Chlorination (CDC) Building.** A set of steel stairs on the east side of the CDC building had been in use for at least 20 years. It was noted that the angle of the stairs was steeper than usual and that the edges of the stairs overlapped each other. This condition increased the likelihood of an incident, especially when descending the stairs. A high-quality custom set of stairs was ordered and installed. The all-weather stairs fully meet all occupational health and safety requirements and should last for at least 20 years or more.

Tours and Outreach

- **Tours:** On March 31, S/C Admin Dias gave presentations to four Carmel High School Advanced Placement (AP) science classes (approximately 100 students). The AP classes are for juniors/seniors who are preparing for their AP exams. Wastewater treatment is now a topic on these exams, and students are expected to know how the activated sludge process works and what contaminants are removed at the primary, secondary, and tertiary stages of treatment. The classes included a “mini-lab” where activated sludge from the plant is observed under microscopes, and the students are asked to identify different micro-organisms and estimate the age of the sludge. Four tours were given to all four classes over the following Wednesday and Thursday.

Injuries; First Aid Incidents; Workers Compensation Claims

There were no Workers Comp claims or first aid injuries in March. The most recent matrix for the year is below.

	Work Related Injuries and Illnesses for 2026 Calendar Year				
TYPE	New Incidents (Month)	Total Incidents (Year)	Total Days Away from Work (Year)	Total Days of Job Restriction* (Year)	Cumulative days lost (Year)
OSHA Injuries	0	0	0	0	0
OSHA Illnesses	0	0	0	0	0
Other WC Claims	0	0	0	0	0
First Aid (non-OSHA)	0	1	0	0	0

*Excludes holidays, vacation days and sick days

FUNDING-N/A- Informational item only

Wastewater Treatment Facility Operations Report

Report for: March 2026	HYDRAULIC LOADINGS					2026 YEAR-TO-DATE	
	Total Monthly, MG	Avg. Daily, MGD	Min Daily, MGD	Max Daily, MGD	% of Total	MG	acre-feet
CAWD Flow	27.314	0.881	0.813	1.040	64.748	97.49	299.04
PBCSD Flow	14.871	0.480	0.421	0.564	35.252	53.40	163.80
Total Plant Flow	42.185	1.361	1.234	1.604	100.00	150.88	462.83
Tertiary Flow	30.860	1.102	0.228	1.212	73.154	49.11	150.63
Ocean Discharge	11.243	0.363	0.107	1.818	26.652	102.18	313.44
Potable Water (2)	0.000	0.000	0.000	0.000	0.000	0.000	0.000

TERTIARY PROCESS HISTORY

Total Annual Reclamation Production (2026)	49.11MG (150.63acre-ft.)
Total Lifetime Reclamation Production (94-26)	10.21 BG (31.33 K acre-ft.)
12 Month Rolling Total Reclamation Production	343.50 MG (1054.20 acre-ft.)

ELECTRICAL COSTS

Monthly Totals	Mar'26 kWh	Price per kWh	Mar'26	Feb'26	Jan'26	Dec'25
Secondary	83,014.50	\$ 0.249	\$ 20,692.78	\$ 29,293.97	\$ 30,926.96	\$ 17,852.84
Blowers	50,712.64	\$ 0.226	\$ 11,442.50	\$ 12,234.55	\$ 12,960.35	\$ 12,972.84
CAWD Total	133,727.14		\$ 32,135.28	\$ 41,528.52	\$ 43,887.31	\$ 30,825.68
Tertiary	64,244.16	\$ 0.247	\$ 15,875.51	\$ 13,341.34	\$ 15,884.73	\$ 19,889.44
MF/RO	117,423.28	\$ 0.292	\$ 34,328.24	\$ 13,813.78	\$ 19,463.19	\$ 36,066.87
Reclaim Total	181,667.44		\$ 50,203.75	\$ 27,155.12	\$ 35,347.92	\$ 55,956.31
Adjusted Monthly Totals (1)	CAWD Total	\$	18,402.57	Reclamation Total	\$	63,936.46

kW-h Per Acre Foot

	2025				2026			
	1 QTR	2 QTR	3 QTR	4 QTR	1 QTR	2 QTR	3 QTR	4 QTR
CAWD	1111.69	1149.23	1224.01	1229.19	937.31	N/A	N/A	N/A
Reclamation	2820.11	1938.59	1810.47	2025.98	2289.36	N/A	N/A	N/A

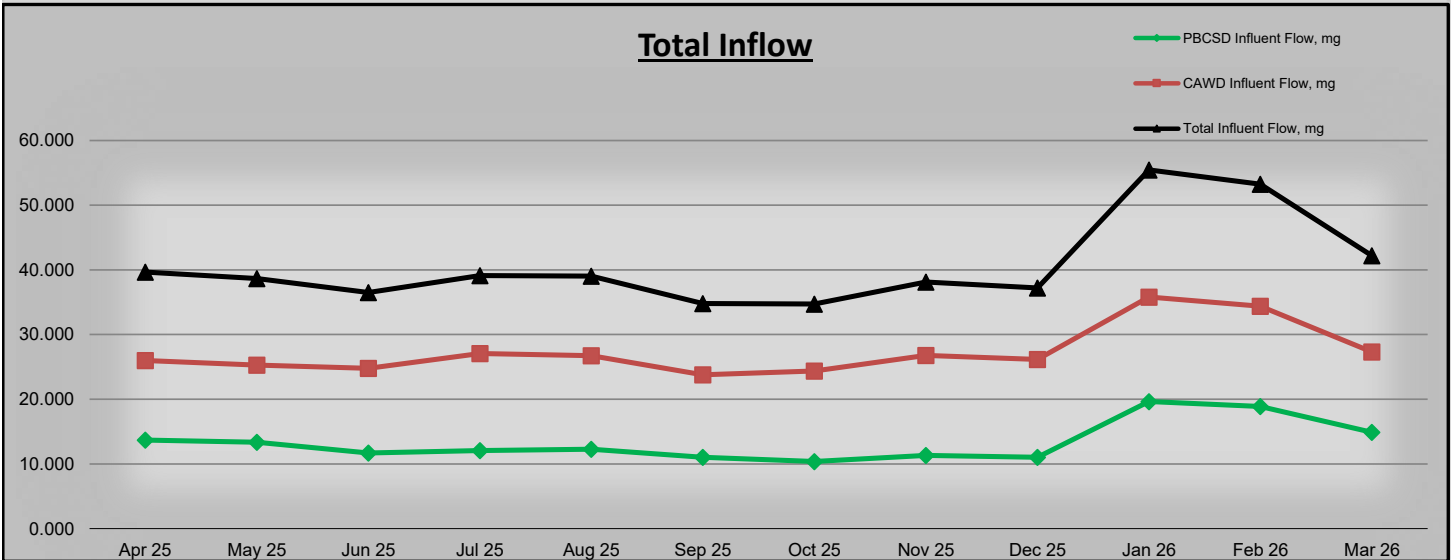
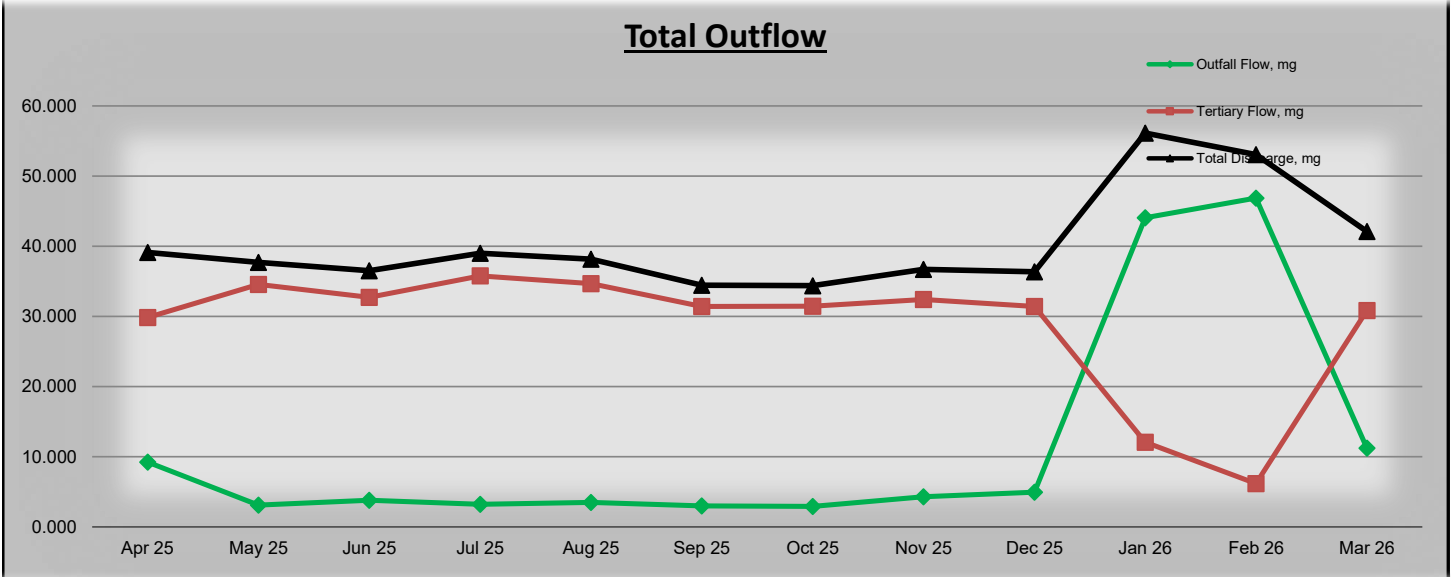
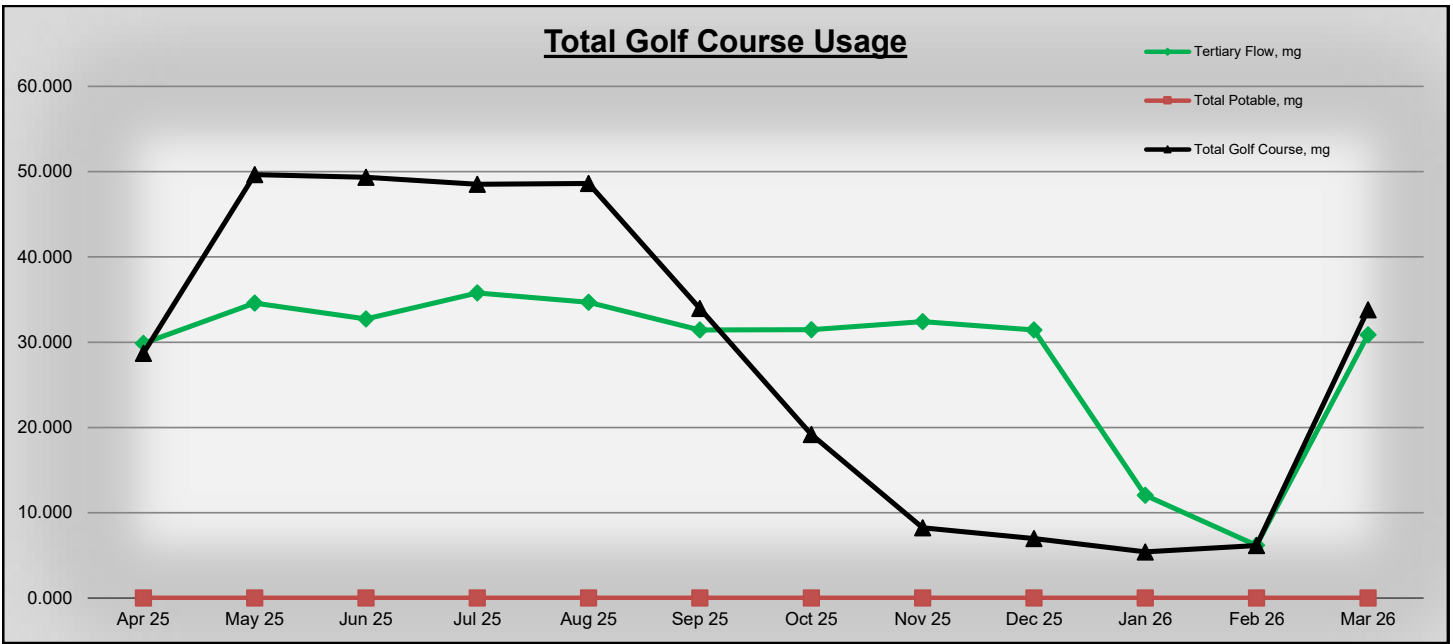
MICROTURBINE SUMMARY

Month	Mar'26 kW-h	Feb'26	Jan'26	Dec'25	Accumulated Totals
Production, kW-h (3)	10,875	14,313	14,182	14,338	1,727,468.00

(1) Cost adjustment for Reclamation percentage for Secondary power costs and Laboratory power usage.

(2) California American Water bills Reclamation a monthly surcharge for the emergency potable water pump station that feeds the Poppy Hills storage tank in the event that potable water is required.

(3) Micro Turbine system off-line the last 9 days of March due to the gas compressor being replaced.



Wastewater Treatment Facility Operations Report

Report for: February 2026	HYDRAULIC LOADINGS					2026 YEAR-TO-DATE	
	Total Monthly, MG	Avg. Daily, MGD	Min Daily, MGD	Max Daily, MGD	% of Total	MG	acre-feet
CAWD Flow	34.364	1.228	0.755	3.054	64.543	70.17	215.25
PBCSD Flow	18.878	0.674	0.349	1.772	35.457	38.53	118.18
Total Plant Flow	53.242	1.902	1.104	4.826	100.00	108.70	333.43
Tertiary Flow (3)	6.183	0.773	0.286	1.592	11.613	18.25	55.97
Ocean Discharge	46.869	1.674	0.092	4.085	88.030	90.94	278.95
Potable Water (2)	0.000	0.000	0.000	0.000	0.000	0.000	0.000

TERTIARY PROCESS HISTORY

Total Annual Reclamation Production (2026)	18.25MG (55.97acre-ft.)
Total Lifetime Reclamation Production (94-26)	10.18 BG (31.23 K acre-ft.)
12 Month Rolling Total Reclamation Production	315.37 MG (967.86 acre-ft.)

ELECTRICAL COSTS

Monthly Totals	Feb'26 kWh	Price per kWh	Feb'26	Jan'26	Dec'25	Nov'25
Secondary	102,414.00	\$ 0.286	\$ 29,293.97	\$ 30,926.96	\$ 17,852.84	\$ 18,434.44
Blowers	50,280.32	\$ 0.243	\$ 12,234.55	\$ 12,960.35	\$ 12,972.84	\$ 11,825.79
CAWD Total	152,694.32		\$ 41,528.52	\$ 43,887.31	\$ 30,825.68	\$ 30,260.23
Tertiary	33,548.16	\$ 0.398	\$ 13,341.34	\$ 15,884.73	\$ 19,889.44	\$ 18,464.39
MF/RO	32,286.08	\$ 0.428	\$ 13,813.78	\$ 19,463.19	\$ 36,066.87	\$ 36,469.43
Reclaim Total	65,834.24		\$ 27,155.12	\$ 35,347.92	\$ 55,956.31	\$ 54,933.82
Adjusted Monthly Totals (1)	CAWD Total		\$ 23,951.64	Reclamation Total		\$ 44,732.00

kW-h Per Acre Foot

	2025				2026			
	1 QTR	2 QTR	3 QTR	4 QTR	1 QTR	2 QTR	3 QTR	4 QTR
CAWD	1111.69	1149.23	1224.01	1229.19	N/A	N/A	N/A	N/A
Reclamation	2820.11	1938.59	1810.47	2025.98	N/A	N/A	N/A	N/A

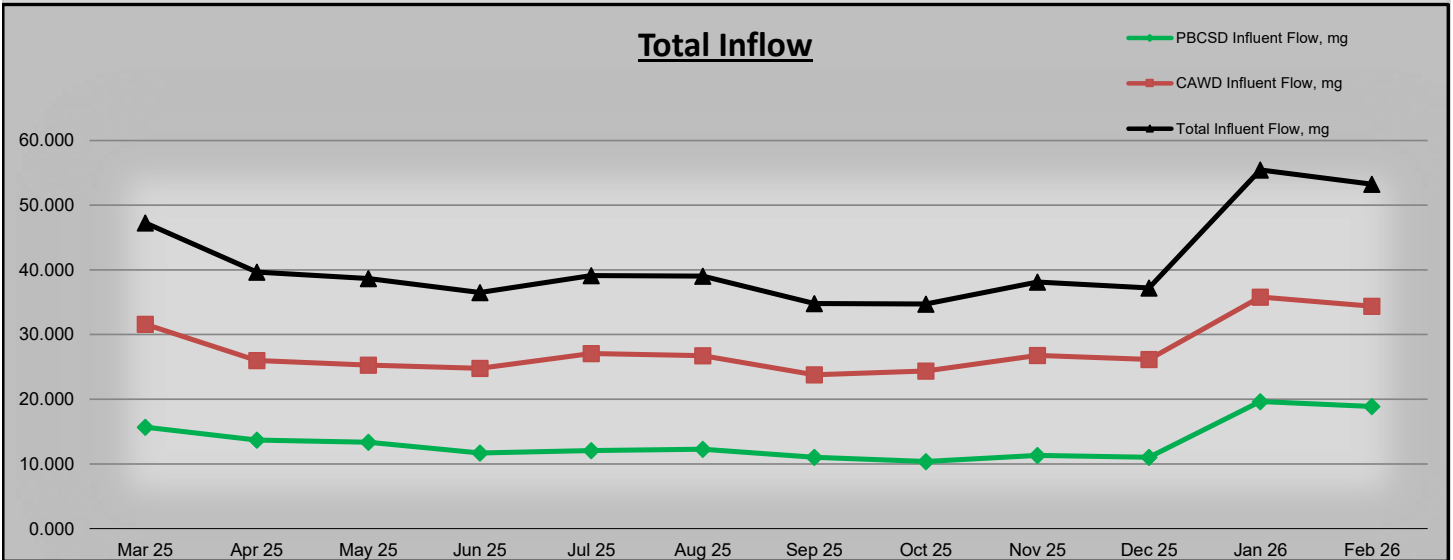
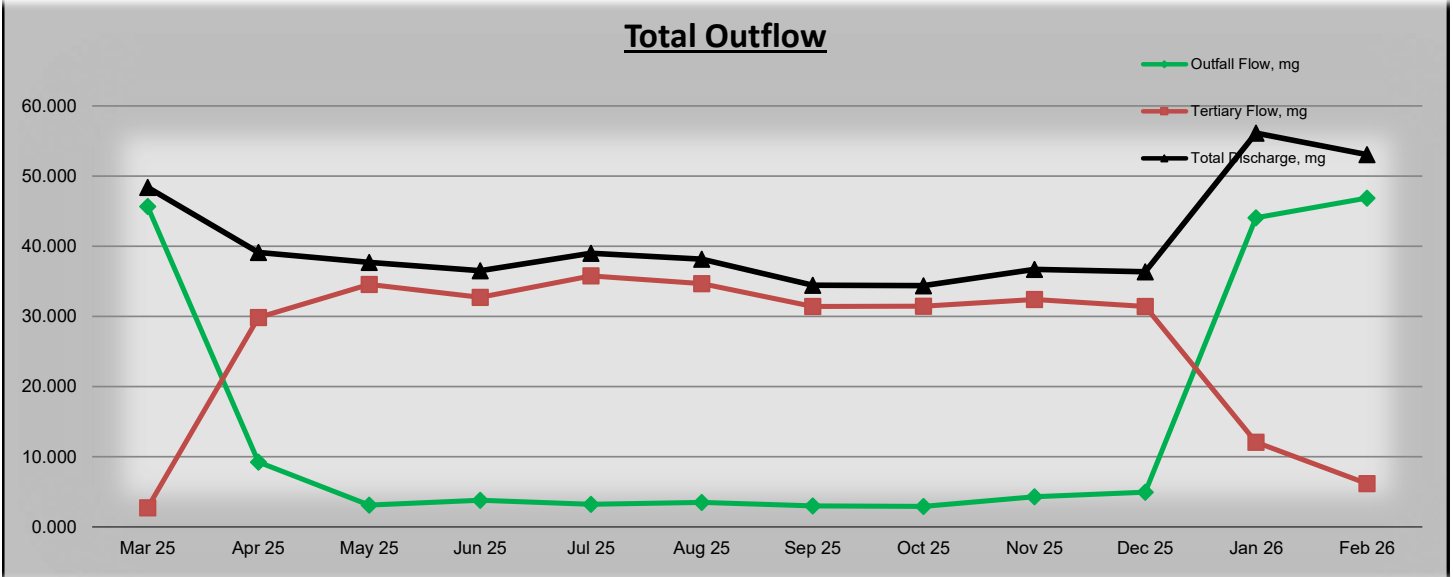
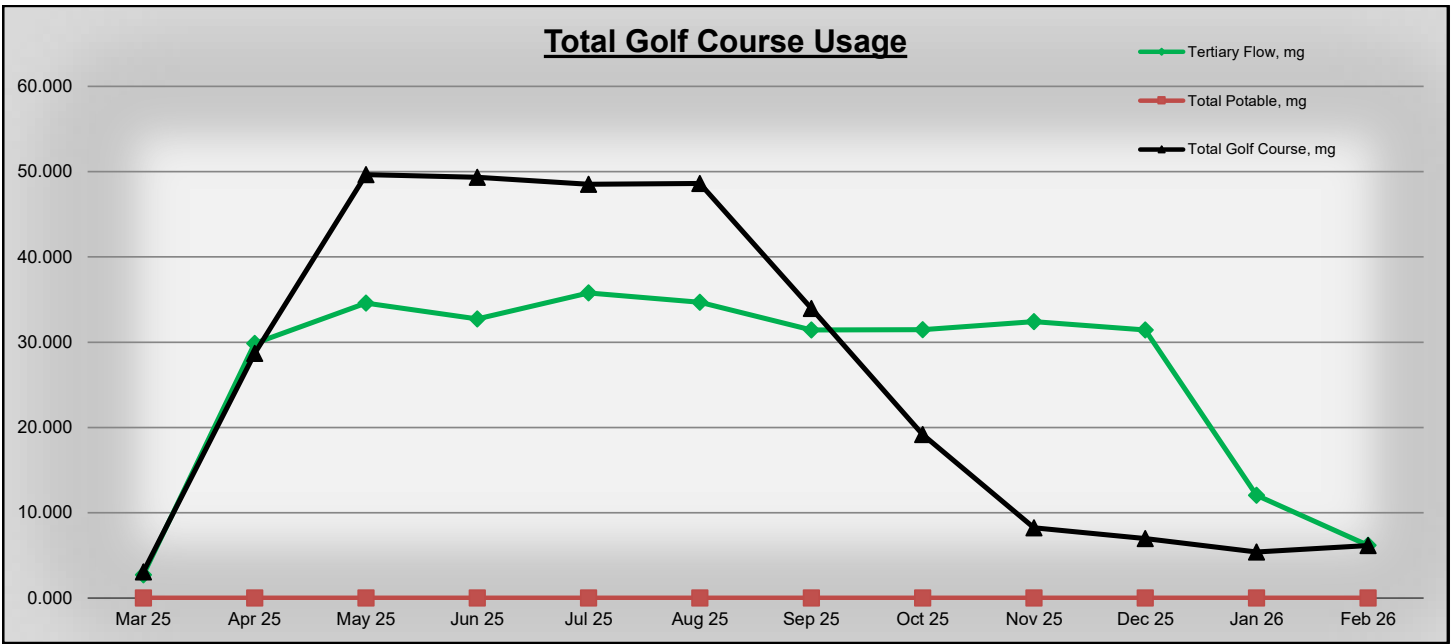
MICROTURBINE SUMMARY

Month	Feb'26 kW-h	Jan'26	Dec'25	Nov'25	Accumulated Totals
Production, kW-h	14,313	14,182	14,338	17,328	1,716,593.00

(1) Cost adjustment for Reclamation percentage for Secondary power costs and Laboratory power usage.

(2) California American Water bills Reclamation a monthly surcharge for the emergency potable water pump station that feeds the Poppy Hills storage tank in the event that potable water is required.

(3) Reclamation system off-line for 20 days during the month due to full storage and no water demand.



Wastewater Treatment Facility Operations Report

Report for: January 2026	HYDRAULIC LOADINGS					2026 YEAR-TO-DATE	
	Total Monthly, MG	Avg. Daily, MGD	Min Daily, MGD	Max Daily, MGD	% of Total	MG	acre-feet
CAWD Flow	35.808	1.155	0.781	2.961	64.569	35.81	109.84
PBCSD Flow	19.649	0.634	0.367	1.756	35.431	19.65	60.27
Total Plant Flow	55.457	1.789	1.148	4.717	100.00	55.46	170.11
Tertiary Flow (3)	12.064	0.804	0.152	1.199	21.754	12.06	37.01
Ocean Discharge	44.069	1.422	0.094	3.786	79.465	44.07	135.18
Potable Water (2)	0.000	0.000	0.000	0.000	0.000	0.000	0.000

TERTIARY PROCESS HISTORY

Total Annual Reclamation Production (2026)	12.06MG (37.01acre-ft.)
Total Lifetime Reclamation Production (94-26)	10.17 BG (31.21 K acre-ft.)
12 Month Rolling Total Reclamation Production	310.36 MG (952.50 acre-ft.)

ELECTRICAL COSTS

Monthly Totals	Jan'26 kWh	Price per kWh	Jan'26	Dec'25	Nov'25	Oct'25
Secondary	100,095.00	\$ 0.309	\$ 30,926.96	\$ 17,852.84	\$ 18,434.44	\$ 18,091.49
Blowers	47,300.64	\$ 0.274	\$ 12,960.35	\$ 12,972.84	\$ 11,825.79	\$ 11,305.79
CAWD Total	147,395.64		\$ 43,887.31	\$ 30,825.68	\$ 30,260.23	\$ 29,397.28
Tertiary	50,550.16	\$ 0.314	\$ 15,884.73	\$ 19,889.44	\$ 18,464.39	\$ 21,012.93
MF/RO	46,805.92	\$ 0.416	\$ 19,463.19	\$ 36,066.87	\$ 36,469.43	\$ 33,851.55
Reclaim Total	97,356.08		\$ 35,347.92	\$ 55,956.31	\$ 54,933.82	\$ 54,864.48
Adjusted Monthly Totals (1)	CAWD Total	\$	25,325.16	Reclamation Total	\$	53,910.07

kW-h Per Acre Foot

	2025				2026			
	1 QTR	2 QTR	3 QTR	4 QTR	1 QTR	2 QTR	3 QTR	4 QTR
CAWD	1111.69	1149.23	1224.01	1229.19	N/A	N/A	N/A	N/A
Reclamation	2820.11	1938.59	1810.47	2025.98	N/A	N/A	N/A	N/A

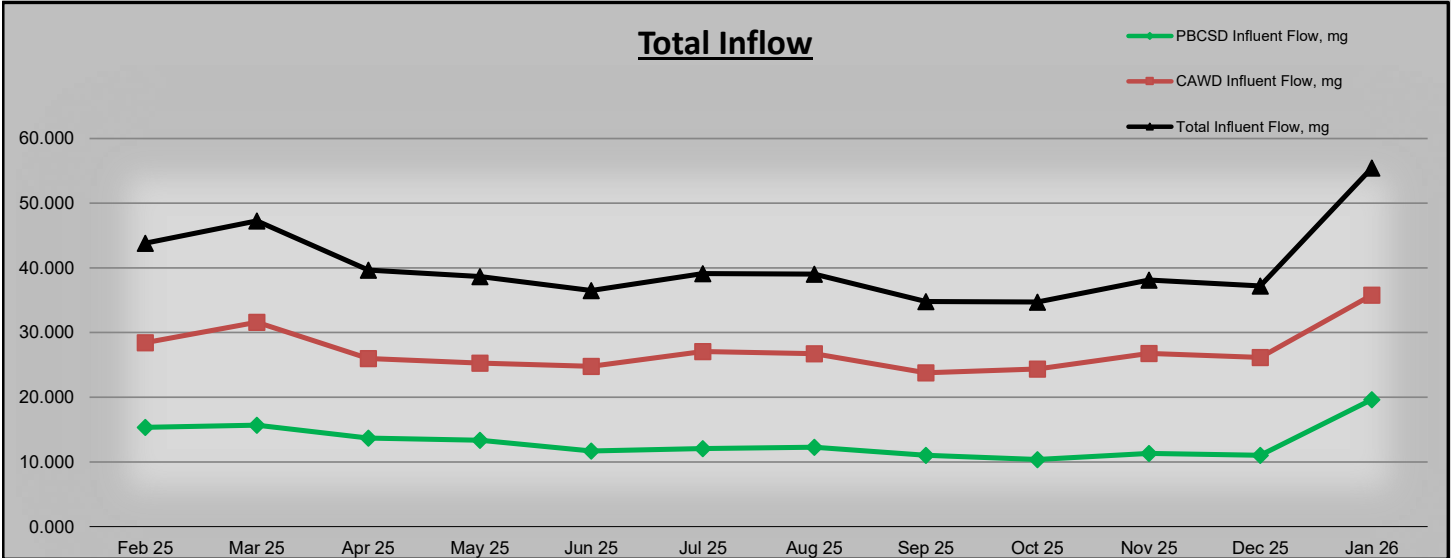
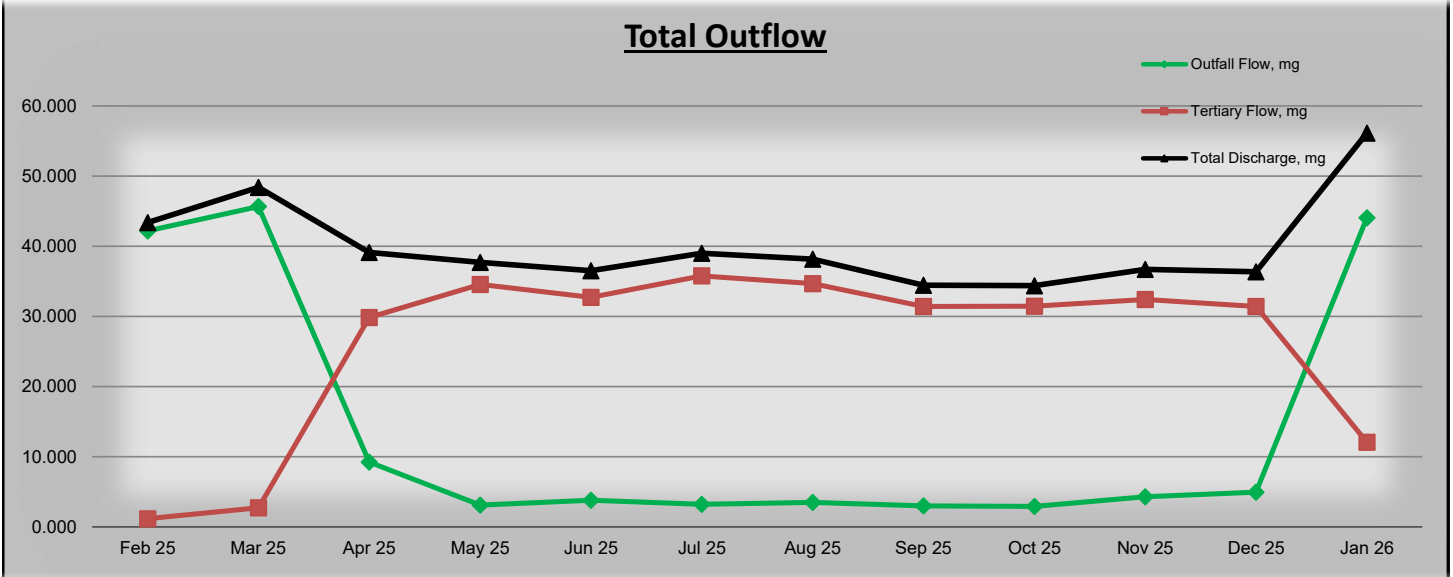
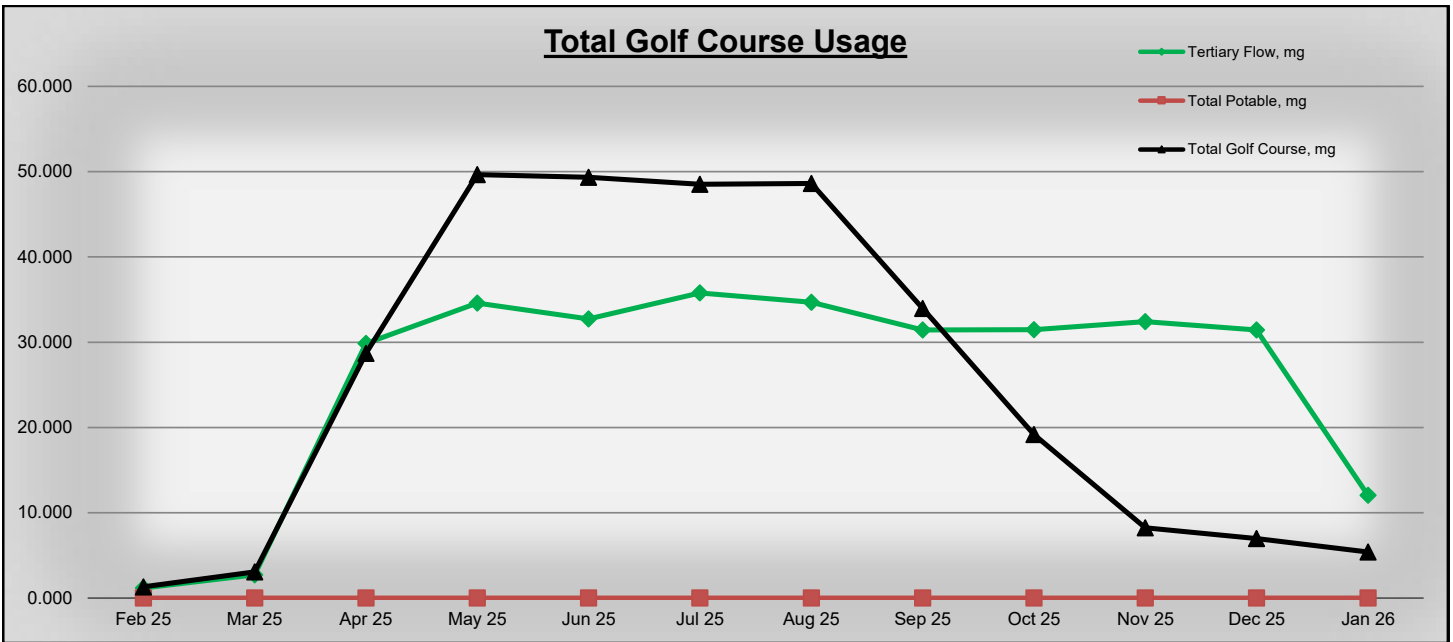
MICROTURBINE SUMMARY

Month	Jan'26 kW-h	Dec'25	Nov'25	Oct'25	Accumulated Totals
Production, kW-h	14,182	14,338	17,328	12,893	1,702,280.00

(1) Cost adjustment for Reclamation percentage for Secondary power costs and Laboratory power usage.

(2) California American Water bills Reclamation a monthly surcharge for the emergency potable water pump station that feeds the Poppy Hills storage tank in the event that potable water is required.

(3) Reclamation system off-line for 16 days during the month due to full storage and no water demand.



STAFF REPORT



To: Board of Directors
From: Mohammed Serageldin, Lab Manager
Date: April 30th , 2026
Subject: Monthly Lab Report

RECOMMENDATION

Receive Report - Informational only; no action required.

DISCUSSION

Staff completed the following:

1. Sampling for the Monthly Pebble Beach Sodium Adsorption Ratio (SAR) samples.
2. Sampling for the Monthly Pebble Beach Total Nitrogen Permit samples.
3. Sampling for the Monthly Central Coastal Long-Term Environmental Assessment Network (CCLEAN) Monitoring.
4. Sampling for the Monthly CAWD Permit samples.
5. Sampling for the Monthly Reclaimed Water Permit samples.
6. Sampling for the Monthly CAWD Oil and Grease samples.
7. Sampling for the Quarterly Tertiary Permit samples.
8. Sampling for CAWD's DDT Quarterly Permit samples.
9. Mohammed Serageldin, PhD (Lab Manager) and Raymond DeOcampo (Lab Analyst II) attended the CWEA conference (AC 26) in Sacramento, CA (04-07-2026 to 04-10-2026).
10. The Lab is currently coordinating with Accelerated Technology Laboratory Inc (ATL) to install V10 of the Laboratory Information Management System (LIMS) Software and start the training program.
11. Wastewater Public Health Surveillance Update: The following graphs provide a summary of ongoing wastewater plant influent public health surveillance testing being funded by the Center for Disease Control National Wastewater Surveillance System program.

VIRUSES

Note: Samples taken twice per week at CAWD Wastewater Treatment Plant. Tests completed by Verily Life Sciences LLC. Full graphs are available at www.cawd.org/pathogen-concentration-levels

SARS-CoV-2 (COVID) – Past 12 Months:

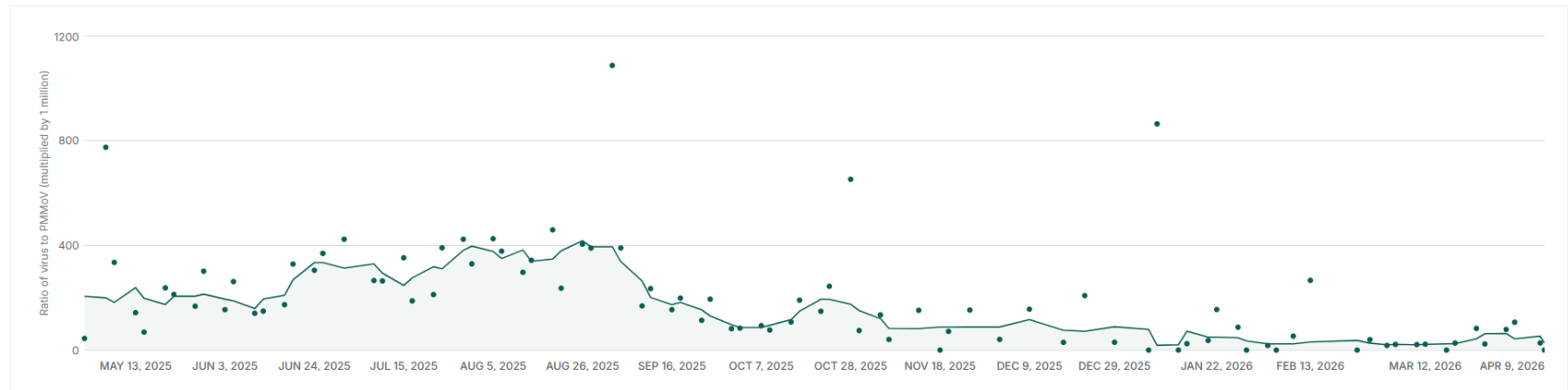
Pathogen levels for Carmel Area WD (CA) - Facility Influent

PMMoV normalized Show Outliers

Pathogen: SARS-CoV-2 Date range: Last 12 months

Plot points represent raw sample values on collection dates, which are not always at regular intervals. Trend lines have been smoothed. [Learn more](#)

Raw sample Pathogen trend



Respiratory Syncytial Virus (RSV) – Past 12 Months:

Pathogen levels for Carmel Area WD (CA) - Facility Influent

PMMoV normalized Show Outliers

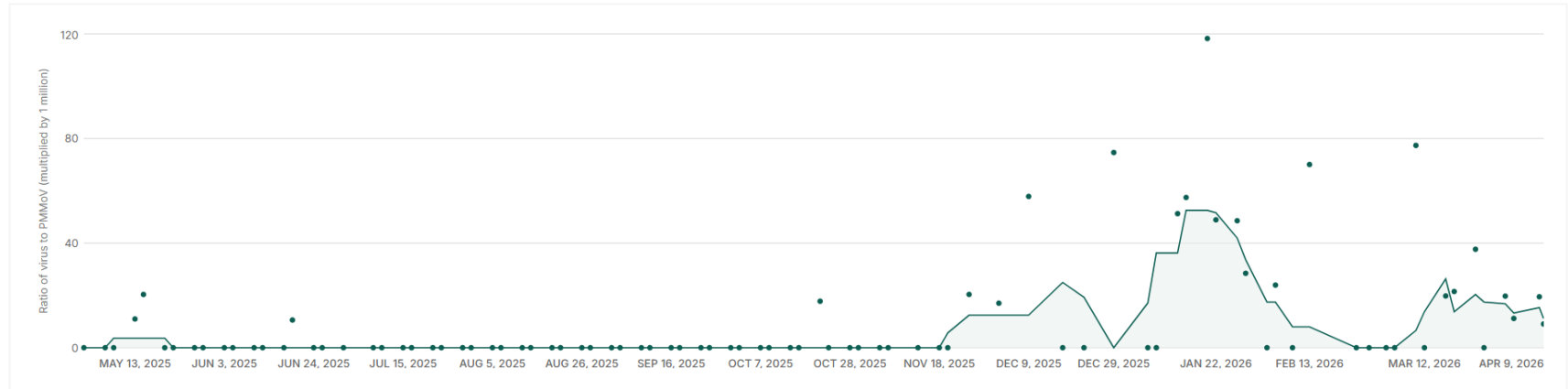
Pathogen
RSV

Date range
Last 12 months

Plot points represent raw sample values on collection dates, which are not always at regular intervals. Trend lines have been smoothed.

[Learn more](#)

Raw sample Pathogen trend



Influenza A- Past 12 Months:

Pathogen levels for Carmel Area WD (CA) - Facility Influent

PMMoV normalized Show Outliers

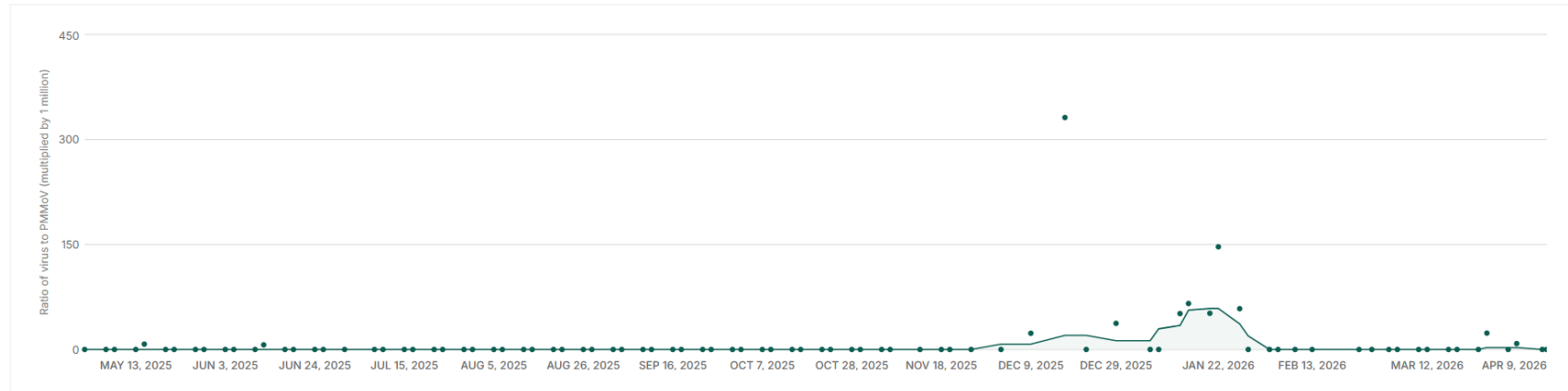
Pathogen
Influenza A

Date range
Last 12 months

Plot points represent raw sample values on collection dates, which are not always at regular intervals. Trend lines have been smoothed.

[Learn more](#)

Raw sample Pathogen trend



Influenza B- Past 12 Months:

Pathogen levels for Carmel Area WD (CA) - Facility Influent

PMMoV normalized Show Outliers

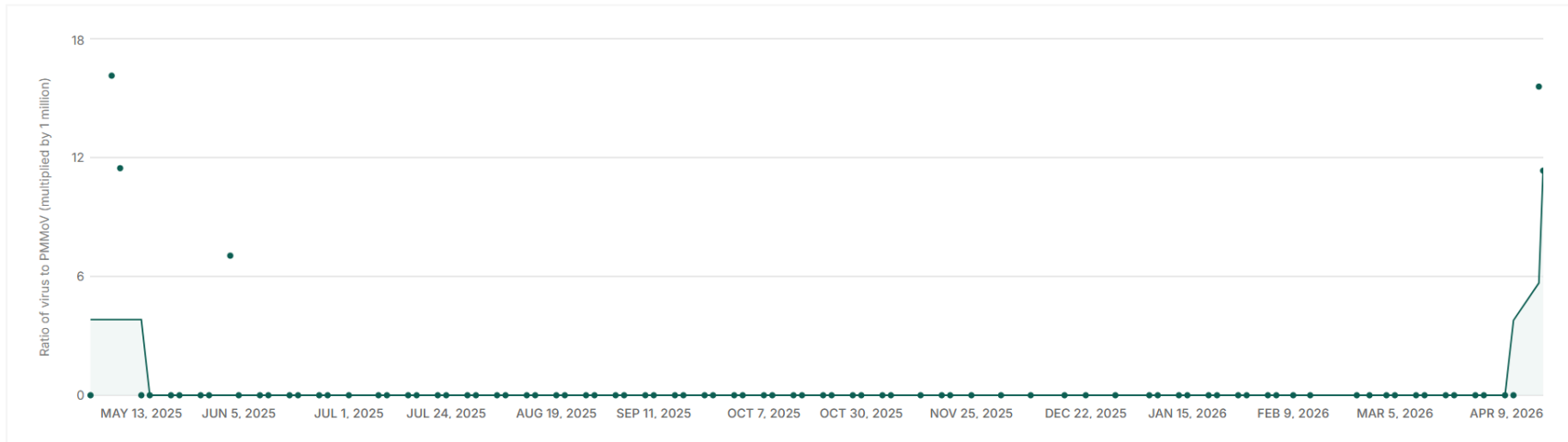
Pathogen
Influenza B

Date range
Last 12 months

Plot points represent raw sample values on collection dates, which are not always at regular intervals. Trend lines have been smoothed.

[Learn more](#)

Raw sample Pathogen trend



Monkey Pox Virus (MPKV) – Past 12 Months:

Pathogen levels for Carmel Area WD (CA) - Facility Influent

PMMoV normalized Show Outliers

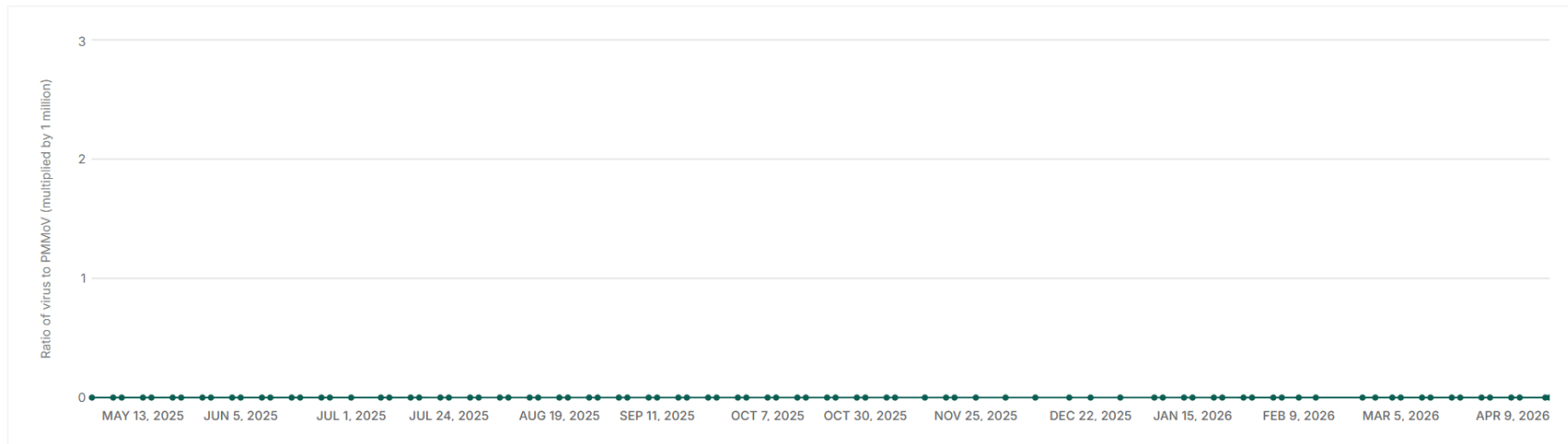
Pathogen
Mpox virus

Date range
Last 12 months

i Plot points represent raw sample values on collection dates, which are not always at regular intervals. Trend lines have been smoothed.

[Learn more](#)

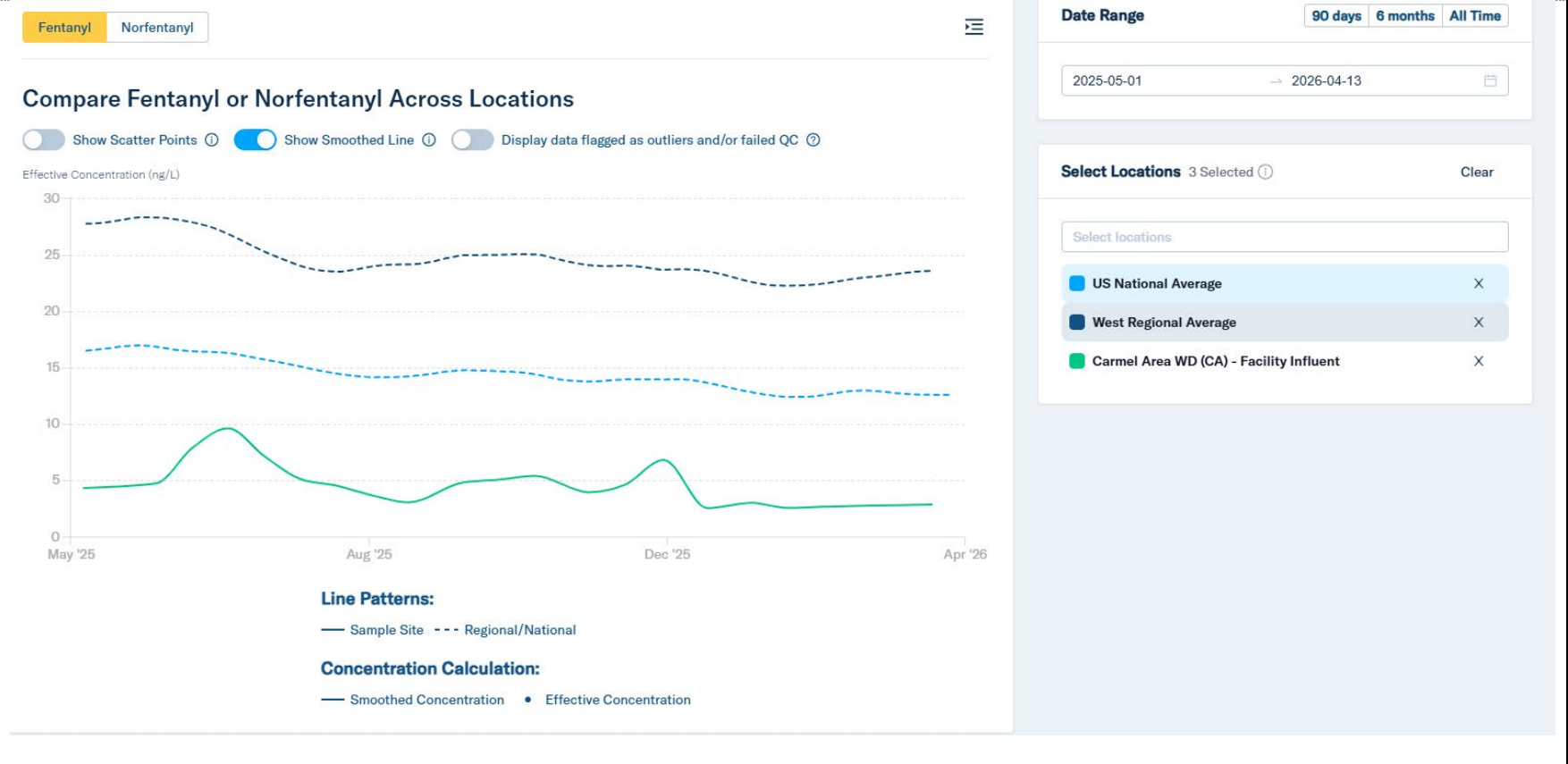
Raw sample Pathogen trend



HIGH RISK SUBSTANCES

Note: Samples taken once per week at CAWD Wastewater Treatment Plant. Tests completed by Biobot Analytics.

Fentanyl – Past 12 Months:



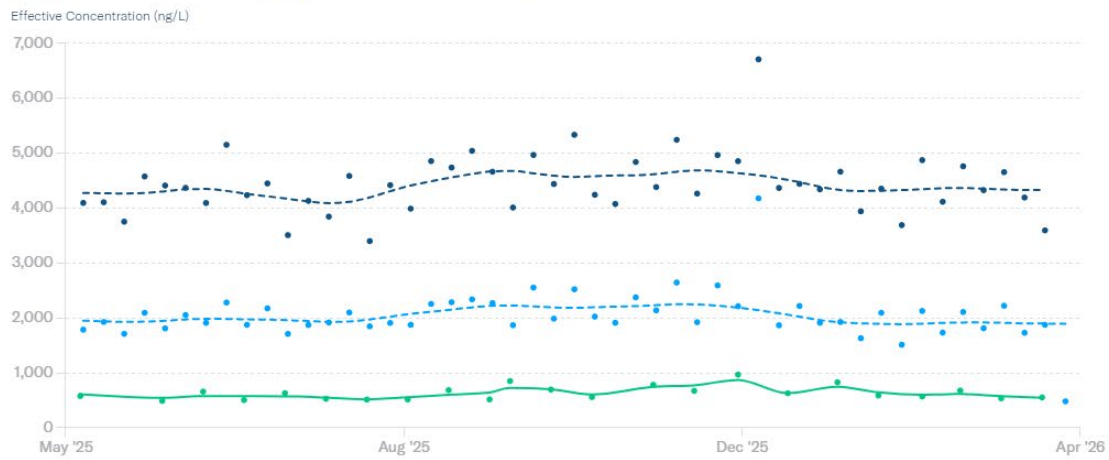
Methamphetamine – Past 12 Months:

Methamphetamine Amphetamine



Compare Methamphetamine or Amphetamine Across Locations

Show Scatter Points Show Smoothed Line Display data flagged as outliers and/or failed QC



Line Patterns:

— Sample Site - - - Regional/National

Concentration Calculation:

— Smoothed Concentration • Effective Concentration

Date Range

90 days 6 months All Time

2025-05-01 → 2026-04-13

Select Locations 3 Selected

Clear

Select locations

- US National Average X
- West Regional Average X
- Carmel Area WD (CA) - Facility Influent X

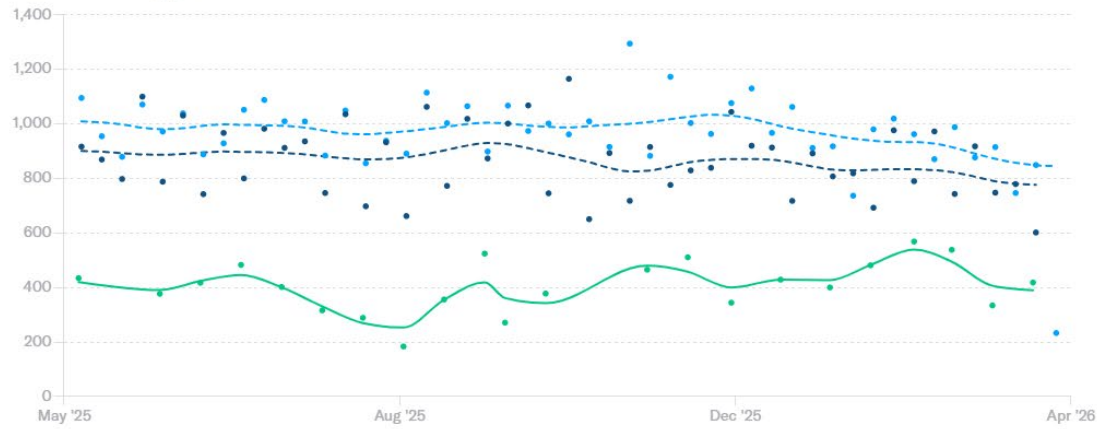
Cocaine – Past 12 Months:

Cocaine Benzoylcegonine

Compare Cocaine or Benzoylcegonine Across Locations

Show Scatter Points ⓘ
 Show Smoothed Line ⓘ
 Display data flagged as outliers and/or failed QC ⓘ

Effective Concentration (ng/L)



Line Patterns:

— Sample Site - - - Regional/National

Concentration Calculation:

— Smoothed Concentration • Effective Concentration

Date Range

90 days 6 months All Time

2025-05-01 → 2026-04-13

Select Locations 3 Selected ⓘ

Clear

Select locations

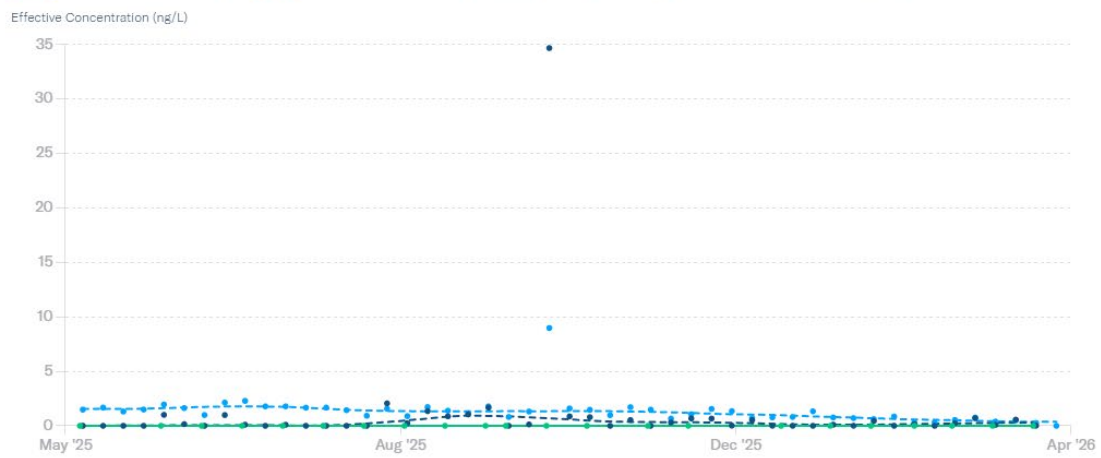
- US National Average X
- West Regional Average X
- Carmel Area WD (CA) - Facility Influent X

Xylazine (Tranq) – Past 12 Months:

Xylazine 4-hydroxyxylazine

Compare Xylazine or 4-hydroxyxylazine Across Locations

Show Scatter Points ⓘ
 Show Smoothed Line ⓘ
 Display data flagged as outliers and/or failed QC ⓘ



Date Range 90 days 6 months All Time

2025-05-01 → 2026-04-13

Select Locations 3 Selected ⓘ Clear

Select locations

- US National Average X
- West Regional Average X
- Carmel Area WD (CA) - Facility Influent X

FUNDING

N/A Information Only

Project Number	GL	Task Name	Manager	Start	Finish	Current FY Budget	Cumulative Budget	Status	2019		2020		2021		2022		2023		2024		2025		2026		2027
									H1	H2	H1	H2	H1	H2	H1	H2	H1	H2	H1	H2	H1	H2	H1	H2	H1
		Projects Implementation Plan Schedule																							
		<u>Treatment Plant Capital Projects</u>																							
19-18	1593.000	WWTP Perimeter Improvements	Bandy	Fri 7/1/22	Tue 6/30/26	\$810,000	\$945,460	In Construction																	
22-03	1639.000	WWTP Utility Mains Relocation	Bandy	Mon 5/2/22	Thu 12/31/26	\$110,000	\$291,533	CEQA and 100% Design																	
25-02	1993.000	WWTP Site Improvements	Bandy	Sun 6/1/25	Tue 6/1/27	\$150,000	\$1,880,000	Design																	
19-21	1993.000	Carmel River FREE Mitigation	Treanor	Mon 6/1/20	Fri 12/28/29	\$0	\$0	Pending County Funding Agreement																	
22-04	1642.000	CAWD Bridge Project	Treanor	Mon 3/1/21	Tue 2/29/28	\$0	\$100,000	Preliminary Design																	
		<u>Reclamation Capital Projects</u>																							
22-05	14794	Reclamation 15-Year CIP Master Plan	Bandy	Tue 8/2/22	Fri 5/29/26	\$204,625	\$349,250	In Progress																	
		<u>Collections Capital Projects</u>																							
19-03	1586.000	Carmel Meadows Sewer Replacement	Treanor	Thu 8/1/19	Wed 6/30/27	\$300,000	\$1,233,817	Design Update In Progress																	
25-01	1586.000	Carmel Meadows Sewer Interim Repairs	Henson	Tue 4/1/25	Fri 7/31/26	\$0	\$0	Awarded																	
20-08	1635.000	Scenic Rd Pipe Bursting - Ocean to Bay	Treanor	Fri 2/5/21	Fri 8/28/26	\$4,575,000	\$5,328,047	In Construction																	
23-01	1643.000	Santa Rita & Gualupe Pipeline Rehab	Treanor	Sun 1/1/23	Mon 1/19/26	\$455,000	\$4,832,641	In Construction																	
21-05	1637.000	Carmel Woods and Pescadero Sewer Improvements	Bandy	Thu 7/1/21	Fri 12/31/27	\$200,000	\$612,508	In Design / CEQA																	
20-07	1636.000	Bay/Scenic Pump Station Rehabilitation	Henson	Thu 12/31/20	Tue 6/1/27	\$150,000	\$314,065	On Hold																	
		<u>Collections Non-Capital Projects</u>																							
24-01	6130.005	2025 Sewer Pipe Repairs	Lauer	Wed 1/1/25	Thu 1/1/26	\$200,000	\$610,000	In Progress																	
24-02	6140.005	2025 Manhole Coating	Lauer	Wed 1/1/25	Thu 1/1/26	\$200,000	\$660,000	On Hold																	
		<u>Assessment Districts/Annexations</u>																							
18-29	2500.000	September Ranch Subdivision	Treanor	Thu 9/1/22	Sat 8/30/25	\$0	\$0	In Construction																	
23-03		Rancho Cañada Village Subdivision	Treanor	Wed 3/1/23	Tue 6/1/27	\$0	\$0	In Construction																	
		<u>Other Non-Capital Projects</u>																							
		Source Control Six Sigma	Henson	Thu 3/1/18	Thu 3/1/18	\$0	\$0	Compliance Phase																	
22-01	5500.006	Long Term SLR Planning	Henson	Mon 5/3/21	Wed 2/29/40	\$0	\$0	2025 Study Complete																	
		Lab ELAP Accreditation	Serageldin	Thu 5/1/25	Fri 5/1/26	\$0	\$0	In Progress																	

Project: Projects Implementation Plan Date: Wed 4/22/26 Task Summary Manual Summary Rollup Manual Summary % Complete



Treatment Plant Capital Project Summaries



Photo: Existing dilapidated fence

Project Number:	19-18	
Project Name:	WWTP Perimeter Improvements	
Project Location:	Wastewater Treatment Plant	
Project Manager:	Bandy	
Status:	Fence replacement bidding	
Project Description:	Replace existing perimeter security fence and gates, add new emergency vehicle gate, remove perimeter Eucalyptus trees	
Department:	Treatment	
Financial:	Cumulative Budget: \$945,460	Cumulative Spent: \$370,043
	FY Budget: \$810,000	FY Spent: \$541,593
Reclamation Share:	N/A	
Other Entities:	N/A	
Permits Required:	California Environmental Quality Act (CEQA) Mitigated Negative Declaration (MND), Coastal Developmental Permit (CDP) Notification	
Challenges:	Environmental Mitigations	
Schedule:	Tree removal completed Feb 2026. Fence replacement bidding for award in March 2026.	
Consultants:	Kennedy Jenks, Denise Duffy & Associates, Terracon	
Contractor:	Skyview Tree Experts, Inc./TBD	



Photo: Gas Meter on North Side of River

Project Number:	22-03	
Project Name:	WWTP Utility Mains Relocation	
Project Location:	Wastewater Treatment Plant	
Project Manager:	Bandy	
Status:	90% Design, CEQA underway	
Project Description:	The natural gas and water utility service lines cross the Carmel River to reach the WWTP. These PVC lines have a high risk of failure. The gas line is needed for plant operations to provide supplementary heating to the digesters for thermophilic digestion. 12 kV PG&E power will be undergrounded as part of the project.	
Department:	Treatment	
Financial:	Cumulative Budget: \$291,533	Cumulative Spent: \$263,032
	FY Budget: \$110,000	FY Spent: \$81,499
Reclamation Share:	N/A	
Other Entities:	Cost Share w/ Collections @ 5.5%	
Permits Required:	TBD	
Challenges:	Coordination with State Parks, PG&E and CalAM	
Schedule:	CEQA analysis underway. Construction est. fall 2026.	
Consultants:	Kennedy Jenks, Denise Duffy & Associates	
Contractor:	TBD	



Photo: Office trailers at WWTP

Project Number:	25-02	
Project Name:	WWTP Site Improvements	
Project Location:	Wastewater Treatment Plant	
Project Manager:	Bandy	
Status:	Preliminary Design	
Project Description:	The office trailers at the WWTP do not have adequate space for current and future staff and have reached the end of their useful life. The pavement is in poor condition and several vaults and lids are failing. Project is inclusive of Equipment Enclosures, Plant Paving and Vault Lids, Plant Landscaping, and Office Trailer Replacements line items in the FY2025/26 LT Treatment CIP.	
Department:	Treatment	
Financial:	Cumulative Budget:	Cumulative Spent:
	\$1,880,000	\$35,155
Reclamation Share:	FY Budget:	FY Spent:
	\$150,000	\$35,155
Other Entities:	N/A	
Permits Required:	Cost Share w/ Collections @ 5.5%	
Challenges:	TBD	
Schedule:	Seismic design requirements	
Consultants:	Design contract for BOD consideration in March, construction planned in Q4 2026.	
Contractor:	Kennedy/Jenks	
Contractor:	TBD	

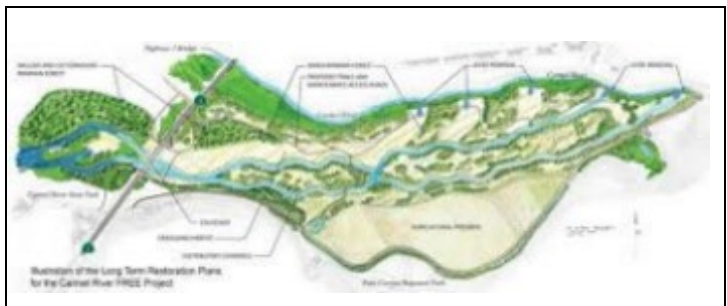


Photo: Carmel River Floodplain Restoration and Environmental Enhancement (CRFREE)

Project Number:	19-21	
Project Name:	Carmel River Floodplain Restoration & Environmental Enhancement (CRFREE) Mitigation	
Project Location:	Carmel River Lagoon	
Project Manager:	Treanor	
Status:	Pending County Funding Agreement	
Project Description:	The CRFREE Project intends to create a new river channel in the Carmel River lagoon floodplain, which will significantly impact existing wastewater pipelines that cross the lagoon. To fully mitigate impacts from CRFREE the pipelines, which are currently crossing over a portion of the lagoon, are proposed to be installed underground using Horizontal Directional Drilling construction methods.	
Department:	Engineering	
Financial:	Coastal Conservancy Grant Budget:	Cumulative Spent:
	\$750,000	\$618,569
		FY Spent:
		\$0
** Project is being funded by CRFREE initiated grants		
Reclamation Share:	N/A	
Other Entities:	Monterey County	
Permits Required:	Coastal Commission, CA Fish and Wildlife, Army Corp of Engineers, Regional Water Quality Control Board (RWQCB)	
Challenges:	Construction near environmentally sensitive habitat and obtaining new easement from State Parks	
Schedule:	Pending funding agreement	
Consultants:	Design: Kennedy Jenks and Staheli Trenchless CEQA: Johnson Marigot	
Contractor:	TBD	



Photo: Conceptual Rendering of Public Use and Bridge

Project Number:	22-04	
Project Name:	CAWD Bridge and Trail Project	
Project Location:	Wastewater Treatment Plant	
Project Manager:	Treanor	
Status:	Preliminary design	
Project Description:	Construct a new bridge at the location of the existing CAWD bridge over the Carmel River. The Bridge would be open for public use and would allow for new walking trails to connect the City of Carmel-by-the-Sea (Mission Trail) to the Regional Parks (Palo Corona).	
Department:	Treatment	
Financial:	Cumulative Budget:	Cumulative Spent:
	\$144,845	\$30,598
	FY Budget:	FY Spent:
	\$127,600	\$15,663
**No budget. Funding potential via Carmel River settlement grants.		
Reclamation Share:	N/A	
Other Entities:	State Parks, Diocese of Monterey, City of Carmel-by-the-Sea, Regional Parks District	
Permits Required:	TBD	
Challenges:	Obtaining funding and community support	
Schedule:	Preliminary design underway	
Consultants:	MME Civil + Structural	
Contractor:	TBD	

Reclamation Capital Project Summaries



Photo: Exterior of Tertiary Building

Project Number:	22-05	
Project Name:	Reclamation MF/RO and Tertiary System 15-Year Capital Improvement Program (CIP) Master Plan Phase II	
Project Location:	Reclamation – Microfiltration (MF)/Reverse Osmosis (RO) and Tertiary Building	
Project Manager:	Bandy	
Status:	Phase 2 – Alternatives Analysis-In Progress	
Project Description:	Asset management condition and risk evaluations, development of projections of capital expenditures, and preliminary engineering planning	
Department:	Treatment	
Financial:	Cumulative Budget: \$349,250	Cumulative Spent: \$91,609
	FY Budget: \$204,625	FY Spent: \$91,609
Reclamation Share:	100%	
Other Entities:	Reclamation Project	
Permits Required:	None	
Challenges:	Complexity	
Schedule:	Master planning est. complete May 2026	
Consultants:	Kennedy Jenks, Trussell Technologies, Inc.	
Contractor:	N/A	

Collections Capital Project Summaries



Photo: Aerial gravity pipe in easement

Project Number:	19-03	
Project Name:	Carmel Meadows Sewer Replacement	
Project Location:	Collection System	
Project Manager:	Treanor	
Status:	Design Update in Progress	
Project Description:	Replace 1,300 feet of Ductile Iron Pipe (DIP) on an aerial span and eight manholes by constructing a small pump station at the end of Mariposa Drive. Located on an easement parallel to Ribera Road. Line was originally installed in the early 1960's.	
Department:	Collections	
Financial:	Cumulative Budget:	Cumulative Spent:
	\$1,233,817	\$1,209,721
Financial:	FY Budget:	FY Spent:
	\$300,000	\$227,621
Permits Required:	Local Coastal Development Permit	
Challenges:	Community Buy-In	
Schedule:	TBD	
Consultants:	Kennedy Jenks Consultants	
Contractor:	TBD	



Photo: Sagged Pipeline

Project Number:	25-01	
Project Name:	Carmel Meadows Sewer Interim Repairs	
Project Location:	Collection System	
Project Manager:	Henson	
Status:	Bid Phase	
Project Description:	Minor repairs to easement sewer line in response to Violation Letter from Regional Water Quality Control Board. Costs for interim repairs are being combined with Project 19-03.	
Department:	Collections	
Financial:	Cumulative Budget:	Cumulative Spent:
	\$0	\$0
Financial:	FY Budget:	FY Spent:
	\$0	\$0
Reclamation Share:	0%	
Other Entities:	Regional Water Quality Control Board	
Permits Required:	Minor Repairs Exempt	
Challenges:	Construction on hillside	
Schedule:	Contract award in March	
Consultants:	Kennedy/Jenks	
Contractor:	Pending	



Photo: Project Map

Project Number:	20-08	
Project Name:	Scenic Rd Pipe Bursting - Ocean to Bay	
Project Location:	Collection System	
Project Manager:	Treanor	
Status:	Construction Phase	
Project Description:	Replace approx. 10,561 linear feet of existing 6-inch clay pipe with 8-inch High-Density Polyethylene (HDPE), manhole rehabilitation.	
Department:	Collections	
Financial:	Cumulative Budget:	Cumulative Spent:
	\$5,328,047	\$4,954,853
Financial:	FY Budget:	FY Spent:
	\$4,575,000	\$4,196,456
Reclamation Share:	0%	
Other Entities:	Carmel-by-the-Sea, Monterey Co, Coastal Commission	
Permits Required:	CEQA & Coastal Development permits from City and County	
Challenges:	Traffic control and schedule constraints. Cultural Resources at southern end of project.	
Schedule:	Construction underway.	
Consultants:	MNS, Harris & Assoc., TBC Communications	
Contractor:	KJ Woods	

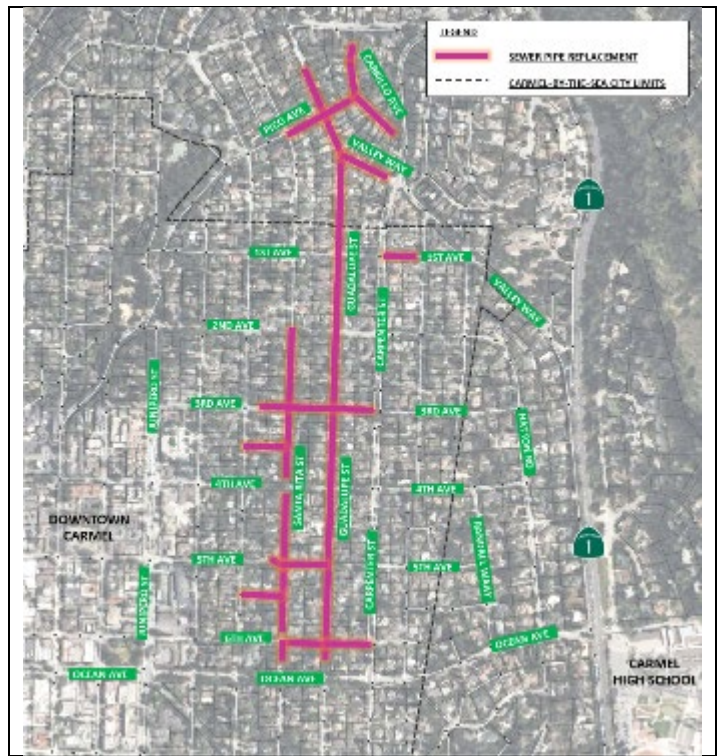


Photo: Project Map

Project Number:	23-01	
Project Name:	Santa Rita & Guadalupe	
Project Location:	Collection System	
Project Manager:	Treanor	
Status:	Construction Phase	
Project Description:	Approx. 5,800 ft of 6" vitrified clay pipe to be replaced with 8-inch High-Density Polyethylene (HDPE), manhole rehabilitation.	
Department:	Collections	
Financial:	Cumulative Budget:	Cumulative Spent:
	\$4,832,641	\$3,666,525
Financial:	FY Budget:	FY Spent:
	\$455,000	\$3,364,856
Reclamation Share:	0%	
Other Entities:	Carmel-by-the-Sea, Monterey Co.	
Permits Required:	None	
Challenges:	Traffic Controls	
Schedule:	Contract pipe bursting scope complete. Extra pipe bursting underway. Microsurfacing planned for Summer 2026.	
Consultants:	MNS, Harris & Assoc., TBC Communications	
Contractor:	Pacific Trenchless	

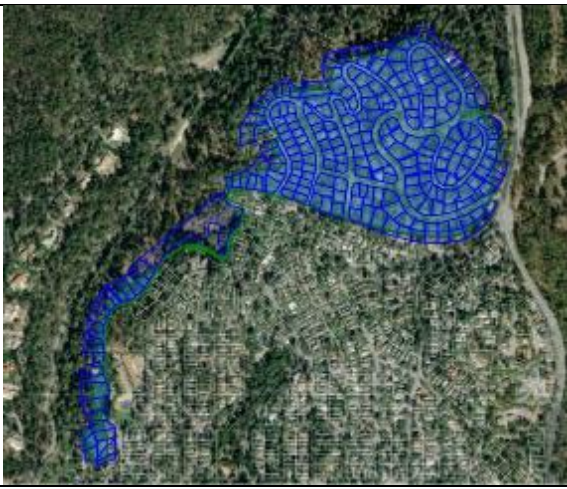


Photo: Carmel Woods and Pescadero Rd Map

Project Number:	21-05	
Project Name:	Carmel Woods and Pescadero Sewer Improvements	
Project Location:	Collection System	
Project Manager:	Bandy	
Status:	In Design / CEQA	
Project Description:	Install new pipe in road to divert majority of flow from pipe on slope.	
Department:	Collections	
Financial:	Cumulative Budget:	Cumulative Spent:
	\$612,508	\$637,745
Financial:	FY Budget:	FY Spent:
	\$200,000	\$214,966
Reclamation Share:	0%	
Other Entities:	N/A	
Permits Required:	Environmental Review	
Challenges:	Narrow road, depth of manholes, environmentally sensitive area	
Schedule:	CEQA analysis underway, design completion est. Q3 2026, construction starts est. Q4 2026.	
Consultants:	MNS, Denise Duffy, TBC Communications & Media	
Contractor:	TBD	



Photo: Looking at Pump Station Exterior

Project Number:	20-07	
Project Name:	Bay/Scenic Pump Station Rehabilitation	
Project Location:	Collection System	
Project Manager:	Henson	
Status:	On Hold	
Project Description:	Eliminate flooding risk by relocating electrical panels above grade.	
Department:	Collections	
Financial:	Cumulative Budget:	Cumulative Spent:
	\$314,065	\$196,021
Financial:	FY Budget:	FY Spent:
	\$150,000	\$31,957
Reclamation Share:	0%	
Other Entities:	Carmel-by-the-Sea, Coastal Commission	
Permits Required:	Exemptions from CEQA and Coastal dependent on panel location requirements.	
Challenges:	Traffic Control, Panel Location away from bluff	
Schedule:	Design planned to restart Q2 2025, construction in FY2026/2027	
Consultants:	TBD	
Contractor:	Pending	

Highlands Force Main Retrofits #24-04



Project Number:	24-04	
Project Name:	Highlands Force Main Retrofits	
Project Location:	Collection System	
Project Manager:	Bandy	
Status:	In Construction	
Project Description:	Replace PVC flushing inlets.	
Financial:	Cumulative Budget: \$0	Cumulative Spent: \$0
	FY Budget: \$0	FY Spent: \$0
Other Entities:	California State Parks	
Permits Required:	CalTrans Encroachment	
Challenges:	Construction along Hwy 1	
Schedule:	Construction in March 2026.	
Consultants:	MNS Engineers	
Contractor:	Rooter King	

Collections Non-Capital Project Summaries



Photo: Pipe Repairs

Project Number: 24-01		
Project Name: 2025 Sewer Pipe Repairs		
Project Location: Collection System		
Project Manager: Lauer		
Status: In Progress		
Project Description: Miscellaneous repairs of existing pipes in the collection system		
Department: Collections		
Financial:	Cumulative Budget:	Cumulative Spent:
	\$610,000	N/A
Financial:	FY Budget:	FY Spent:
	\$200,000	\$0.00
Other Entities: N/A		
Permits Required: City and County Encroachment Permits		
Challenges: Varied site conditions from location to location, as well as various types of deficiencies to repair throughout the collections system.		
Schedule: Ongoing		
Contractor: TBD		



Photo: Inside of Sewer Manhole

Project Number: 24-02		
Project Name: 2025 Manhole Coating		
Project Location: Collection System		
Project Manager: Lauer		
Status: On Hold		
Project Description: Coating manholes to extend life span		
Department: Collections		
Financial:	Cumulative Budget:	Cumulative Spent:
	\$660,000	N/A
Financial:	FY Budget:	FY Spent:
	\$200,000	0
Other Entities: N/A		
Permits Required:		
Challenges:		
Schedule:		
Contractor: TBD		

Assessment Districts/Annexations

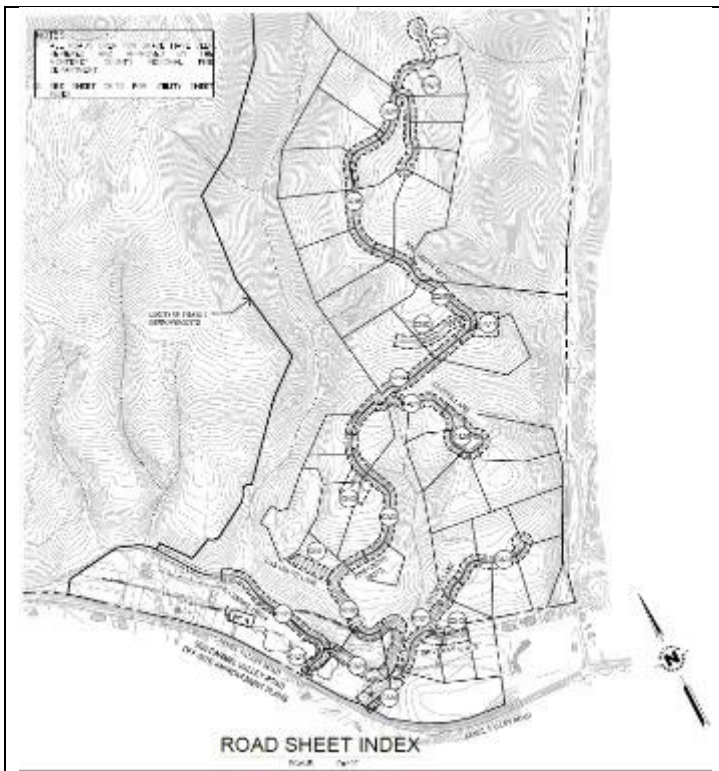


Photo: Map of September Ranch Subdivision

Project Number:	18-29	
Project Name:	September Ranch Subdivision	
Project Location:	Collection System	
Project Manager:	Trenor	
Status:	In Construction	
Project Description:	New housing subdivision is being built. Sewer infrastructure is being constructed by developer under jurisdiction of CAWD. Approximately 35 undeveloped lots.	
Department:	Collections	
Financial: this is an unbudgeted item-under repayment agreement	Cumulative Budget:	Cumulative Spent:
	\$0	\$0
Other Entities:	FY Budget:	FY Spent:
	\$0	\$0
Permits Required:	Developer Obtained Permits	
Challenges:	Construction by developer.	
Schedule:	Construction underway	
Consultants:	MNS Engineers, Inc.	
Contractor:	Don Chapin	

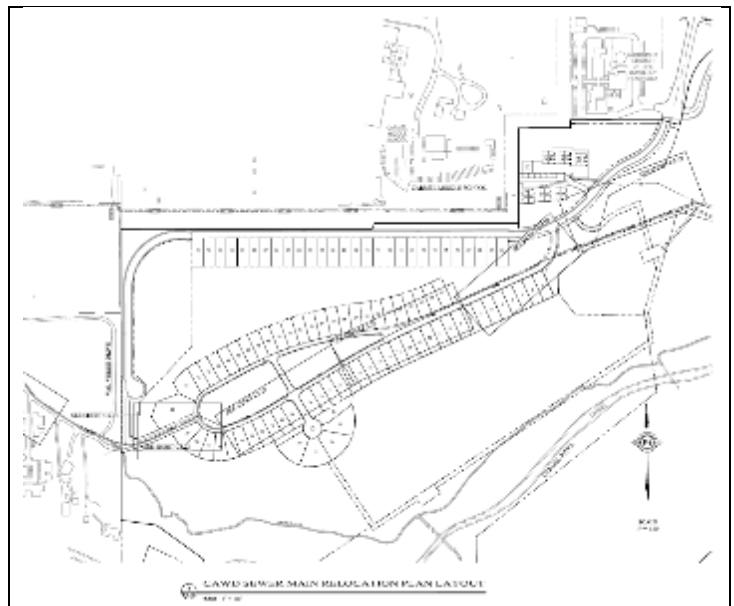


Photo: Location of Rancho Cañada Village Subdivision

Project Number:	23-03	
Project Name:	Rancho Cañada Village Subdivision	
Project Location:	Collection System	
Project Manager:	Trenor	
Status:	Sewer Agreement	
Project Description:	New housing subdivision is being built. Sewer infrastructure is being constructed by developer under jurisdiction of CAWD.	
Department:	Collections	
Financial: this is an unbudgeted item-under repayment agreement	Cumulative Budget:	Cumulative Spent:
	\$0	\$0
Other Entities:	FY Budget:	FY Spent:
	\$0	\$0
Permits Required:	Developer Obtained Permits.	
Challenges:	Construction by developer.	
Schedule:	Construction underway	
Consultants:	Unknown	
Contractor:	Unknown	

Other Non-Capital Project Summaries

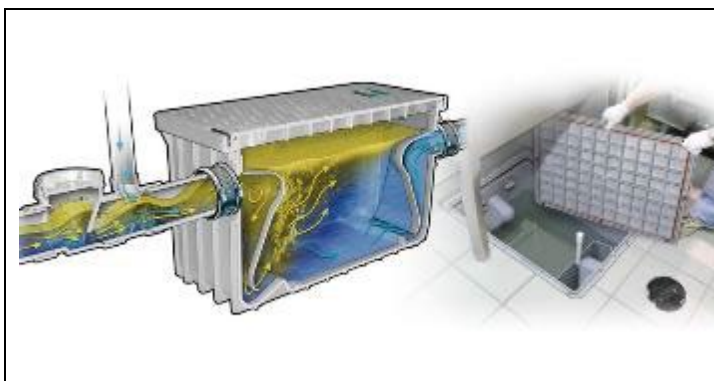


Photo: Grease Trap Graphic

Project Number:		N/A	
Project Name:		Source Control -Environmental Compliance -Six Sigma	
Project Location:		Collection System	
Project Manager:		Henson	
Status:		Compliance Phas4e	
Project Description:		A Six Sigma project to improve source control for grease laden wastewater being discharged from restaurants. Grease problems are ongoing and require more oversight of restaurants' grease control activities.	
Department:		Engineering	
Financial:		Cumulative Budget:	Cumulative Spent:
		\$0	\$2,000
Permits Required:		FY Budget:	FY Spent:
		\$0	\$0
Permits Required:		None	
Challenges:		Restaurant plumbing.	
Schedule:		Compliance letters being sent to restaurants	
Consultants:		n/a	



Photo: California coastline

Project Number:		22-01	
Project Name:		Long-Term Sea Level Rise Planning	
Project Location:		Treatment Plant	
Project Manager:		Henson	
Status:		2025 Study Complete	
Project Description:		As conditions of Coastal Permit #3-82-199-A8 - the District submitted its Five-Year Hazards and Local Projects Update on 5-1-25.	
Department:		Administration	
Financial:		Cumulative Budget:	Cumulative Spent:
		\$0	\$0
Permits Required:		FY Budget:	FY Spent:
		\$0	\$0
Permits Required:		In response to California Coastal Commission	
Challenges:		Establishing focus on long term objectives and committing to follow through items as outlined.	
Schedule:		Most recent five-year hazards & Local Projects Update study completed in May 2025.	
Consultants:		Greeley & Hansen	



Photo: CAWD Lab

Project Number:	N/A	
Project Name:	Lab ELAP Accreditation	
Project Location:	Laboratory	
Project Manager:	Serageldin	
Status:	In Progress	
Project Description:	State Water Quality Control Board Environmental Lab Accreditation Program (ELAP) ensures laboratories generate environmental and public health data of known, consistent, and documented quality to meet stakeholder needs.	
Department:	Laboratory	
Financial:	Cumulative Budget: \$0	Cumulative Spent: \$0
	FY Budget: \$0	FY Spent: \$0
Permits Required:	N/A	
Challenges:	Complexity of TNI standards	
Schedule:	ELAP audit passed in January 2026, application for renewed accreditation underway estimated approval April 2026.	
Consultants:	N/A	



Photo: CAWD Lab

Project Number:	N/A	
Project Name:	Lab ELAP Accreditation	
Project Location:	Laboratory	
Project Manager:	Serageldin	
Status:	In Progress	
Project Description:	State Water Quality Control Board Environmental Lab Accreditation Program (ELAP) ensures laboratories generate environmental and public health data of known, consistent, and documented quality to meet stakeholder needs.	
Department:	Laboratory	
Financial:	Cumulative Budget: \$0	Cumulative Spent: \$0
	FY Budget: \$0	FY Spent: \$0
Permits Required:	N/A	
Challenges:	Complexity of TNI standards	
Schedule:	ELAP audit passed in January 2026, application for renewed accreditation underway estimated approval April 2026.	
Consultants:	N/A	



Photo: CAWD Lab

Project Number:	N/A	
Project Name:	Lab ELAP Accreditation	
Project Location:	Laboratory	
Project Manager:	Serageldin	
Status:	In Progress	
Project Description:	State Water Quality Control Board Environmental Lab Accreditation Program (ELAP) ensures laboratories generate environmental and public health data of known, consistent, and documented quality to meet stakeholder needs.	
Department:	Laboratory	
Financial:	Cumulative Budget: \$0	Cumulative Spent: \$0
	FY Budget: \$0	FY Spent: \$0
Permits Required:	N/A	
Challenges:	Complexity of TNI standards	
Schedule:	ELAP audit passed in January 2026, application for renewed accreditation underway estimated approval April 2026.	
Consultants:	N/A	

STAFF REPORT



To: Board of Directors

From: Chris Foley, Facilities Manager

Date: April 30, 2026

Subject: Monthly Treatment Plant Report – March 2026

RECOMMENDATION

Receive Report- Informational only; no action required.

TREATMENT PLANT OVERVIEW

Operations

- Variable Frequency Drives were added to the Dewatering Filtrate Pumps, which send water that is removed by the screwpress to the Dissolved Air Floatation Thickener (DAFT). The DAFT thickens any solids before they are sent to the digester.

The filtrate pumps previously were full speed only and would send a large slug of water through the DAFT process, which overloaded the DAFT resulting in less thickening and operational challenges.

- Staff toured the Cayucos Wastewater Treatment plant in Morro Bay. Cayucos operates a Membrane Bioreactor (MBR) process. A Membrane Bioreactor (MBR) is an advanced wastewater treatment technology that combines biological degradation (using microorganisms) with membrane filtration (typically microfiltration or ultrafiltration) for solid-liquid separation. It replaces traditional secondary clarifiers, producing high-quality effluent, reducing footprint, and enabling water reuse, which is one alternative solution for the reclamation capital improvement design.

Staff asked questions of Cayucos operators and after the site visit will continue to work with engineering on options to implement an MBR at the treatment plant.

- Matt Green, Chief Plant Operator, and Patrick Treanor, District Engineer, presented an overview of the Carmel Area Wastewater District internship program to Monterey Peninsula College students.

Projects

- Two internship tours were held for Carmel High School students. Interviews will be completed in April with the goal of offering summer internships to two students.
- Interval time strategy implemented for the Equalization (EQ) Basin air blower. This slightly reduces energy consumption since off interval is 25% of the time and appears to influence Biological Oxygen Demand loading to the aeration system resulting in more consistent food for microorganisms (bugs). Staff will continue to monitor and make adjustments.
- The new microturbine gas compressor was installed. The piping fabrication was completed by a certified welder, and the system is ready to commission.
- New pressure transducers installed at Primary pumps to monitor discharge pressure and thickness of the sludge when pumped. This has the potential to provide real time data to assist operations in control of primary clarifier sludge blanket. Traditionally, the operations staff use a manual instrument called a sludge judge to monitor water quality. This would be a new innovative approach to monitor the sludge blanket, which could provide more insight to operations to when optimizing sludge pumping intervals.

Maintenance

- Squeegee on rake arm (skims the top of the clarifier) on Primary Clarifier 2 was replaced. This is a critical part of the process to ensure adequate water is applied to the trough, so the piping does not clog from skimmed material.
- Collections assisted treatment plant staff with cleaning the primary scum line. This line collects solids from the bottom of the primary clarifiers. If it becomes clogged, the primary clarifiers do not operate efficiently.

RECLAMATION OVERVIEW

Operations

- Irrigation started again on March 4th and ran through end of March. The month began with 114.8 MG and ended with 110.5 MG.
- Train A Reverse Osmosis (RO) Clean in Place (CIP) was completed on all 4 stages.

- Train B RO CIP is currently in progress on all 4 stages. The CIP of all 4 stages was based on the recommendations from Trussell Technologies, and it is the first time in 4 years that a CIP was required on stages 1 and 2. The RO membranes are near the end of their historical life but still performing with the goal of maximizing their life by performing CIP on all 4 stages.

Maintenance

- Rebuilt Reclaim pump was returned installed and currently running. This pump sends reclamation water to Pebble Beach and is the 2nd of 3 rebuilds. The 3rd pump will be rebuilt next winter.
- Maintenance calibrated the analog signal for the blend turbidity meter. The analog is calibrated annually, but operations noticed the discrepancy and informed maintenance. This is a permit meter and demonstrates why redundancy and verification is important for instrumentation.
- A blown fuse was discovered in the Microfiltration cabinet, which caused the MF and RO to shut down. The blown fuse occurred during a preventative maintenance work order and the indicator for the fuse failed, so it took some more in-depth troubleshooting to identify which fuse was blown. The issue was resolved within a few hours, and the faulty blown fuse indicator was replaced.

PERMIT UPDATES

WASTE DISCHARGE REQUIREMENTS (WDR) ORDER NO. R3-2014-0012 (OCEAN DISCHARGE)

- No Violations were reported
- Monthly NPDES report was successfully submitted

WASTE DISCHARGE REQUIREMENTS (WDR) ORDER NO. 93-72 (RECLAMATION)

- Quarterly reporting is in progress and will be submitted in May with no violations

FUNDING

N/A – Informational item only.

STAFF REPORT



To: Board of Directors
From: Alex Henson, Associate Engineer
Date: April 30, 2026
Subject: Source Control Update

RECOMMENDATION

Receive Report- Informational only; no action required.

DISCUSSION

This report is an update on Source Control activities associated with Fats, Oils, and Grease (FOG) discharge control activities.

A second round of notices of non-compliance were mailed in March 2026, and staff have subsequently coordinated with several restaurants to clarify violations of the Carmel Area Wastewater District's (CAWD) Uniform Plumbing Ordinance, outline recommended steps toward compliance, and provide resources and support through the process.

Below are the restaurants that CAWD has been in contact with:

Restaurant	Coordination	Site Visit
Casanova	Yes	Yes
Vesuvio	Yes	No
Carmel's Bistro Giovanni	Yes	Yes
Café Carmel	Yes	Yes
Highlands Inn	Yes	Yes
Katy's Place	Yes	Yes

Following issuance of a non-compliance letter with the first round of notices, Grasing's Restaurant completed required improvements, including installation of a new grease trap system. The system was inspected and found compliant, and their plumbing permit was subsequently issued.

Schier GB-75 being installed at Grasing's Restaurant.



FUNDING

N/A Information Only

Resolutions

STAFF REPORT



To: Board of Directors

From: Jeff Bandy, Principal Engineer

Date: April 30, 2026

Subject: Authorize Professional Engineering Services for the 15-year Reclamation Capital Improvements Program Master Plan Phase 2 – TYLin International

RECOMMENDATION

It is recommended that the Board of Directors adopt a resolution authorizing the General Manger to execute an Amendment to a Professional Services Agreement with TYLin International (TYLin) to provide additional professional services for Phase 2 of the 15-year Capital Improvements Program (CIP) Master Plan Phase 2 in an amount not exceed \$10,000.

DISCUSSION

TYLin has fully expended their authorized budget under the original contract, totaling \$34,940 and dated August 20, 2025, for value engineering and constructability review of the 15-Year Reclamation CIP Master Plan Phase 2. TYLin has provided excellent technical expertise and collaboration, and their continued involvement will support staff and add value while finalizing the master plan documents. The master plan is expected to be completed in early June. An amendment to the existing agreement is needed for these additional professional services.

FUNDING

Pebble Beach Company has approved the proposed contract amendment per the attached email chain.

Attachment:

1. Approval from Reclamation Management Group stakeholders (email)



Re: Request to authorize contract amendment with TYLin (Val Frenkel) for 15-Year Reclamation CIP Master Plan

From Reitz, Brent <reitzb@pebblebeach.com>

Date Fri 4/3/2026 5:39 PM

To Matthews, Judah <MatthewJ@pebblebeach.com>

Cc jhuston@ncga.org <jhuston@ncga.org>; JJ West <jjwest@mpccpb.org>; Jeff Bandy <bandy@cawd.org>

This email originated from outside the organization. Do not click links or open attachments unless you recognize the sender and know the content is safe. Jeff: Please consider this email chain as Approval of your budget increase request of \$10K for continued 15-Yr CIP Design Oversight by Val.

Thanks,
Brent Reitz
Pebble Beach Company

Sent from my iPhone

On Apr 3, 2026, at 4:09 PM, Matthews, Judah <MatthewJ@pebblebeach.com> wrote:

Just talked to BR. Ok by me.

Judah Padilla Matthews | SVP, CFO
2700 17 Mile Drive | Pebble Beach, CA 93953
P: 831.622.6431

From: Reitz, Brent <reitzb@pebblebeach.com>

Sent: Friday, April 3, 2026 4:00 PM

To: Joe Huston <jhuston@ncga.org>

Cc: JJ West <jjwest@mpccpb.org>; Matthews, Judah <MatthewJ@pebblebeach.com>; Jeff Bandy <bandy@cawd.org>

Subject: Re: Request to authorize contract amendment with TYLin (Val Frenkel) for 15-Year Reclamation CIP Master Plan

Thanks Joe & JJ.

Judah: Please weigh in.

Feel free to reach out with any questions you may have.

Thanks All,
br
Sent from my iPhone

On Apr 3, 2026, at 12:04 PM, Joe Huston <jhuston@ncga.org> wrote:

This message originated from an outside source:

Use caution in opening links or attachments.

Agree. We support the proposal as well. Thank you.
Joe

On Apr 3, 2026, at 11:05 AM, JJ West <jjwest@mpccpb.org> wrote:

MPCC supports this!

<image001.png> **JJ West, CCM**
General Manager
Monterey Peninsula Country Club

3000 Club Road
Pebble Beach, CA 93953
T: 831.333.2200
www.mpccpb.org

From: Reitz, Brent <reitzb@pebblebeach.com>
Sent: Thursday, April 2, 2026 2:30 PM
To: Matthews, Judah <MatthewJ@pebblebeach.com>; JJ West <jjwest@mpccpb.org>; Joe Huston (jhuston@ncga.org) <jhuston@ncga.org>
Cc: Jeff Bandy <bandy@cawd.org>
Subject: FW: Request to authorize contract amendment with TYLin (Val Frenkel) for 15-Year Reclamation CIP Master Plan

Fellows: I am in support of granting the request below.
I have been in attendance of every working-meeting regarding our CIP Plan for CAWD's Plant.
Val Frankel has been a strong player in this effort and I agree with Jeff Bandy that his oversight of the Draft Complete Masterplan prior to finalizing, would be money well spent.

If you are in support of Jeff's request for an additional \$10K please reply and if we get 100% agreement, I'll authorize Jeff to proceed.
Feel free to call anytime with any questions you may have.

Thank You,

Brent Reitz
Director of Reclaimed Water Project

PBC
831-277-7897 cell

From: Jeff Bandy <bandy@cawd.org>
Sent: Thursday, April 2, 2026 2:13 PM
To: Reitz, Brent <reitzb@pebblebeach.com>
Subject: Request to authorize contract amendment with TYLin (Val Frenkel) for 15-Year Reclamation CIP Master Plan

This message originated from an outside source:

Use caution in opening links or attachments.

Hi Brent--

I'd like to request that we provide a \$10,000 contract amendment for TYLin for some additional time to review our draft final master plan, which is currently being prepared and should be ready in early May.

In August 2025, PBC authorized a \$34,940 contract with TYLin, Inc. for value engineering and constructability review of the master planning documents. Val has participated in several workshops and has provided valuable input over the past nine months based on his extensive, international experience with industrial and municipal reuse applications, particularly membrane filtration technologies and membrane bioreactors. His technical knowledge has improved the quality of the consultant's work products and communications within the team. Val's contract has been expended, and CAWD recommends that PBC approve a \$10,000 amendment to the existing contract for value engineering review of the draft master plan. These additional services will ensure that the master planning team delivers the most complete deliverables that we can. If PBC approves, I can bring this amendment to our BOD for approval at our April BOD meeting.

Thanks,

Jeff

Jeff Bandy, P.E., Ph.D.
Principal Engineer | Carmel Area Wastewater District
831-917-1423 (cell)
831-257-0436 (office)
bandy@cawd.org
<image002.png>

RESOLUTION NO. 2026-33

A RESOLUTION AUTHORIZING THE GENERAL MANAGER TO EXECUTE AN AMENDED CONTRACT WITH TYLIN INTERNATIONAL FOR PROFESSIONAL SERVICES IN AN AMOUNT NOT TO EXCEED \$10,000 TO PROVIDE ADDITIONAL VALUE ENGINEERING AND CONSTRUCTABILITY REVIEW FOR THE RECLAMATION 15-YEAR CAPITAL IMPROVEMENT PROJECTS MASTER PLAN PHASE 2

-oOo-

WHEREAS, the District requires additional professional services from TYLin International for value engineering and constructability review services during preparation of the Reclamation 15-Year Capital Improvement Projects Master Plan Phase 2; and

WHEREAS, TYLin International has performed adequately under the existing contract previously authorized by the Board and has demonstrated expertise in the field of services required;

WHEREAS, the Board of Directions is convinced by the staff report that this amendment to the professional services contract is necessary, and the Board of Directors further finds that the approval furthers the mission of the District to treat wastewater in a cost-effective manner and return clean water to the environment.

NOW, THEREFORE, BE IT RESOLVED by the Board of Directors of the Carmel Area Wastewater District that it does hereby authorize the General Manager to enter into an amended professional services agreement to increase the prior contract with TYLin International for engineering services during preparation of the Reclamation 15-

Year Master Capital Improvement Project Master Plan Phase 2 by \$10,000.

PASSED AND ADOPTED at a regular meeting of the Board of Directors of the Carmel Area Wastewater District duly held on April 30, 2026, by the following vote:

AYES: BOARD MEMBERS:

NOES: BOARD MEMBERS:

ABSENT: BOARD MEMBERS:

Robert Siegfried, President of the Board

ATTEST:

Domine Barringer, Board Clerk

STAFF REPORT



To: Board of Directors

From: Chris Foley, Facilities Manager

Date: April 30, 2026

Subject: Contract Award- Lab Heating Ventilation Air Conditioning (HVAC) - Airtec Service

RECOMMENDATION

It is recommended that the Board of Directors adopt a resolution awarding a contract for the new lab HVAC system in the amount of \$46,232 to the lowest responsive and responsible bidder, Airtec Service, and authorize the General Manager to sign and execute a contract with Airtec Service to complete this work per bid documents.

DISCUSSION

The laboratory HVAC system has reached the end of its useful life and requires replacement to ensure reliable temperature control. Stable environmental conditions are critical for an accredited laboratory. Instruments are highly temperature sensitive and depend on proper HVAC performance to ensure accuracy and reliable performance. The existing unit was installed in 2014 and the required annual maintenance is completed every year. Even with regular maintenance the unit has had multiple failures in the last 2 years.

Following an inspection by the contractor, full replacement of the unit was recommended. Staff conducted an independent assessment and reached the same conclusion, determining that complete replacement is necessary to ensure long-term reliability and consistent performance.

The bid was publicly advertised on two occasions and the second advertisement was sent to three different HVAC contractors. The initial publication in January 2026 resulted in no responses. The sealed bid was subsequently opened on March 25th, 2026 at the District Administration building. One bid was received and was below the budgeted amount of \$50,000. Airtec was the sole and lowest bidder and met all the bid requirements for experience and resources.

FUNDING

Treatment Plant Capital Equipment Budget FY 2025/26- \$50,000 Budgeted

RESOLUTION NO. 2026-34

A RESOLUTION ACCEPTING THE LOWEST RESPONSIBLE AND RESPONSIVE BID FOR THE LAB HEATING, VENTILATION AND AIR CONDITIONING (HVAC) REPLACEMENT PROJECT AND AUTHORIZING THE GENERAL MANAGER TO EXECUTE A CONTRACT WITH AIRTEC SERVICES IN AN AMOUNT NOT TO EXCEED \$46,232 IN FISCAL YEAR (FY) 2025-2026.

-oOo-

WHEREAS, the Board of Directors authorized solicitations of bids for said project in Resolution No. 2026-12; and

WHEREAS, Airtec Services submitted the lowest responsible and responsive bid of \$46,232; and

WHEREAS, the lab HVAC system is past its useful life; and

WHEREAS the lab HVAC is necessary equipment to meet laboratory compliance: and

NOW, THEREFORE, BE IT RESOLVED, that the Board of Directors of the Carmel Area Wastewater District (CAWD), as follows:

1. That the Board accepts the lowest responsible and responsive bidder (i.e. Airtec Services) and awards the contract for the Lab HVAC Replacement to said bidder at the bid price of \$46,232.
2. The Board of Directors further finds that the approval of a new HVAC system for the laboratory furthers the mission of the District to treat wastewater in a cost-effective manner.
3. That the Board authorizes and directs the General Manager to execute a written contract with the successful bidder and commence construction of the project.

PASSED AND ADOPTED at a regular meeting of the Board of Directors of the Carmel Area Wastewater District duly held on April 30th, 2026 by the following vote:

AYES: BOARD MEMBERS:
NOES: BOARD MEMBERS:
ABSENT: BOARD MEMBERS:
ABSTAIN: BOARD MEMBERS:

Robert Siegfried, President of the Board

ATTEST: _____
Domine Barringer, Board Clerk

STAFF REPORT



To: Board of Directors

From: Chris Foley, Facilities Manager

Date: April 30, 2026

Subject: Authorization To Purchase One Polyblend Polymer Feed System from G3 Engineering

RECOMMENDATION

It is recommended that the Carmel Area Wastewater District (CAWD) Board of Directors approve the purchase, from the Fiscal Year (FY) 2025–26 Reclamation Budget, of **one Polyblend Polymer Feed System**. The total purchase amount shall **not exceed \$40,000.00**.

DISCUSSION

The existing Polyblend Polymer Feed System was installed during the 1994 CAWD/Pebble Beach Community Special District (PBCSD) Wastewater Reclamation Project. These units add polymer to the sand filter reject water, which feeds the Eimco Delta-Stak™ clarifier. Polymer is a highly effective flocculant used in wastewater treatment to separate solids from liquid by binding particles into larger clumps (flocs), facilitating easier removal. Through this process, solids are removed and sent to the digester for further processing, while the liquid is recycled back through the reclaimed water process to increase system recovery.

These polymer units were in operation for nearly 32 years. Due to their age, the automatic control features no longer function as originally designed, and the unit lack's reliability because many of the parts required to ensure proper operation are no longer available from the manufacturer.

Replacing the existing polymer feed unit with a new **Polyblend M60-PC-S-1AA Polymer Feed System** will:

1. Ensure equipment reliability for the next 20 years.
2. Allow for automated Supervisory Control and Data Acquisition control, improved polymer dose optimization, and improved feed control through the use of a progressive cavity pump instead of a diaphragm pump.
3. Match the same model installed in the Dewatering Building as part of the 2015 Wastewater Treatment Plant Rehabilitation Project – Phase 1, allowing staff to efficiently manage the spare parts inventory.

To standardize equipment throughout the plant, reduce and manage spare parts inventory, and provide consistency in operational control and programming, staff is sole-sourcing the Polyblend unit from **G3 Engineering**, the authorized distributor in this service area.

The attached G3 Engineering, Inc. proposal is for one Polyblend Polymer Feed System in the amount of **\$34,927.00**, plus **\$3,099.77** in sales tax, for a total of **\$38,026.77**.

FUNDING

Authorize funding from the **Carmel Area Wastewater District / Pebble Beach Community Services District – Reclamation Budget**, Fiscal Year 2025–26, in an amount **not to exceed \$40,000**.

RESOLUTION NO. 2026-35

A RESOLUTION AUTHORIZING THE GENERAL MANAGER TO ENTER INTO
A CONTRACT WITH G3 ENGINEERING FOR A POLYBLEND FEED SYSTEM
NOT TO EXCEED \$40,000.00

-oOo-

WHEREAS, the Carmel Area Wastewater District (CAWD) operates a Polyblend Polymer Feed System as part of the CAWD/PBCSD Wastewater Reclamation Project constructed in 1994; and

WHEREAS, the Polyblend Polymer Feed System was originally placed into service in 1994 and were in service for 22 years; and

WHEREAS, the purchase of a replacement Polyblend Polymer Feed System will ensure continued reliable operation of the District's reclamation facilities and support cost-effective wastewater treatment; and

WHEREAS, the total purchase cost for a total not-to-exceed amount of \$38,026.77;

NOW, THEREFORE, BE IT RESOLVED

The Board of Directors of the Carmel Area Wastewater District finds that the purchase of a Polyblend Polymer Feed System, as described in the attached Staff Report, is necessary to maintain reliable and cost-effective operation of the District's reclamation facilities.

The Board of Directors hereby authorizes the General Manager to enter into a contract with G3 Engineering for the purchase of one Polyblend Polymer Feed System in an amount not to exceed **\$40,000.00**, to be funded from the FY 2025–26 Reclamation Budget.

PASSED AND ADOPTED at a regular meeting of the Board of Directors of the Carmel Area Wastewater District duly held on April, 30th 2026 by the following vote:

AYES: BOARD MEMBERS:
NOES: BOARD MEMBERS:
ABSENT: BOARD MEMBERS:
ABSTAIN: BOARD MEMBERS:

Robert Siegfried, President of the Board

ATTEST: _____
Domine Barringer, Board Clerk



P.O. Box 2148
 Granite Bay, CA 95746
 Phone (559) 348-7553
 Email richard@g3engineering.com

Quotation

Date 1/26/2026
 Quotation 1125
 Revision 0

Attention Kevin Young - Carmel Area Wastewater District
Reference Duplicate Unit to SN 555995
Subject PolyBlend Quote

Item	Qty	Description	Unit Price	Net Price
1	1	Duplicate Polyblend Unit to SN 555995. M60-PC-S-1-A-A Polymer Activation System, including Patented UGSI Mixing Chamber with Brass Impeller Constant Speed 1/2 HP, 3450 RPM, 115/230 V, 1 PH, 60 Hz (Wash-Down) 36.40" x 26.00" x 47.35" Stainless Steel Frame. Dilution Water Inlet, including: 1/2" PVC Piping for 60 GPH of Flow Solenoid Valve: 1/2" Diaphragm Check Valve: 1/2" PVC Globe Valve: 1/2" SS Flowmeters 2 GPM Primary and Secondary Dilution. Polymer Pump, including 1.0 GPH, Progressive Cavity Pump w/ Mechanical Seal, 316SS Rotor, & Viton Stator 1/2" PVC Piping for 1.0 GPH Progressive Cavity Polymer Pump w/ Mechanical Seal. Calibration Column, including Calibration Cylinder Kit. Electrical Control Panel, including Skid-Mounted Electrical Control Panel, including A CONTROLS. See attached pages for additional information. Lead Time Submittal Preparation 4-6 weeks & Manufacturing 10-12 weeks after release to production.	\$34,927.00	\$34,927.00
2	1	Freight to jobsite and startup services included		
Subtotal				\$34,927.00

Notes

- Pricing does not include sales tax. Freight terms to be FOB factory.
- Quote is valid for 30 days.
- Payment terms are net 30 days after shipment.
- Purchase order shall be made out to G3 Engineering, Inc.
- Items not specifically listed on this quote are not included in the scope and are to be supplied by others. Quote is furnish only, installation is not included. Sale is subject to G3 Engineering, Inc. standard terms and conditions.
- Genuine OEM replacement to original and existing Polyblend s/n 55595.

STAFF REPORT



To: Board of Directors

From: Chris Foley, Facilities Manager

Date: April 30, 2026

Subject: Purchase of Treatment Plant Truck (Gas Engine)

RECOMMENDATION

It is recommended that the Board of Directors adopt a resolution authorizing the General Manager to purchase a Ford F150 Gas Engine truck from The Ford Store in the amount not to exceed \$55,900.00.

DISCUSSION

The current treatment plant fleet is limited to the 2022 Toyota Truck with a Chevrolet Silverado Electric Vehicle (EV) on order. The Chevrolet Silverado EV superseded the Ford Lighting EV order that was cancelled by Ford and is required to meet the California Advanced Fleet regulation. The expected delivery date for the Chevrolet Silverado EV is July 2026.

The optimal number of vehicles for treatment plant staff is 3 vehicles. Staff transferred the 2007 Chevrolet truck to admin so the 2 engineers at admin have a vehicle along with the Hyundai. The lab has a Ford Transit van.

This leaves one truck available to maintenance, safety, operations, purchaser and engineer at the plant. If an employee attends a training then no District vehicles are available at the plant. This results in staff driving personal vehicles or disruption of work until a vehicle can be borrowed from collections.

The recommendation is to purchase 1 more additional vehicle so when the Chevy Silverado EV is delivered the treatment plant will have 3 total vehicles. This will provide the necessary resources to travel to admin, attend trainings, maintain pump stations, pick up material for treatment plant repairs, etc.

The new vehicle would be a Ford F150 gas engine crew cab. The F150 is below the weight limit for the Advanced Fleet EV regulations and would fall under the standard smog program.

Three quotes were received for the truck and the lowest price was The Ford Store in Morgan Hill.

Watsonville Ford	\$65,790.00
Capital Ford	\$67,224.00
The Ford Store	\$55,827.57

The resolution to purchase the gas Ford F150 truck also includes the cancellation of resolution 2025-69 for the Ford Lighting EV truck that was cancelled.

FUNDING

Treatment Plant Capital Equipment Budget FY 2025-26- \$55,900.00 Unbudgeted



The Ford Store Morgan Hill

Carmel Area Water District
2026 FORD F-150 XLT SUPERCREW 4X4
VIN: 1FTEW3LP3TFA56935
Stock# 423405
Salesperson: Mark Wexler
04/07/2026 10:35 AM

Incentive programs and rebates are estimates, subject to change and verification. Tax Profile: 8.75

CASH PURCHASE	
Market Value	55,870.00
Discount and Rebate Savings	- 4,863.23
Vehicle (after Savings)	51,006.77
Taxes / Fees	4,820.80
Due On Delivery	55,827.57

PURCHASE DETAILS		TAXES AND FEES	
Market Value	55,870.00	Document Prep Fee	85.00
Discount Savings and Rebate	- 4,863.23	Other Fee	37.00
Net Vehicle Price	51,006.77	Tire/Battery/VTR	8.75
		Sales/Use Tax	4,690.05
		TOTAL	55,827.57

GOOD FAITH QUOTE

THIS VEHICLE IS CURRENTLY AVAILABLE BUT MAY BE SOLD AT ANY TIME. FORD REBATE IN EFFECT UNTIL 4/30/2025. ASSUMES EXEMPT PLATES AND \$0 FOR CA TITLE/REG FEES.

MARK WEXLER
COMMERCIAL VEHICLE & FLEET SALES DIRECTOR
MARK.WEXLER@TFSMH.COM
408-782-8202

Fair Pricing and Exceptional Service!

Interest Rates, Pricing, Rebates and Terms are estimates, subject to change and apply only on 04/07/2026.
FOR INTERNAL USE ONLY The Ford Store Morgan Hill -- 408-782-8201 01.06.78.69

RESOLUTION NO. 2025-69

A RESOLUTION AUTHORIZING THE GENERAL MANAGER TO PURCHASE A TREATMENT PLANT TRUCK IN FISCAL YEAR (FY) 2025-2026 IN AN AMOUNT NOT TO EXCEED \$64,102.45.

-oOo-

WHEREAS, the Board of Directors authorized the FY2025-2026 capital budget expenditure of \$64,102.45 for the purchase of a treatment plant truck; and

WHEREAS, Carmel Area Wastewater District has competitively bid the purchase of the truck; and

WHEREAS the treatment plant truck is necessary equipment to safely provide service: and

NOW, THEREFORE, BE IT RESOLVED, that the Board of Directors of the Carmel Area Wastewater District (CAWD) is convinced by the staff report that approval of a treatment plant truck is necessary to maintain the required level of service.

The Board of Directors further finds that the approval of a treatment plant truck furthers the mission of the District to treat wastewater in a cost-effective manner; and

The Board of Directors authorizes the General Manager to purchase a treatment plant truck in fiscal year 2025-26 in an amount not to exceed \$62,102.45.

PASSED AND ADOPTED at a regular meeting of the Board of Directors of the Carmel Area Wastewater District duly held on November, 20th 2025 by the following vote:

AYES: BOARD MEMBERS: PRESIDENT WHITE, DIRECTORS: COLE, SIEGFRIED, URQUHART, WEILAND

NOES: BOARD MEMBERS:

ABSENT: BOARD MEMBERS:

ABSTAIN: BOARD MEMBERS:



Ken White, President of the Board

ATTEST: Domine Barringer
Domine Barringer, Board Clerk

RESOLUTION NO. 2026-36

A RESOLUTION AUTHORIZING THE GENERAL MANAGER TO PURCHASE A TREATMENT PLANT TRUCK IN FISCAL YEAR (FY) 2025-26 IN AN AMOUNT NOT TO EXCEED \$55,900.00 (Gas Engine).

-oOo-

WHEREAS, the Board of Directors authorized the FY2025-26 capital budget expenditure of \$55,900.00 for the purchase of a treatment plant truck; and

WHEREAS, Carmel Area Wastewater District has competitively bid the purchase of the truck; and

WHEREAS the treatment plant truck is necessary equipment to safely provide service: and

WHEREAS resolution 2025-69 is rescinded due to the cancellation of the truck order by the manufacturer.

NOW, THEREFORE, BE IT RESOLVED, that the Board of Directors of the Carmel Area Wastewater District (CAWD) is convinced by the staff report that approval of a treatment plant truck is necessary to maintain the required level of service.

The Board of Directors further finds that the approval of a treatment plant truck furthers the mission of the District to treat wastewater in a cost-effective manner; and

The Board of Directors authorizes the General Manager to purchase a treatment plant truck in fiscal year 2025-26 in an amount not to exceed \$55,900.00.

PASSED AND ADOPTED at a regular meeting of the Board of Directors of the Carmel Area Wastewater District duly held on April 30th 2026 by the following vote:

AYES: BOARD MEMBERS:
NOES: BOARD MEMBERS:
ABSENT: BOARD MEMBERS:
ABSTAIN: BOARD MEMBERS:

Robert Siegfried , President of the Board

ATTEST: _____
Domine Barringer, Board Clerk

General Manager Comments

Other Items Before The Board

STAFF REPORT



To: Board of Directors

From: Barbara Buikema, General

Date: April 30, 2026

Subject: Cost Of Living Adjustment (COLA) Study For
Legacy Carmel Area Wastewater District Pension Plan

RECOMMENDATION

The Pension Committee met on March 23, 2026 and approved bringing a request to the full board to amend the legacy Carmel Area Wastewater Pension Plan to add a COLA provision. Staff is requesting direction from the full Board on whether we may proceed with this project and that a motion is recorded if the response is affirmative.

DISCUSSION

The question of adding an annual COLA was brought before the Pension Committee to consider. The legacy plan does not currently offer a COLA. The primary reasons given by staff were two fold, first a COLA provision would more closely align with what is available in CalPERS plan, and second at least half of the remaining active members have a substantial interest in the plan that will provide them with lifetime benefits. Employees are keenly aware of the current inflationary atmosphere and are concerned about retirement.

The plan originated on July 1, 1969. It was last restated effective July 1, 2003 and amended effective January 1, 2009. Only employees hired prior to October 29, 2005 are eligible to participate in the plan. The accrued benefit is 2.5% of average paid to the employee during the highest one plan year multiplied by the number of years of accrual service.

This request is coming from employees because of those remaining active in the plan (6 employees), several of them have the bulk of their service time in the legacy plan. They are comparing their benefits under CalPERS with the legacy plan and recognize that their benefit will not keep up with inflation. For those with 10+ Benefit Accrual Service years they will have a substantial portion of their retirement benefits in the legacy plan. Note that the District CalPERS plan has a 2% annual COLA.

Demographic Summary by Employee Status

Employee Status	Number of Employees
Active	6
Terminated Vested	2
Retired	5

Six Active Employees — Service Years

Employee Identifier	Vesting Service (Years)	Benefit Accrual Service (Years)
Employee A	25	5.33
Employee B	27	7.33
Employee C	30	10.33
Employee D	30	10.33
Employee E	35	15.33
Employee F	34	14.33

Two Terminated Vested Employees — Service Years

Employee Identifier	Vesting Service (Years)	Benefit Accrual Service (Years)
Employee G	9	6.33
Employee H	10	4.33

If the Board agrees to entertain the study there are several issues we need to address, including but not limited to:

1. The District should engage an attorney that specializes in pension matters. I contacted our actuary and they provided a name of a San Francisco attorney they consider reliable. We will also ask our counsel to see if there is someone local. We will need legal advice and potentially a plan amendment.
2. Do we need to extend the benefit to Retired and Terminated employees? The answer is yes, but we need to confirm. For those who are retired and elected either a lump sum or an annuity payment from an insurance company the District has no further obligation.
3. We will need to calculate the potential cost. Our actuary, Nicolay Consulting has indicated they are qualified to perform this task.
4. Finally, there should be a discussion on whether the District picks up all costs or there is a shared arrangement with employees. The legacy plan has always been 100% District funded, while CalPERS plan is shared cost with employees. If the decision is to require an employee contribution we need to determine how it would be collected from terminated/retired employees.

FUNDING

Per Section 2.6 of the plan document “All expenses of administration may be paid out of the Trust Fund unless paid by the Employer. Such expenses shall include any expenses incident to the function of the Administrator, . . . ”

The plan is currently 113% funded.



CURRENT REPORTING INFORMATION

- Line Cleaning
- Closed Circuit Television(CCTV) Inspection
- Lateral Inspections
- Private Lateral Certifications
- Service Calls
- Underground Service Alerts
- One Year Asphalt Patch Verification
- Spot Repairs
- Sewer Mainline Spills

RECOMMENDATIONS

- Monthly, year to date totals, and 5-year average.
- Monthly manhours totals, categorized by maintenance activity, once procurement and implementation of program has been completed. Target date July.

Maintenance Activity	March 2026	2026 Calendar Year to Date	5-year Annual Average
Cleaning/Jetting (Linear Feet)	52,455	162,117	549,332
CCTV Inspections (Linear Feet)	9,327	19,467	47,937
Lateral Inspections (# Completed)	12	30	228
Private Lateral Certifications (# Completed)	15	30	209
Service Calls (#Completed)	4	14	52
Spot Repairs (# Completed)	1	3	6
Underground Service Alerts (# Completed)	198	607	2,019
Asphalt Patch Verification (# Completed)	5	11	Started in CY 2025 47
Easement Maintenance (Miles)	2.8	2.8	4
Root Foaming (Linear Feet)	0	0	34,000

STAFF REPORT



To: Board of Directors

From: Chris Foley, Facilities Manager

Date: April 30, 2026

Subject: Discussion Item- Total Industries Invoice
(Golf Cart)

RECOMMENDATION

This is a discussion of maintenance of electric carts in the treatment plant. For context, our maintenance team handles all routine cart maintenance, including batteries, tires, and general upkeep along with suspension and mechanical components. When issues involve electric control systems or speed controllers, they require specialized diagnostic tools and training that we do not have in-house. In those cases, engaging a qualified vendor is typically the most efficient, cost-effective, and reliable approach.

DISCUSSION

Total Industries was called to look at 2 electric cart issues and arrived onsite on 3/19/26. The first cart was intermittently not driving. The tech had to troubleshoot the controller and discovered a loose solenoid wire in the controller system.

The second cart had a controller issue and was deemed more expensive to repair than the value of the cart so it was taken out of service and will be sold as surplus. A new cart was purchased last year to replace this cart since it was past its useful life.

When an issue arises with an electric cart staff perform basic troubleshooting by checking the charger and batteries. If the troubleshooting is more in depth, then an electric cart tech is called since troubleshooting the electric control system cannot be performed internally. Troubleshooting the electric control systems requires specialized training, consistent experience and specialized diagnostics tools. Staff never gain this experience because cart electrical issues are infrequent and we have a small fleet.

Tightening a loose connection in an electric speed controller is an easy fix once the issue is identified but the knowledge required to get the point of the repair is where the value of experience matters.

FUNDING

N/A

Vendor ID:TOT2

Vendor Name: **Total Industries**

Invoice No.	Date	Invoice Amount	Amount Paid	Discounts Taken	Credits Taken	Net Amount
IM35008249	03/20/26	657.25	657.25	0.00	0.00	657.25
IM35008250	03/20/26	358.50	358.50	0.00	0.00	358.50
Net Check Amt						1015.75

Vendor ID:TOT2

Vendor Name: **Total Industries**

Invoice No.	Date	Invoice Amount	Amount Paid	Discounts Taken	Credits Taken	Net Amount
IM35008249	03/20/26	657.25	657.25	0.00	0.00	657.25
IM35008250	03/20/26	358.50	358.50	0.00	0.00	358.50
Net Check Amt						1015.75

THIS CHECK HAS A COLORED BACKGROUND AND CONTAINS MULTIPLE SECURITY FEATURES - SEE BACK FOR DETAILS

CARMEL AREA WASTEWATER DISTRICT

3945 Rio Road
P.O. Box 221428
Carmel, CA 93922

VOID ONE YEAR AFTER ISSUE DATE

DATE	PAY EXACTLY
03/27/26	*****1,015.75

***** One Thousand Fifteen & 75/100 Dollars

PAY

TO THE
ORDER OF

Total Industries
PO Box 888526
Los Angeles, CA 90088-8526





Salinas
681 Work St
Salinas, CA 93901

AN RJMS COMPANY

INVOICE

147416

Invoice Date Customer
IM35008249 03/20/2026 47744

Sold to :

CARMEL AREA WASTEWATER
PO BOX 221428
CARMEL, CA 93922

Shipped to :

CARMEL AREA WASTEWATER
PO BOX 221428
CARMEL, CA 93922

Page 1 of 1

P: (831) 624-1248

MAR 23 2026

Branch Invoiced: **Salinas**
Dept Invoiced : **MH - Service**



By _____
Ck# 8192 Amt 657.25
Paid 3/22/26 GL# 6095,006

Registration :
Notes :

Quantity	Product Id	Description	Unit Price	Total Price					
Cust PO# : SERVICE CART		Entered by : Jorge Palafox							
Work Order : WM35013694		Seg 1: SERVICE CART	Service Van : 03/18/26 Road- W/O						
Make	Model	Serial ID/Plate	Year	Date	Odometer	H-Meter	Dealer ID	Customer Eq ID	
STAR EV	STAR-36-2	12C36020286R 45673	2012	07/25/13		1.00	45673	45673	
SERVICE CARTS									
Total Labor								657.25	
Located unit test drove unit and confirmed customer complaint unit intermittently does not drive when pressing foot pedal. Removed covers and inspected batteries checked voltage and performed a load test on each individual battery found one battery dropping from 6v to 4v. Checked batteries for water all batteries water level ok. Began checking wiring from batteries to motor and found loose connection at solenoid. Tighten solving connection. Also found battery cables not fully tight tightened all battery connections. Test drove unit unit no longer intermittently not moving.									
Due Date	Payment	Amount	Paid	Tax	Basis	Tax Rate	Tax Amount		
04/19/26	On Account	657.25		Non Taxable	657.25	0.00%	0.00		



Detach at line and return with payment

Total Amount :	657.25
Sales Tax :	0.00
Total :	657.25
Payment :	0.00
To Pay :	657.25

Remit To:

Total Industries
PO Box 888526
Los Angeles, CA 90088-8526

Invoice IM35008249
Date 03/20/2026
Customer 47744
All amounts are in US Dollars (\$)

Terms: Net due on receipt of invoice, unless otherwise specified.
Accounts over 30 days are subject to 1 1/2% service charge (annual rate 18%), and all costs of collection including reasonable attorney's fees.
This invoice is deemed correct unless errors are reported in writing within 10 days of the hereof.

ACH/WIRE:
RJMS Corporation
Account: 4039755137
Routing: 121000248

CUSTOMER COPY



Total Industries
773 Vertin Avenue, Salinas, CA 93901
P 831-757-1091, F 831-757-2648
Lic. 925489

Work Order No. WM35013694-1
SERVICE CARTS
Customer PO: SERVICE CARTS

Date Completed: 03/19/2026

CARMEL AREA WASTEWATER
PO BOX 221428
CARMEL, CA 93922
Customer #: 47744

(831) 624-1248

Serial #: 12C36020286R
Dealer Unit ID: 45673
Customer Unit #: 45673
Manufacturer: STAR EV **Model:** STAR-36-2 **Year:** 2012
Odometer: 0.00
Hour Meter: 1.00

Customer Issue: SERVICE CARTS

Work Performed: Located unit test drove unit and confirmed customer complaint unit intermittently does not drive when pressing foot pedal. Removed covers and inspected batteries checked voltage and performed a load test on each individual battery found one battery dropping from 6v to 4v. Checked batteries for water all batteries water level ok. Began checking wiring from batteries to motor and found loose connection at solenoid. Tighten solving connection. Also found battery cables not fully tight tightened all battery connections. Test drove unit unit no longer intermittently not moving.



Performed By: David Garcia

Parts / Notes

Qty	Description
No parts used.	

Dan
Date Captured: 03/19/2026 10:55 AM PDT

This is an electronic summary of work performed and, if necessary, parts replaced on your equipment. I agree that the work was performed to my satisfaction and that I am the individual authorized to sign for it. ****THIS IS NOT AN INVOICE****



BILL TO

Accounts Payable

Dan Deeth

PO Box 221428
Carmel, CA, 93922, USA

8316241248
grover@cawd.org

VENDOR

Total Industries

N/A,
N/A, CA, N/A, N/A

SHIP TO

Treatment Plant

Dan Deeth

26900 State Route 1
Carmel, CA, 93923, USA

PURCHASE ORDER # 2526-601

PO Date: March 25, 2026
 Payment Terms: --
 Shipping Terms: --
 Ship Via: --
 Promise Date: April 1, 2026

ITEM DESCRIPTION	QUANTITY	UNIT	PRICE (USD)	TOTAL PRICE (USD)
------------------	----------	------	-------------	-------------------

1. Repair service on Star Cart	1	each	657.25	657.25
GL Code : 5345.6				

NOTES

Subtotal	657.25
Discount (0%)	0.00
Shipping	0.00
Other	0.00
Tax (0%)	0.00

Total Cost	657.25 USD
-------------------	-------------------

INVOICE

147417

Invoice **IM35008250** Date **03/20/2026** Customer **47744**

Sold to :

CARMEL AREA WASTEWATER
 PO BOX 221428
 CARMEL, CA 93922

Shipped to :

CARMEL AREA WASTEWATER
 26900 HWY 1
 CARMEL, CA 93922

Page 1 of 1

P: (831) 624-1248

MAR 23 2026

Branch Invoiced: **Salinas**
 Dept Invoiced : **MH - Service**



By _____
 Ck# 892 Amt 358.50
 Paid 3-21-26 GL# 6095.006

Registration :
 Notes :

Quantity	Product Id	Description	Unit Price	Total Price				
Cust PO# : TAYLOR DUNN NOT RUNN		Entered by : David Garcia						
Work Order : WM35013730		Seg 1: Taylor Dunn not running	Service Van :					
		Cust PO# : TAYLOR DUNN NOT RUNN	03/19/26	Road- W/O				
Make	Model	Serial ID/Plate	Year	Date	Odometer	H-Meter	Dealer ID	Customer Eq ID
ELECTRIC CART	B2-10	192959 50408	2013	11/08/13		678.00	50408	50408
Customer would like to get a quote on what is needed to get unit running								
Total Labor								358.50
Located unit, unit does not go forward or reverse removed covers on unit and checked batteries for voltage and performed load test found batteries to be ok. Found code f05006 flashing on display found code to be for mosfet or motor short. Visually motor and controller look ok. Started to check wiring wiring ok. Informed customer of issue								
Due Date	Payment	Amount	Paid	Tax	Basis	Tax Rate	Tax Amount	
04/19/26	On Account	358.50		Non Taxable	358.50	0.00%	0.00	

Detach at line and return with payment

Total Amount :	358.50
Sales Tax :	0.00
Total :	358.50
Payment :	0.00
To Pay :	358.50

Remit To:

Total Industries
 PO Box 888526
 Los Angeles, CA 90088-8526

Invoice **IM35008250**
 Date **03/20/2026**
 Customer **47744**
 All amounts are in US Dollars (\$)

Terms: Net due on receipt of invoice, unless otherwise specified.
 Accounts over 30 days are subject to 1 1/2% service charge (annual rate 18%), and all costs of collection including reasonable attorney's fees.
 This invoice is deemed correct unless errors are reported in writing within 10 days of the hereof.

ACH/WIRE:
 RJMS Corporation
 Account: 4039755137
 Routing: 121000248

CUSTOMER COPY

TOTAL INDUSTRIES

AN RJMS COMPANY

Total Industries
773 Vertin Avenue, Salinas, CA 93901
P 831-757-1091, F 831-757-2648
Lic. 925489

Work Order No. WM35013730-1
Taylor Dunn not running

Date Completed: 03/19/2026


CARMEL AREA WASTEWATER

26900 HWY 1
CARMEL, CA 93922
Customer #: 47744

(831) 624-1248

Serial #: 192959
Dealer Unit ID: 50408
Customer Unit #: 50408
Manufacturer: ELECTRIC CARTS **Model:** B2-10 **Year:** 2013
Hour Meter: 678.00
Odometer: 0.00

Customer Issue: Customer would like to get a quote on what is needed to get unit running
Work Performed: Located unit, unit does not go forward or reverse removed covers on unit and checked batteries for voltage and performed load test found batteries to be ok. Found code f05006 flashing on display found code to be for mosfet or motor short. Visually motor and controller look ok. Started to check wiring wiring ok. Informed customer of issue



Performed By: David Garcia

Parts / Notes

Qty	Description
No parts used.	

Dan

Date Captured: 03/19/2026 11:18 AM PDT

STAFF REPORT



To: Board of Directors

From: Barbara Buikema, General

Date: April 30, 2026

Subject: Pebble Beach Community Services District
(PBCSD) - Regular Board Meeting on March 27, 2026

DISCUSSION

Agenda items from March 27, 2026, meeting information that are of specific interest to this District:

- Total cash balance at the end of February 2026 was \$38.9M; of that \$20.8M was designated for Capital Acquisition and Outlay Reserves. Property taxes comprise roughly 80% of PBCSD revenues with user fees making up 22% of the total actual cost of wastewater operations.
- Cash basis budget through February 2026 shows total Revenue \$18.6M or 40% of budget and total Expenses of \$12.6M or 27% of budget.
- The Board approved the 2026 Long-Term Capital Outlay Plan. The total cost (based on current estimated prices):

<u>Department</u>	<u>2026</u>	<u>2025</u>	<u>Variance</u>
<u>Administration</u>	<u>\$1,645,000</u>	<u>\$1,545,000</u>	<u>7%</u>
Fire	<u>\$9,029,000</u>	<u>\$8,577,000</u>	<u>5%</u>
<u>Wastewater</u>	<u>\$23,685,000</u>	<u>\$26,556,000</u>	<u>-11%</u>
CAWD	<u>\$6,904,000</u>	<u>\$5,596,000</u>	<u>23%</u>
<u>Undergrounding</u>	<u>\$25,500,000</u>	<u>\$52,000,000</u>	<u>-51%</u>
PBCSD Total	<u>\$66,773,000</u>	<u>\$94,613,000</u>	<u>-29%</u>
<u>Reclamation</u>	<u>\$9,770,000</u>	<u>\$9,735,000</u>	<u>-2%</u>

- The Board approved the (CAWD)/District's Long-Term Financial Plan and Reserves Policy. As of March 2026 the District has approximately \$38.9 million in cash and investments. Operations has allocated \$6.5M with a breakdown of \$2.5M for current year Operations & Maintenance (O&M), \$2M for O&M reserve, and \$2M for Rate Stabilization reserve. The remaining \$32.4M is allocated to capital with a breakdown of \$22.4M to Capital Acquisition fund and \$10M to Capital Outlay reserve.

- Approximately 112 million gallons (MG) or 344 Acre Feet (AF) of recycled water is stored in Forest Lake, which represents 97% of permitted capacity. The current storage volume is 2% below the historic average of 114 MG or 350 AF.
- Average daily wastewater flow of 674,000 gallons per day (GPD) was measured in February at the PBCSD-Carmel gate. This represents 35% of the total monthly flow at the Carmel Area Wastewater District (CAWD) treatment facility. The measured PBCSD flows were 23% above the five-year average of 550,000 GDP for the month of February. The CAWD total flows were 24% above the five-year average of 1,538,000 GPD for March.
- Total irrigation water demand for the 2026 calendar year through February was 36AF. Total demand for the calendar year is 16% above the 5-year annual average usage of 31 AF and is 50% above the 31-year average annual usage of 24 AF. Total irrigation demand through February was 67% above the 2025 total annual demand of 22 acre feet.
- The Board approved an agreement with Bryan Mailey Electric to provide electrical contractor services for the Seal Rock Pump Station Rehabilitation Project for an amount not to exceed \$100,000.
- The Board authorized the pre-purchase of mechanical equipment for the Highway 68 Pump Station Rehabilitation Project for an amount not to exceed \$100,000.
- The Board authorized an agreement with E2 Consulting Engineers, Inc. to provide engineering design and bid-phase services required for the 2026 Sewer Replacement Project for an amount not to exceed \$180,000.
- Average daily wastewater flows measured in million gallons per day (MG):

MONTH	TOTAL	CAWD FLOW	PBCSD FLOW	PBCSD
Aug – 25	39.021	26.738	12.283	31.478%
Sept – 25	34.813	23.780	11.033	31.692%
Oct - 25	34.727	24.350	10.377	29.882%
Nov – 25	38.115	26.783	11.332	29.731%
Dec – 25	37.197	26.161	11.036	29.669%
Jan - 26	55.457	35.808	19.649	35.431%
Mar – 26	53.242	34.364	18.878	35.457%
Apr - 26	42.185	27.314	14.871	35.252%
Total	334.757	225.298	109.459	32.698%

STAFF REPORT



To: Board of Directors
 From: Patrick Treanor, District Engineer
 Date: April 30th, 2026
 Subject: Sewer Replacement Construction Update

RECOMMENDATION

This report is an update on sewer replacement projects. Informational only; no action required.

Santa Rita & Guadalupe St Project

General Contractor	Pacific Trenchless Inc.	
Contract Value		
Contract Bid Amount	\$3,397,815	
Change Orders	Cost	% of Bid Amount
Value Added Change Order Cost ⁽¹⁾	\$1,640,227.10	48.3%
Non Value Added Change Order Cost ⁽²⁾	\$12,445	0.3%
Total Change Order Cost	\$1,652,672.10	48.6%
Contract Time		
Notice To Proceed	June 30 th , 2025	
Estimated Contract Completion Date	August 15 th , 2026	
Contract Progress Summary		
Total Linear Footage	12,129 (2.3 Miles)	
% Linear Footage Completed	79%	
% Project Time Expended	73%	
% Project Cost Expended	62% (not including retention)	

Notes:

1. Value Added Change Orders include: District Requested Additional Work and Betterments
2. Non Value Added Change Orders include: Design Issues, and Unforeseen/Differing Site Conditions

Santa Rita & Guadalupe St Project - Photos





Scenic Rd. Project

General Contractor	KJ Woods	
Contract Value		
Contract Bid Amount	\$7,438,000	
Change Orders	Cost	% of Bid Amount
Value Added Change Order Cost ⁽¹⁾	\$0	0%
Non Value Added Change Order Cost ⁽²⁾	(-\$173,052)	-2.3%
Total Change Order Cost	\$0	0%
Contract Time		
Notice To Proceed	August 20 th , 2025	
Estimated Contract Completion Date	June 22 nd , 2026	
Contract Progress Summary		
Total Linear Footage	10,700 (2 Miles)	
% Linear Footage Completed	64%	
% Project Time Expended	79%	
% Project Cost Expended	50% (not including retention)	

Notes:

1. Value Added Change Orders include: District Requested Additional Work and Betterments
2. Non Value Added Change Orders include: Design Issues, and Unforeseen/Differing Site Conditions

Scenic Rd Project - Photos





FUNDING

N/A Information Only

CWEA Conference
(oral report)

Staff Report



TO: Board of Directors

FROM: Barbara Buikema, General Manager

DATE: April 30, 2026

SUBJECT: Collection System Analysis

RECOMMENDATION

The Board of Directors requested an analysis of the Collection System and the resources devoted to it. No action is required at this time.

DISCUSSION

The Board has requested an analysis of the Collection System and an answer to the question of should the District dedicate resources to reduce the number of spills. The board has indicated the reference point for number of spills should be the 5 year average from Regional Water Board Region 3.

To quantify adding resources and where those resources would reduce the number of spills we have engaged the Ramesh Manian, Stanford consultant, who started us on the Artificial Intelligence project. Mr. Manian has indicated his team will write a paper and could quantify this and identify where adding resources will reduce risk the greatest. He estimates it will take roughly 2 months to complete the analysis. Until that time, we do not have any hard data to present.

5 Year Average (Board reference point for number of spills)

Utilizing data from the State Water Resources Control Board for the fiscal year, the five-year average for Region 3 is 3.27 spills while the Carmel Area Wastewater District (CAWD/District) average is 3.8 spills, or 0.53% higher than the average.

The ten-year average for Region 3 is 3.37 spills while the CAWD average is 3.2 spills. This is 0.17% lower than the average.

In fiscal year 2022-23 the District had 13 spills, which was significantly higher than the average and resulted in skewing the District averages. Nonetheless, the Board is on record of supporting staff's goal to be an industry leader and pursuing a good record with the Regional Water Quality Control Board.

Capital Improvement

While it is accurate that the District went many years without significant pipeline installation, current efforts indicate that we are on the right track now. The capital plan is a rolling 15 year plan and includes pipeline projects for each year. Pipeline replacement is scheduled based on proximity to waters of the State and its condition assessment. We have three engineers on staff, all focused on the goal of improving the system. The constraint on the rate at which pipeline replacement can occur is limited by two key considerations. First, we cannot initiate more projects than can be adequately supported by available engineering resources. Second, the volume of simultaneous roadwork must remain within what the area can reasonably sustain and the disruption the community can absorb. Ultimately Carmel is a small town and the portion of our service area outside the town is fairly small – at any given time in addition to road work CAWD may be doing other utilities and contractors are also in the roads. We must be cognizant of the public's ability to absorb the disruption to their daily lives.

The associate engineer who was hired in February 2026 is continuing to assimilate into his role at the District and is performing at a high level. He is expected to be instrumental in both line projects and source control initiatives. However, it is advisable to allow additional time for his full integration into the District operations before making any decisions regarding the addition of engineering staff.

Recommendation on adding Engineering staff: No addition to staff at this time

Line Cleaning

The District currently has five Collection System staff workers that are trained in all aspects of the system, and the Board has authorized hiring a sixth. The addition of Carmel Valley has extended our service area and will require more staff time. However, before we make any decision to add more staff to Collections, it is prudent to allow staff to complete the new cleaning regime developed by V&A Engineering.

V&A Engineering has recommended a more targeted approach to line cleaning that is intended to improve overall efficiency. While high frequency cleaning may lower instances of sanitary sewer overflows, it carries a substantial operational cost and demands on personnel and equipment. The approach recommended by V&A should help us to proactively manage the system by focusing resources on the highest need and target our

cleaning approach rather than relying on current process of routine high-frequency cleaning.

Allowing sufficient time for this new information to materialize will provide a clearer understanding of system performance and help identify whether, and where, an additional Collection staff member would provide the greatest benefit the District.

Recommendation: at this time, no addition of seventh staff member to department. Anticipate a report on new cleaning regime after 1 year of implementation.

Closed Circuit Television (CCTV)

The Sanitary Sewer Management Plan (SSMP) filed with the Regional Board indicates we will video the entire system every ten years. We are on track to meet that goal, even with long periods of no CCTV work. Additionally, they are training more staff members on the use and operation of the camera van to maximize ability to send out a crew.

Finally, there has been a change in how we use the CCTV van – rather than rate pipe from 1 – 5 (one being a minor defect and 5 being the most significant defect) the focus is on 4 and 5 level defects. Freeing up staff to concentrate on significant defects means they are able to complete televising more pipeline than if they had to focus on even minor defects. The risk of this change is minor because the minor defects are not the cause of spills.

Recommendation: as this time, no addition of seventh staff member to department

Root foaming

This program has been in place for some time now without a formal report out as to its effectiveness. However, the Collections Superintendent has verbally confirmed that the process does kill off roots, which are a major reason that overflows occur. There has been some conversation with Operations about whether or not it is prudent to increase the footage currently being foamed on an annual basis. Even an incremental amount may be valuable to the District. Root foaming work is supervised by District staff but performed by a contractor.

Recommendation: ask for Collections Superintendent to quantify benefit or root foaming and determine if it is worthwhile to increase current annual footage.

Source Control

The new Associate Engineer hired in February 2026 is responsible for working with local restaurants on the Source Control initiatives to ensure they meet District regulations for interceptors and connection. At the time of this report, ten notification letters have been issued to the restaurants, out of approximately 100 located within the District's service area.

The District no longer maintains an ongoing source control inspection program. In prior years, these inspections were conducted by laboratory staff; however, that approach proved to be less effective than anticipated. When a sixth Collections staff member is hired, that position would be assigned responsibility for conducting source control inspections and working closely with the Associate Engineer to support compliance and enforcement efforts.

At this time, however, staff recommends deferring any additional hiring until the Associate Engineer's role in source control is further integrated and the operational impacts of the V&A Engineering recommendations on Collections workload are better understood.

Recommendation:

No addition of a seventh Collections staff member at this time. Staff recommends reevaluating staffing needs once source control responsibilities can be fully integrated into the overall process and the impact of the V&A Engineering recommendations on Collections staffing and time allocation is clearly established.

Easement Maintenance

Improvement is needed in our easement maintenance throughout the District. A contractor will be hired to perform the actual easement maintenance activities; however, District staff will be required for contract administration and Quality Assurance/Quality Control (QA/QC).

These responsibilities can be addressed by existing staff, with potential support from a sixth Collections staff member once that position is fully integrated.

At this time, staff recommends allowing current staffing resources to absorb these responsibilities while overall operational impacts are evaluated.

Recommendation:

Staff recommends deferring consideration of additional staffing until the sixth staff member is fully integrated into District operations and workload impacts can be more accurately assessed.

Spot Repairs

Staff recommends continuation of the District's spot repairs program. Should the Board approve the informal bidding procedures presented at this meeting, staff will be able to accelerate the number of spot repairs completed throughout the District.

While a contractor will be retained to perform the repair work, District staff will be required to provide contract administration and Quality Assurance/Quality Control

(QA/QC) oversight. These responsibilities can be managed by existing staff, with potential support from a sixth Collections staff member once that position is fully integrated.

Recommendation:

Staff recommends deferring consideration of additional staffing until the sixth Collections staff member is fully integrated and workload impacts can be more accurately evaluated.

Lateral Inspections

Currently, staff is responsible for inspecting all connections to the District's lines. This task is critical to ensure that the system has the appropriate tie-ins and that we are able to correct situations before a spill occurs. This task is currently being completed by existing staff. Records show that the number of inspections has decreased dramatically over the last 5 years; however, it must be acknowledged that construction seems to run in phases.

Four years ago we had over 300 permit inspections per year, for 2025 it dropped to 157. The same holds true for our Private Sewer Lateral Program – 4 years ago we had 268 inspections and for 2025 it dropped to 132. As of the first quarter of 2026 there are currently 42 permits issued.

Recommendation: Recommend waiting until sixth staff member integrated to staff.

Smart Meter Technology

The District utilizes Smart Meter technology throughout the District because of the benefits they provide in overflow prevention, H2S monitoring, I & I assessment, manhole intrusion detection, and information on maintenance. Recommendation is that the District continue to invest in this technology and expand its use throughout the Collection System. It will take man hours to monitor and replace batteries, etc.; however, the advance warning of a potential spill is invaluable.

Recommendation: No change to staffing at this time

FINANCIAL

None at this time.

Previously an analysis was made of productivity gains from the addition of a 5th employee in Collections. At that time there was no evidence that the additional staffing had an impact on line cleaning, CCTV, USA locates, permit inspections, private sewer laterals, and service calls. No increased productivity in any of these measures, and in fact, a very steep decline in CCTV was recorded along with a minor decrease in line cleaning, and close to level permit inspections. Subsequently, the Collections Superintendent, Mr. Daryl Lauer, advised that during this same period two field staff members were reassigned from their normal operational duties to assist with the implementation of the Mobile MMS computerized maintenance management system. This temporary reassignment may explain why the anticipated productivity gains associated with the additional staffing were not reflected in the performance metrics at that time.

*Collection Reporting
Discussion
(oral report)
No Dig Conference*

PBCSD Board Public Meeting Notice & Agenda – The next PBCSD meeting is scheduled for:

Friday, April 24, 2026, at 9:30 a.m. –President Siegfried is scheduled to attend

Friday, May 29th, 2026, at 9:30 a.m. –Director Urquhart is scheduled to attend

Special Districts Association (SDA) of Monterey County – The next SDA meeting is scheduled for:

Tuesday, July 21, 2026, at 6:00 p.m. –Director Weiland scheduled to attend the meeting

Tuesday, October 21, 2026, at 6:00 p.m. –President Siegfried scheduled to attend the meeting

Tentative Dates-Not confirmed

Reclamation Management Committee (RMC) Meeting – The next RMC meeting is scheduled for:

Tuesday, May 12, 2026, at 9:30 a.m. Director Cole and Director Weiland are scheduled to attend.

Closed Sessions

Board Photo Break

Adjournment