



# Carmel Area Wastewater District

**Final Budget July 1, 2023 – June 30, 2024**





## Message from the General Manager

June 29, 2023

Honorable President and Members of the Board of Directors:

I believe we embark on the new year with a degree of optimism. Although we still have multiple challenges ahead of us, I think we are at a point where we recognize challenge is simply a constant part of life at Carmel Area Wastewater District (CAWD). COVID seems to be disappearing in the rear view mirror or at least hovering at manageable levels and daily operations have returned to normal, or as close to normal as possible for the District and the world. The last few years have gone by in a blaze, staff is working at their top speed and managers are indicating that we may be at the breaking point – the most common phrase I hear is not that we cannot afford something, rather that we don't have the staff. And yet, to use the words of James Baldwin, the challenge is in the moment, the time is always now. We are planning 30-40 years into the future; but we are clear-eyed and recognize that the path is only solved now one step at a time in the present.

The 2023-24 budget reflects the realities of the times we operate in, but it also is reflective of the District's goals, both long and short range. Our goals, boiled down to four items in a tightly worded summary statement, as follows:

First, we want to continue to provide our constituents with the best service possible. Government can and should provide superb customer service. Second, the District strives to meet the requirements of our Coastal Development Permit 3-82-199-A8 which allows "...time for the Permittee to plan, develop, consider, and implement a long-term solution to address flooding and related coastal hazard threats to the wastewater treatment plant..." Third, the District strives to complete its long term capital plan (as detailed herein) on a Pay-as-you-go basis. Fourth, and finally, encourage staff to grow and develop to the best of their abilities to meet the future and its challenges.

### **Budgeting for the present and the future**

At the treatment plant the District continued work on the Elec/Mech Rehab & Sludge Holding Tank Replacement Project. This is the second project that is a multi-area project at the plant aimed at improving reliability of equipment in the Influent Pump Station, Headworks, #3 Water/Chlorine Analyzer Building, Effluent Building, and Sludge Storage Tank. Most of the work involves replacing aged equipment electrical and mechanical work in existing buildings. This project was developed to mitigate business risk based on Kennedy/Jenks Phase 2 asset management risk assessment. The project is highly focused on electrical systems that are well past their useful life and are critical to operations. The sludge holding tank work is to address the fact that the current sludge holding tank was built in the 1930s and is past its useful life. The three existing sludge tanks that no longer meet seismic code were removed to install the new tank.

The original contract completion date was scheduled for March 11, 2023 for a total contract time of 440 calendar days. However, the contractor notified the District on September 2, 2022 that they were experiencing extended delays beyond what was previously anticipated. The delays that started under the COVID-19 lock down continued well beyond what we thought, and we have sent notice to the contractor that the District will incur financial loss if the work is not completed in the contract time and reaffirming that there has not been a change to the contract time stipulated in the agreement. Our goal is to protect our legal rights under the contract while at the same time remaining flexible to supply chain holdups beyond the control of the contractor, to that end we are currently negotiating a potential time extension to account for delays in procurement.

After completing this project, we anticipate projects at the treatment plant of \$1M or less each year through 2037-38. The exception would be the Carmel River Floodplain Restoration and Environmental Enhancement Project (CRFREE) project that we expect to be wholly funded by grant funds from Federal Emergency Management Agency/Office of Emergency Services (FEMA/OES). The District's role in the project is to underground our pipelines that cross the lagoon over the south finger. We have our outfall line going out, and an 8" line going in from the Calle la Cruz pump station. This project is required mitigation for the project. The CRFREE Project is a flood mitigation project that is highly desired by the residents and businesses that line the Carmel River. We anticipate completing all documentation and receiving grant funding early in 2024 and starting construction in 2025.

Last year staff pushed hard to meet the requirements of the Settlement Agreement the District entered into with California River watch. Staff completed Closed Circuit Television (CCTV) runs of the entire 83 miles of our collection system, it inspected 1,428 manholes, performed a condition assessment on seven pump stations all while trying to keep up with their normal daily line cleaning. To complete the job the District increased staffing by 0.5 full time equivalent (FTE) in Collections and 0.5 full time equivalent in Maintenance.

In the coming six months we must polish off the rough edges and complete the condition assessment necessary to give back to River Watch confirming that we have met their requirements on time.

Unfortunately, we suspect that we've not seen the end of River Watch. We had a Category 1 spill this year in March as a result of a power pole that PG&E drove through a line during stormy weather in January, which was unknown to us until a member of the public contacted us. Nonetheless we believe this Category 1 spill may cause River Watch to pay us a second visit. We believe we are ready to handle it.

Our Principal Engineer and Collections Superintendent have built a 15 year plan for the collections system – something we have worked on for quite some time. It addresses one of the requirements of River Watch (a condition assessment of all lines) but also serves as a planning tool for a longer horizon. This long term plan will be updated annually, but for the current year the plan represents \$66M in projects. Currently the District is committed to a Pay-as-you-Go Strategy (also known as PAYGO). We remain committed to rehabilitating and replacing worn out assets and preparing for the future. We acknowledge that we have significant challenges ahead but believe that with early and consistent planning we can manage them.

In Administration we have completed the Codification Project – or rather it will be ongoing to ensure it is kept up to date; but we have all ordinances and resolutions that reflect District policy now available in electronic format. This not only makes searching considerably easier it also makes the information easily available to the public, providing a great deal of transparency for all users.



*Hwy 1 Plant Entrance*

### CAWD's Future

We are well into working on the long term future of the treatment facility. The Coastal Commission granted our permit to complete Phase I of work at the Treatment Plant with the qualification that the District would need to be ready to move the plant between 30-40 years from now. We are not completely sure yet what the future looks like, but we have started planning for it now. Any decision on the future of the plant, whether it be moving from its current location or connecting to Monterey 1 Water will require significant analysis of all alternative and public input. Until that time, the current rehabilitation at the plant is a prudent decision. In the next 30-40 years we believe we will need to cycle through one more rehabilitation of the facility, after that point it may be more prudent for the District to operate on a run-to-fail basis. We will not compromise operational effectiveness or risk environmental damages, but if we are moving from our current location then at some point, we need to make the decisions to abandon the current site.

Much of the next twenty-five years will be devoted to analyzing a move away from the coastline. For a small agency the cost will be enormous and require extensive planning. Some may say that we should simply wait, and that money will be available in twenty-five years from the state or the federal government. Perhaps, but we think that may be wishful thinking as grant funding is not guaranteed. If it is available, we will certainly take advantage of it. But if it is not, then we are prudent to plan carefully now.

Here, in brief, is how we are looking at our future using current dollars:

- We must continue to fund annual operations. Currently about \$9.0M per year for operations only. That number will continue to increase each year. The capital budget is a separate fund and should probably cover \$4-6M annually. Remember that we will need to cover \$66M for the collection system and \$11.6M for the treatment works.
- Whether we move the plant or connect to Monterey 1 Water (M1W) we have done a preliminary cost estimate and believe we will need roughly \$200M. During fiscal year 2022-23 we completed a study on the type of facility we might construct. The report conceptualizes what the new facility might look like and developed new cost estimates. It looked at both a centralized and decentralized approach. We anticipate providing the report to the Sea Level Rise committee the start of fiscal year 2023-24.
- We continue to fund the CalPERS Section 115 with all funds in the most conservative plan. The plan to fund \$100K annually remains unchanged.

- CalPERS Termination liability – in thirty years we do not know what will happen to our employee staff. We can plan for either CAWD to continue at its current location or it may connect to Monterey 1 Water. If it connects to Monterey 1 Water, there is no guarantee that they will transfer all of our employees. If they decline, then we would need to pay CalPERS a Termination liability. Currently estimated at \$13.4M, but we should prepare for \$10M.



*Calle la Cruz Pump Station*

- If we are a collection only district, connected to Monterey 1 Water and only the collection function remains as CAWD, then we need to leave them a “bank” or reserve of cash so that they can continue to function as an ongoing concern. Once they are setup and functioning, they can manage their future and charge appropriate rates, but it is not reasonable to assume they start at zero. Additionally, they will need a corporate yard – a place to park all the vehicles and store equipment. This cost is estimated at \$10M

Perhaps one of our greatest challenges will be to attract great staff members and also retain them. I am sure everyone has heard the saying “your people are your greatest asset; well, we agree wholeheartedly. It takes time to train staff in either treatment operations or the collection system. It is to our advantage to keep people because of the investment that we put into them. Beyond that, we want to be the type of organization that trains people and asks them to not simply turn a wrench but to understand the underlying problem they are solving by turning that wrench. In short, we want employees that can think on their feet. We believe it is in the District’s advantage to encourage problem solving and the employee’s advantage to stretch themselves.

Even with this brief list of challenges, it’s clear that the time to start planning is now. The challenges in front of your Board of Directors and wastewater staff are significant and will potentially change the way we currently operate. There may be new technology in the next thirty years that changes our assumptions listed here – but we have to start planning. We will adjust our assumptions and planning as the path becomes clearer. In fact, I suspect we will make many changes over the next three decades.

As we move forward, we remain committed to ensuring we meet our permit guidelines, remain protective of the public health and environment, and reduce sewer overflows in the most cost effective way possible. We take the District's Mission Statement seriously and put those goals first. We will continue to provide value to all our customers in a manner that stands up to a comparison with *any* wastewater district in California, as measured by cost, and level of service. During COVID we kept the rates artificially low because we recognized that our ratepayers were likely experiencing financial stressors. However, we need to do all that we can to prepare for moving the treatment facility or connecting with M1W. We know some people are still skeptical of sea level rise. But regardless of their skepticism, the Coastal Commission is

mandating all coastal agencies manage their retreat from the shoreline.



Rate increases are inevitable due to increasing costs that go into operating a treatment plant, and no one likes rate increases, but to keep the treatment plant running it is necessary. I live in this community along with every member on the Board and I believe we are all sensitive to the impact a rate increase can have on our constituents. But we also recognize that CAWD has been in existence for 115 years and we all want to hand off a well maintained operation to the next generation while doing all that we can to protect the beautiful landscape that we operate in. There can be no question that all of us benefitted from the Clean Water Grant funds that were available so easily in the 1980s. We built a major portion of our facility using those funds – and every ratepayer in our service area has benefited. Now, as a sign of the times, that type of grant money is much more difficult to find. That means that our only option is to pass the cost to current ratepayers or to take on debt. The Budget Committee has expressed a desire not to saddle the next generation of Carmelites and residents of Carmel Valley and Big Sur with debt until such time as we need to move the facilities due to sea level rise. At that point, the District will likely need to take on significant debt, but we are trying to position ourselves now to minimize the impact. There are significant advantages to all who live and work here in maintaining the investment we have in our treatment facility.

I hope that this summary of the challenges facing the District over the next 30 years points out clearly the need for careful and comprehensive long term planning. The Board of Directors recognizes the impact of rate increases on the community. We also know that without a viable solution to wastewater there really cannot even be a community. That is why we are looking at the long term horizon – we know that we can better control our community's future if we are in a solid financial position.

CAWD will absolutely continue to apply for grant funds, and we likely will take on long term debt at some point; however, having reserves means we have the freedom to make local decisions. We think the ability to make decisions locally is critical.

I would like to thank the Budget Committee for their comments and input at numerous meetings to refine and clarify areas of the budget. My expectation for Fiscal Year 2023-24 is that it will be an extremely busy and productive year for rehabilitating our facility, planning for our future, and providing the quality service our ratepayers and the community rightfully expect. Thank you to the entire Board for its service, support, and guidance.

Sincerely

Barbara Buikema  
General Manager



*Aerial View of the Facility 2018*



## ***Mission Statement***

*Carmel Area Wastewater District is a special district dedicated to protecting the public health and the environment by the cost-effective collection and treatment of wastewater and the return of clean water to the environment.*

# Carmel Area Wastewater District 2023-24 Preliminary Budget

## *Table of Contents*

Budget Message from the General Manager .....	i
<b>INTRODUCTION</b>	
Board of Directors.....	3
Budget Acknowledgments and Management Team.....	4
<b>DISTRICT OVERVIEW</b>	
District Overview & Economic Conditions .....	6
Authorized Positions & Organization Chart .....	8
Demographics .....	10
<b>FINANCIAL OVERVIEW</b>	
Budget in Brief .....	12
Financial Structure & Policies .....	20
Budget Development Process.....	25
<b>DEPARTMENT OVERVIEW</b>	
Budget Summary.....	31
Revenues.....	33
Non-Operating Expenses .....	34
Operating Budget Summary Detail.....	35
Consolidated Operating Expenses-Summary.....	38

Collections.....	45
Maintenance.....	56
Treatment & Disposal.....	61
Administration.....	74
Reclamation.....	83
Brine Disposal.....	84
Waste to Energy.....	86

**CAPITAL BUDGET**

Capital Budget Summary 2023-24.....	87
Collections- Capital Projects.....	88
Collections- Capital Equipment.....	127
Treatment- Capital Projects.....	132
Treatment- Capital Equipment.....	162
Administration.....	168

**APPENDICES**

Budget Graphs.....	177
Budget Maps.....	178
Technical Terms.....	179

## Board of Directors

Ken White

Greg D' Ambrosio

Michael Rachel

Robert Siegfried

Kevan Urquhart

Board President

Director (Budget Committee)

Director

Director (Budget Committee)

Director

## Mission Statement

*Carmel Area Wastewater District is a special district dedicated to protecting the public health and the environment by the cost-effective collection and treatment of wastewater and the return of clean water to the environment.*

# Budget Acknowledgments and Management Team

## Budget Committee

Robert Siegfried, Director

Greg D’Ambrosio, Director

Barbara Buikema, General Manager

Chris Foley, Maintenance Superintendent

Patrick Treanor, Plant Engineer

## Management Team

Barbara Buikema.....General Manager

Daryl Lauer.....Collections Superintendent

Rachel Lather..... Principal Engineer

Ed Waggoner.....Operations Superintendent

Patrick Treanor.....Plant Engineer

Chris Foley.....Maintenance Superintendent

James Grover.....Principal Accountant



## DISTRICT OVERVIEW

# District Overview & Economic Conditions

## Overview

The Carmel Area Wastewater District was formed as the Carmel Sanitary District in 1908. At that time, the District provided septage facilities for the village of Carmel-by-the-Sea.

Over the years the District has grown to where it now provides collection, and the treatment and disposal of wastewater for 11,000 residents within the District and treatment and disposal for an additional 4,500 residents in Del Monte Forest.

The District treats wastewater from Carmel and surrounding areas providing advanced treatment to almost drinking water standards. Almost all treated wastewater is sent to Del Monte Forest where it is used to irrigate seven world famous golf courses including Pebble Beach, Poppy Hills and Spanish Bay.

The District also maintains about eighty-three miles of sewers within the existing service area. The treatment plant is located one-half mile west of Highway One and adjacent to the Carmel River.

## Economic Conditions

The largest industries in Carmel are retail trade and accommodation and food service. The economy was heavily affected by the COVID-19 pandemic due to the large tourism industry. The local economy has regained some of the losses with the return of large events and tourism.

A large portion of the workforce commutes from adjacent communities. The unemployment of Carmel is 0.7%, which is due to the demand for employees post pandemic.

Carmel is listed as the second highest households in the Monterey Peninsula with retirement income at 35.4%. Even with one-third of the community receiving retirement income the cost of living is 2 times the U.S. Average. Source: Towncharts. (n.d.) *Carmel-by-the-Sea, California Economy Data*. Retrieved June 7, 2023, from <https://www.towncharts.com/California/Economy/Carmel-by-the-Sea-city-CA-Economy-data.html#Figure11>

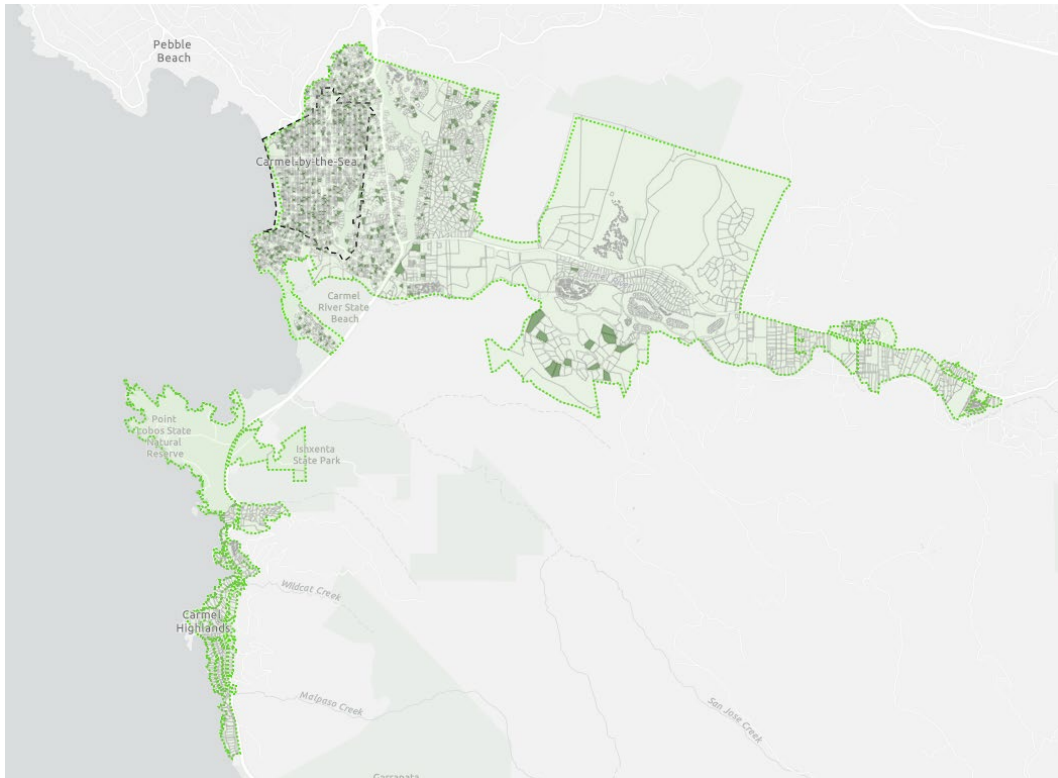
The housing market in Carmel has seen an increase with the average sale price of homes increasing 21.9% to \$2.43M from same period last year. Source: Redfin (Jan 2023) *Carmel Housing Market*. Retrieved June 7, 2023, from <https://www.redfin.com/city/2908/CA/Carmel-by-the-Sea/housing-market>. The 2022 year was the busiest year on record for sewer inspections which are required on the sale or major remodel of a home. Staff completed 300 lateral permit inspections and 261 private sewer lateral compliance certificates in 2022.

## Service Area

Carmel-by-the-Sea, usually referred to simply as Carmel, was founded in 1902 and incorporated in 1916. Situated on the Monterey Peninsula, the town is known for its natural scenery and rich artistic history. The Carmel Area Wastewater District (CAWD) was formed in 1908 and is one of the oldest sanitary districts in the state.

The District is located on the Monterey Peninsula in Monterey County, California approximately 125 miles south of San Francisco. The existing CAWD treatment plant is located at 26900 Hwy 1 on the south bank of the Carmel River approximately one-third of a mile west of the State Route 1 bridge. The administration office is located at 3945 Rio Road, Carmel.

The District serves an area bounded by Carmel Bay to the west, Carmel Highlands on the south and Del Monte Forest on the north. Service extends as far east as Quail Meadows and Del Mesa Carmel. The District maintains eighty-three miles of sewers within the existing service area. The service area consists of the city of Carmel-by-the-Sea and outlying County areas including Carmel Woods, Hatton Fields, portions of lower Carmel Valley, Carmel Meadows, Hacienda Carmel, Del Mesa Carmel, Quail Meadows, Pacific Meadows and to the south, Highlands Inn, the Tickle Pink Inn and the Highlands Sanitary Association and several individual lots in the vicinity. The total service area is comprised of approximately 5.5 square miles with a permanent population of approximately 11,000.



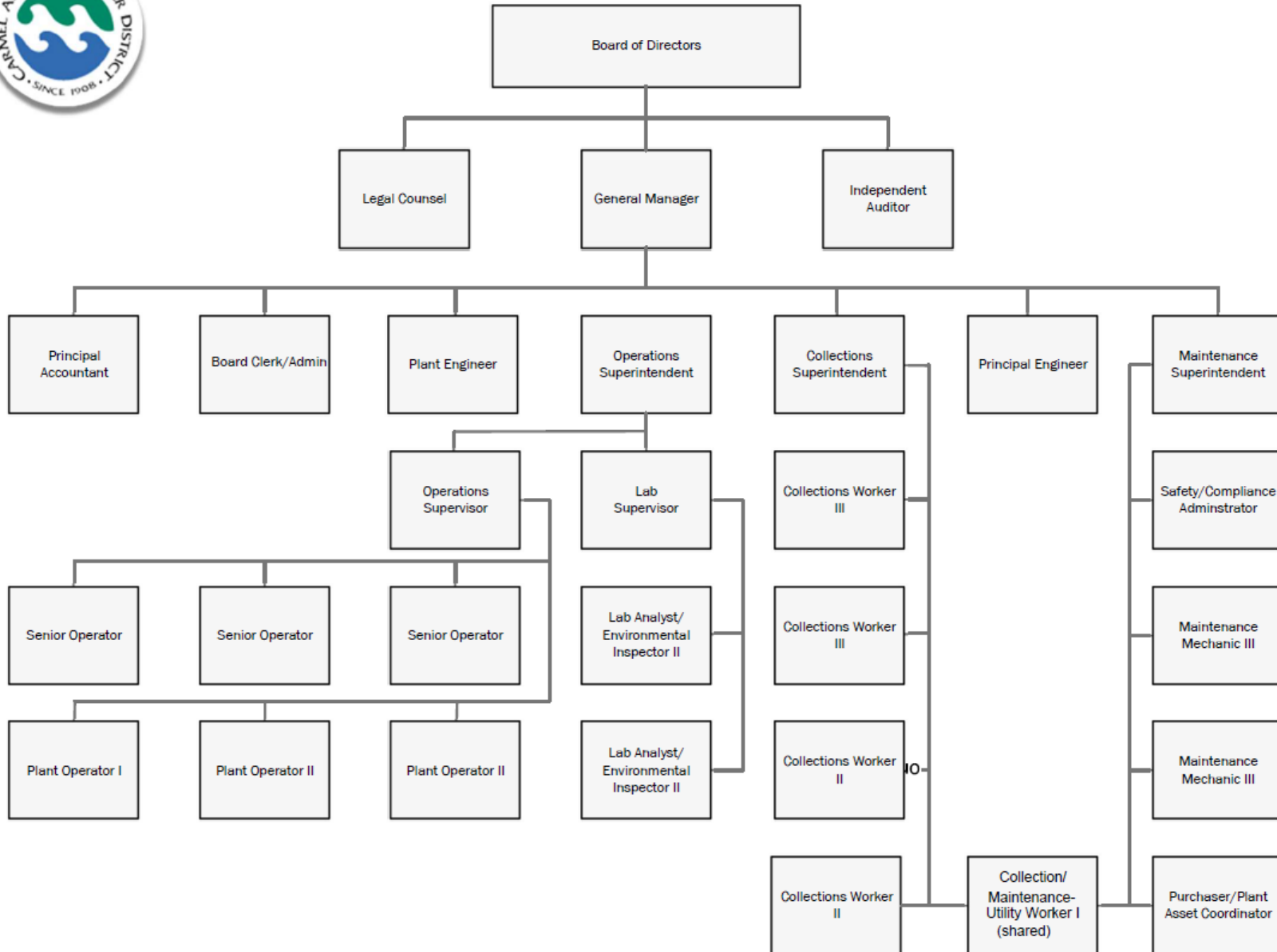


## Authorized Positions

Positions	Range	Classification Titles
<b>Administration</b>		
1	n/a	General Manager
1	26	Principal Accountant
1	17	Board Clerk/Admin
<b>Engineering</b>		
1	40	Principal Engineer
1	40	Plant Engineer
<b>Treatment Plant Operations</b>		
1	32	Operations Superintendent
1	32	Maintenance Superintendent
0	31	Associate Engineer
1	26	Operations Supervisor
1	24	Laboratory Supervisor
3	20	Senior Operator
1	19	Safety/Regulatory Compliance Administrator I
2	20	Laboratory Analyst II/Environmental Inspector
2	19	Maintenance Mechanic III
3	17	Plant Operator II
1	17	Purchaser Plant Asset Coordinator
0	16	Laboratory Analyst I/Environmental Inspector
0	15	Maintenance Mechanic II
0	14	Maintenance Worker II
1	12	Plant Operator I
0	12	Maintenance Mechanic I
0.5	9	Collection/Maintenance Utility Worker I
<b>Collection Maintenance</b>		
1	32	Collection System Superintendent
4	19	Collection Worker III
0	11	Collection Worker II
0	6	Collection Worker I
0.5	6	Collection/Maintenance Utility Worker I
<b>28.0</b>	<b>Total Positions authorized</b>	



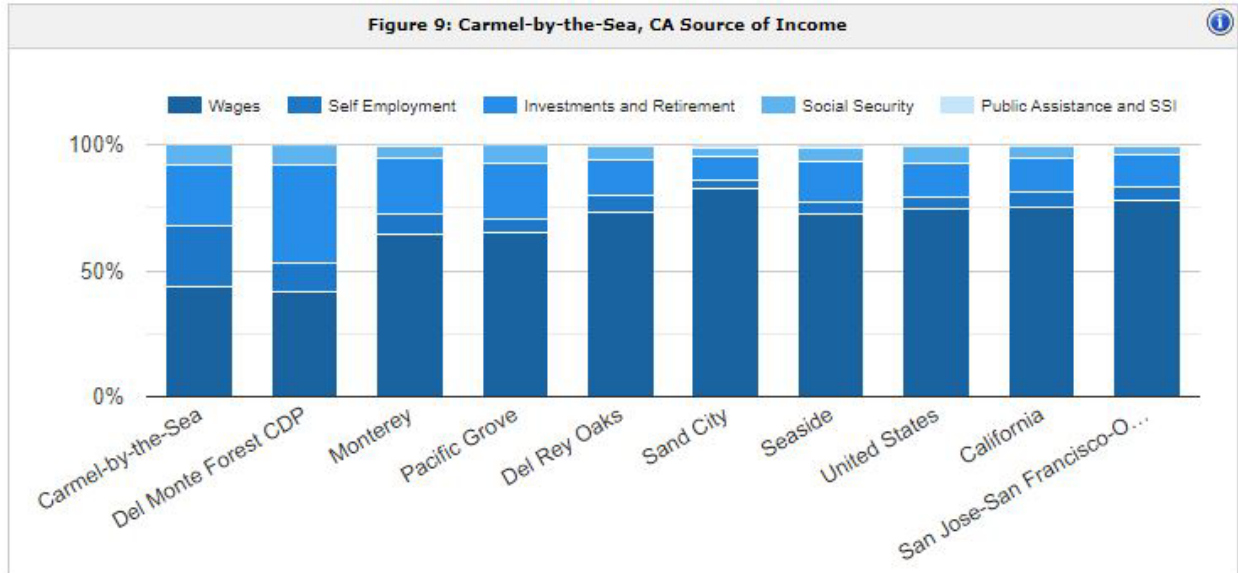
District Organizational Chart as of June 2023



## Demographics

Carmel-by-the-Sea had a population of 3,296 in 2021. The population has declined 11% over the period 2010 to 2021. The median household income is \$100,365 with a 1.2% poverty rate.

The median age is 63.6 years which is reflected in the source of income chart below as showing a relatively high retirement income compared to nearby cities.



Source: Towncharts. (n.d.) *Carmel-by-the-Sea, California Economy Data*. Retrieved June 7, 2023, from <https://www.towncharts.com/California/Economy/Carmel-by-the-Sea-city-CA-Economy-data.html#Figure9>

The median sale price for homes in Carmel in April 2023 was \$2.4M vs \$2.0M in April of 2022. The average rent for a 1-bedroom apartment is \$2,450. The average rent for a 3-bedroom house is \$5,500. Source: Zumper. (June 8th, 2023) *Carmel-by-the-Sea, Rent Prices*. Retrieved June 8, 2023, from <https://www.zumper.com/rent-research/carmel-ca>

The average age of district staff is 52 years. This implies challenges ahead to recruit and retain talented staff. The average years of employment is 12 years, which indicates the District has a wealth of institutional knowledge and has been successful retaining staff. A focus of the District will be to continue to recruit and retain so that the District has the personnel to accomplish the goals directed by the board.

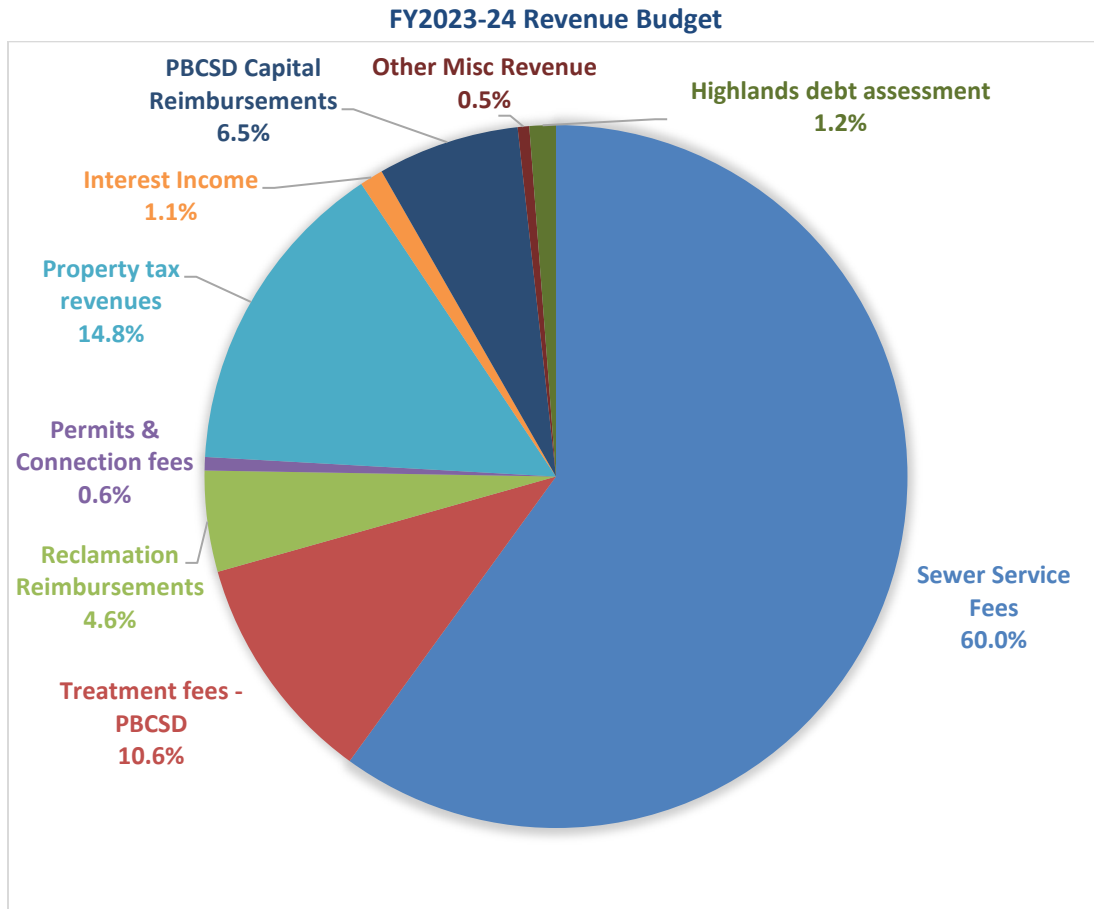


## FINANCIAL OVERVIEW

## Budget in Brief

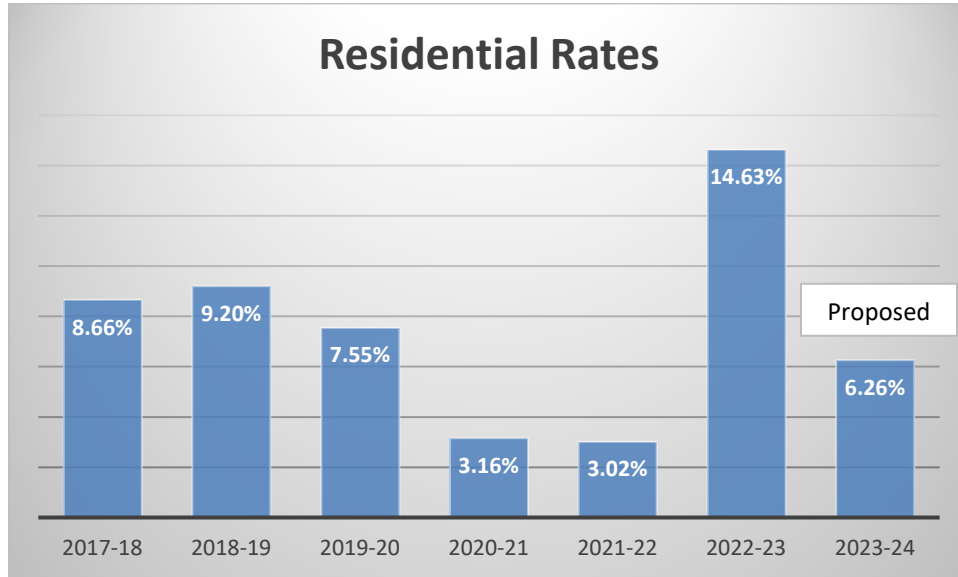
### Revenue

The District has a stable revenue foundation receiving 60% of revenue through sewer fees. Other significant revenue sources include treatment fees from PBCSD, pre-prop 13 property tax, reimbursement from the Reclamation Project, interest income, and funds from the participants in the Highlands Bond issuance that cover all debt service. The majority of sewer fee revenue is residential which comprises 72% of all user fees.



	FY2023 24	% of Total
Sewer Service Fees	\$10,561,010	60.0%
Treatment fees - PBCSD	\$1,873,694	10.6%
Reclamation Reimbursements	\$817,428	4.6%
Permits & Connection fees	\$108,200	0.6%
Property tax revenues	\$2,600,000	14.8%
Interest Income	\$190,000	1.1%
PBCSD Capital Reimbursements	\$1,148,011	6.5%
Other Misc Revenue	\$93,510	0.5%
Highlands debt assessment	\$213,480	1.2%
<b>Total</b>	<b>\$17,605,333</b>	<b>100.0%</b>

The recommended rate increase for residential customers is 6.26% or \$5.25, which results in a monthly charge of \$89.08 per month, and an annual fee of \$1,068.96. The rate increases for all the other categories are under 10%. This contrasts with fiscal year 2022-23 when residential rates were increased 14.63% after artificially keeping the rates low for the prior two years being mindful of the impact of COVID.



The District has maintained a relationship with PBCSD since 1969 when the first contract was inked. Since that time, while the contract has been modified slightly, the formula used to calculate Operation and Maintenance costs are determined as a percentage of treatment plant loadings and wastewater volume plus 7.5% for administrative costs. The percentage of flow has hovered between 28 – 32% over the life of the contract. CAWD subtracts out any treatment plant expenditures that are solely its own, for example source control and legal.

Prop 13 established base year property values, restricted the rate of increase on assessments to no greater than 2% annually and limited property taxes to 1% of the assessed value. This past year the real estate market in Carmel and surrounding areas was frequently described as “red hot” and is reflected in the number of permits pulled. As a result of property sales, a change of ownership caused the property to be reassessed at its current value; meaning we are anticipating a 6.8% increase in property tax revenue and a decrease in delinquent accounts that were brought current due to sale of the property. The amount of real estate activity has slowed down considerably in 2023 and we expect property tax revenues to plateau or increase slightly accordingly.

Interest income is estimated based on average balances earning 0.75%. We are basing our \$190K budget estimate on current yield, projected market rates, and decreasing balances as we spend down reserves for capital projects.

## Expenditures

The District has allocated 60.3% of its budget for capital equipment and projects. Investment in long term capital budget is critical to maintaining the level of service and resiliency of the treatment plant and collection system.

Inflation continues to be a challenge with increased chemical and material costs. Long lead times for material have become the norm. Staff has adjusted by increasing the stock of critical material and spare parts to prevent lengthy downtime for systems and equipment. Vendors continue to increase the price of material and equipment multiple times throughout the year.

The District continues to add new vendors so the most competitive pricing can be found and has been creative in reaching out directly to manufacturers and using online resources to reduce lead times and pricing.

The employee cost-of-living adjustment for FY2023-24 is 6.0%. The District uses the U.S. Bureau of Labor Statistics San Francisco-Oakland-Hayward index. This adjustment is a direct result of the high inflationary period the economy has experienced. Since salaries and benefits comprise 47.5% of the O&M budget, the cost-of-living adjustment has a considerable influence on the total budget.

## Pension Funding

### SAM Plan

The District maintains a legacy defined asset pension plan, Strategic Asset Management (SAM) that was established on July 1, 1969 and amended in 2005 to provide that normal retirement age to be 62 with 5 years of participation. Benefit service was frozen as of October 29, 2005 when the District converted to CalPERS. The plan currently has 6 active employees, 4 inactive employees receiving benefits, and 3 inactive employees entitled to, but not yet receiving benefits.

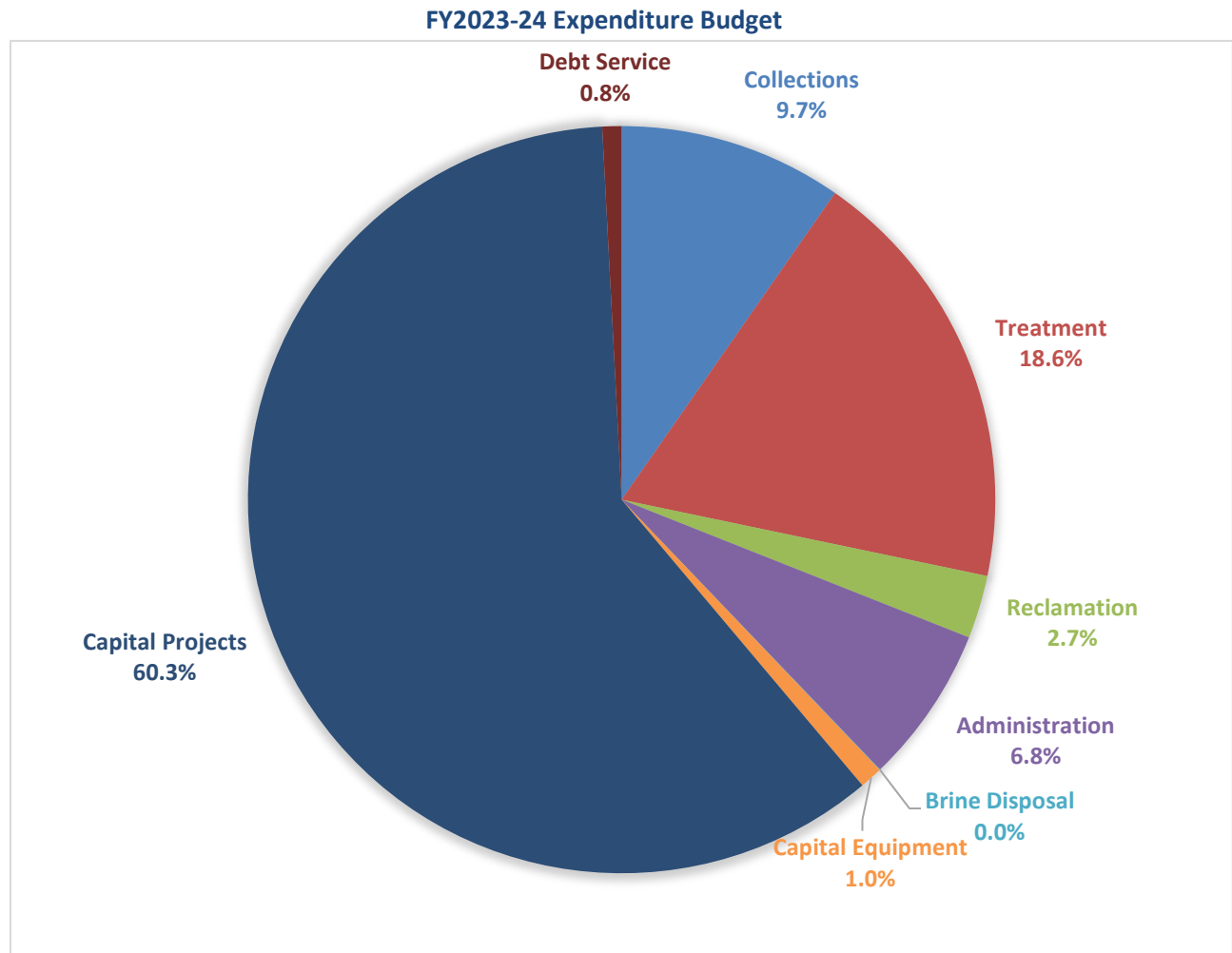
The plan used a discount rate of 6.0% to measure total pension liability. The Actuarial Asset Value of the plan on July 1, 2022 was \$6,053,791. Based on funding the initial unfunded actuarial liability over period of five years from July 1, 2014 and each Gain/Loss over a 5 year period, the Actuarially Determined Contribution for the 2022/23 plan year is \$0. The on-going plan basis, which represents the actuarial present value of all benefits allocated to plan years prior to the valuation date based on the Projected Unit Credit cost method. As of June 2022, the SAM plan is 110% funded.

### CalPERS Classic

The District has been enrolled in the CalPERS 2.0% at 60 plan since October 2005. The Present Value of Projected Benefits as of June 30, 2021 is \$10,715,656, the entry age liability is \$8,258,096, and the Plan's Market Value of Assets is \$9,006,224. The unfunded liability is <\$748,128>. The funded status of the plan is 109.1%. Not there is a two-year lag due to the amount of time CalPERS requires to test membership data and provide agencies with their required employer contribution in advance of the fiscal year. The minimum required payment for 2023-24 is \$0. The District has 16 employees enrolled in the Classic plan as of June 2022.

## CalPERS PEPRA

Established in 2013, the Public Employees' Pension Reform Act, commonly known as PEPRA is the plan all new hires must join and places compensation limits on members. PEPRA formula is 2.5% at 62. The District had 10 employees enrolled as of June 2022. The District's entry age accrued liability is \$1,131,254 as of June 2021. The Plan's Market value as of the same date is \$1,267,478 and the unfunded accrued liability is <\$116,224>. The funded ratio is 110.1%.



## District Reserves

As prudent management of our finances dictates, the wastewater district keeps a reserve of money to cover projects and unexpected events. The district utilizes a minimum 15-year planning horizon. Prior to proceeding with any capital project, the district policy is to ensure that it has all funding available to complete the project. As an enterprise fund, the District does not practice fund accounting; therefore, the designation of reserves is strictly an internal accounting function.



The District operates as an enterprise fund and maintains separate reserve balances internally. These are the five specific categories of reserves:

*Current Year Capital Fund:* This reserve fund designation is an allocation for the current fiscal year capital improvement projects. The Fiscal Year 2023-24 budget contains \$15.7M in capital projects and equipment. The District receives reimbursement for 1/3 of the costs of Treatment plant projects from PBCSD. This year we anticipate that will be \$1.1M. These are a reallocation from the Long Term Capital Reserve account. Budgeted 23-24 is \$15,765,091 (estimate as of 6-30-2023).

*Long Term Capital Reserve or General LT Fund:* These are funds set aside for rehabilitation and replacement of the capital assets of the treatment plant and the collection system over the 15-year capital improvement plan. The capital component of the rate model and property tax revenue fund this reserve account. This fund is intended to pay for all capital over the next 15 years, currently estimated at \$62M. The starting balance as of 07-01-23 is \$19,292,085 (estimate as of 6-30-2023).

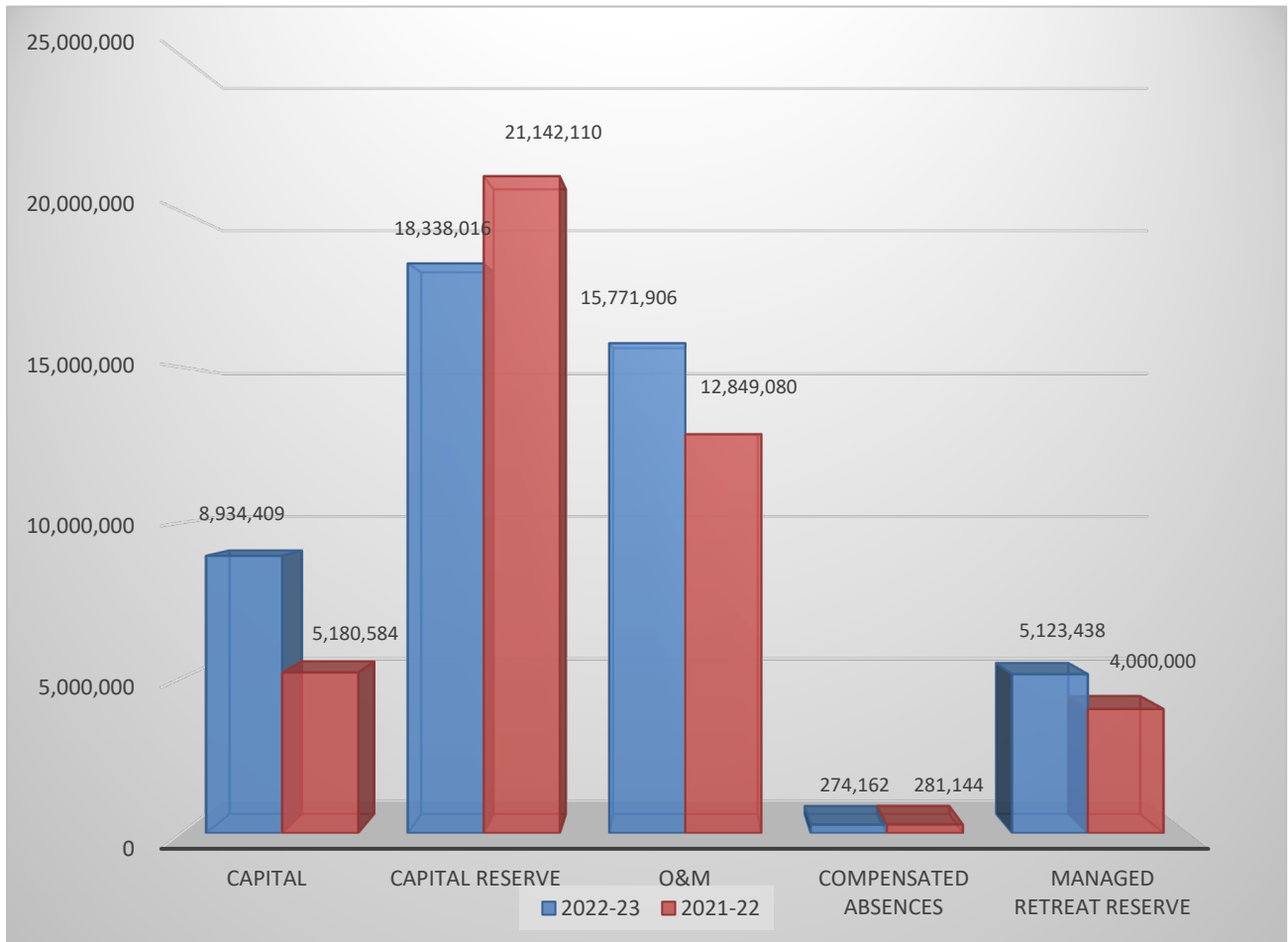
*12 Month O&M Reserve:* The operations and maintenance reserve is equal to one year of funding for the operation and maintenance of the district. The District bills user fees via the property tax statement. While this is efficient and keeps the administrative overhead low it also means the District does not have the ability to adjust operating revenue mid-course. The balance as of 07-01-22 was \$8,215,050. It will be adjusted to \$9,739,159 for the coming budget year (estimate as of 6-30-2023).

*Compensated Accruals Reserve:* Set aside to fund accrued liability due employees for their vacation leave. While a relatively small amount compared to the other “reserved” amounts, CAWD has taken a conservative position and purposefully sets aside funds each year for the compensated accruals. Employees and the Board have agreed to an accrual limit of 320 hours. There is no payout of sick time. As of 07-01-22 the balance was \$274,162 (estimate as of 6-30-2023).

*Defend or Managed Retreat Reserve (aka Sea Level Rise Reserve):* Established in 2017, to address the future needs of the District in response to sea level rise issues, it is reviewed annually by the Board of Directors with a funding goal of \$15M over 15 years. The Board authorized \$1M for this fund in fiscal year 2023-24 bringing the total balance to \$6M. Assuming a 2.0% compound interest rate over 15 years total interest earned would be \$2.2M. Inflation and interest rates tend to move in the same direction, with one often chasing the other as they rise and fall. The current rate received on our funds held by Monterey County is 2.33%; but we know eventually, the higher cost of money will reduce spending and lower the rate of inflation (estimate as of 6-30-2023).

Interest is earned quarterly on funds held at the Monterey County Treasury. All interest is placed in the Long Term Capital Reserve and swept over to the Seal Level Rise Reserve on an annual basis. The District is currently investigating if Monterey County can make a “carve out” of perhaps \$5M of District funds and invest at a higher rate of return as we will not require said funds immediately.

## Reserve Funds- April 2023



### Collections Department

The Collections department added ½ of a Full Time Equivalent in order to assist the department in reaching to monitoring goals required under our River Watch Settlement Agreement. Even with this addition to staffing total salaries are slated to decrease 2.3% over the prior year, but are 7.4% higher than fiscal year 20-21 due to overbudgeting. The negotiated cost of living increase for the coming year is 6.0%, which reflects the impact of inflation over the last 24 months. Total benefits increased 4.0% over prior year.

There was a significant contribution to the CalPERS Unfunded Accrued Liability in fiscal year 2020-21, which is reflected in an allocation across all departments. For CalPERS Classic the District contributed an additional \$725,000 and for CalPERS PEPR the contribution was an additional \$56,574. The allocation to the general ledger was done based on head count rather than any more complex accounting.

The 124.8% increase in engineering fees is a reflection of two operating realities: (1) we have been hit with a number of unbudgeted or unplanned emergencies this past year. As an example, there was a sinkhole that ended up costing \$100K.

We accept that this type of expenditure is likely to continue as we work to upgrade the Collections system. (2) And the current Principal Engineer is doing everything possible to meet the demand to upgrade the system, and has taken on a very aggressive schedule. To alleviate some of the stress we have agreed to hire a contract engineer for three days per week to assist on projects.

A number of expenditures are planned for Information Technology equipment (SCADA server upgrade and iPad for service calls) along with a replacement Closed Caption Television Viewing (CCTV) portable camera unit for when the tractor will not fit in a pipe. These are all holdovers from the COVID years when staff held all expenditures to a minimum. Under contractual services there are plans to increase the amount of root foaming and to perform some preventative and corrective maintenance. The repairs and maintenance budget reflects the increased emphasis on improvements to the system.

## Treatment & Maintenance Department

The Maintenance Department has been folded into the Treatment Department budget. The increase in salaries is reflective of that consolidation and the 6.0% COLA effective 07-01-23. The worker compensation experience mod will increase 16 basis points over the prior year – because we are a small agency even a minor injury has a significant impact on our mod factor. Over all, employee benefits are projected to increase only 4.8%. General property and liability insurance is project to increase 10% plus an 8% increase in the valuation of the plant assets. We are projecting that electricity costs will increase 4.9% and natural gas will increase 17.2%, both increases reflective of market forces.

Chemical costs increases continue to be challenging. The largest increases are ferric chloride at 91% and sodium hypochlorite at 48.5%. All the chemicals had increases in the double digit percents with the exception of sodium bisulfite.

Contractual services are projected to increase 32.7%. Sludge hauling increased by 60% due to increased fuel costs for hauling and limited options for vendors. Network administration increased 36.2% due to an increased need for cyber security. Laboratory analysis will increase 144.7% because of the addition of influenza, monkeypox, and polio to the virus testing regime. Previously the District was only testing for COVID-19. Grit & screening disposal increased 28.1% because of increased amounts of haulage and rates.

Utilities are projected to increase 9.4% overall. The primary increases in natural gas 16.5% and propane 75% and are reflective of market forces as indicated above in Collections summary. Cellular service increased 74.3% because of plans to expand the number of cell phones.

## Administration Department

\$1.7M in total operating costs budgeted for FY2023-24. This is a 29% increase from FY2022-23 budget. While the COLA is 6.0%, the Board Clerk/Administrative Services position went from two part timers to

one full time. Benefits increased 100% because of the addition of \$100K to both the legacy defined benefit or SAM plan and another \$100K to the District's CalPERS Section 115.

The largest increases come in engineering and legal fees. Engineering increased 1900% over prior year from \$500 to \$10K. The decision was made to add \$10K to the budget to serve as funding for general engineering consulting as required. The larger increase in legal fees of 1104.5% is due to potential litigation the District may be subject to in the coming budget year. Along the same lines public outreach increased 796.9% as we attempt to get our message out not only better, but more clearly.

Insurance is expected to increase due to an increase in valuation of assets of 8% and 10% or greater increase of rates. This is an industry expected increase and not specific to the District. ADP services are slated to increase as we move further into an automated Human Resource platform. We currently process payroll and utilize Workforce Now for evaluations. We plan to make greater use of the Workforce Now timekeeper function to gain efficiency in record-keeping. The Local Agency Formation Commission annual fee is anticipated to increase 35.9% because of potential litigation they are facing – all costs are proportionally shared with all participating agencies.

### Capital Improvement Projects

The total capital budget for fiscal year 2023-24 is \$15.7M with \$11.9M for collections projects and equipment and \$3.7M for treatment projects and equipment. Collections has presented the 15-year capital plan with a total cost of \$66M (including 2023-24). With the completion of the larger treatment plant projects, the focus will now shift to collections. The Treatment plant Electrical/Mechanical Rehabilitation and Sludge Holding Tank Replacement Project will be complete in 2023. This will complete the major rehabilitation of the treatment plant. The Reclamation project condition assessment and capital planning process is in progress and although this will not be a cost paid for by District ratepayers, it will still require significant staff time.



Bay & Scenic Pump Station



## FINANCIAL STRUCTURE & POLICIES

## Structure

The Carmel Area Wastewater District (District), organized July 8, 1908, is governed under the provisions of the Sanitary District Act of 1923, Health and Safety Code, Section 6400 et seq., as amended. The function of the District is to provide, operate and maintain sewage collection, treatment, and disposal facilities for the properties included within its boundaries and for certain contracted adjacent properties, and supply reclaimed water to the Monterey Peninsula Water Management District. The District is governed by a five-member Board elected at-large for a four-year term. The District is managed by a General Manager that is hired by the Board of Directors.

The Financial Independent Auditor and Legal Counsel for the District are contracted services and report directly to the Board. All other functions report to the General Manager. The District is organized into five areas – Plant Operations, Collections, Maintenance, Administration, and Engineering Services. The first three are headed by a Superintendent. The fourth, Administration, includes the General Manager’s Office, the Board, and Administration.

The District’s reporting entity includes all significant operation and revenue sources as determined under the criteria established by the Governmental Accounting Standards Board. Oversight responsibility is determined on the basis of selection of the governing board, designation of management, ability to significantly influence operations, accountability for fiscal matters, and the scope of public service. The District is exempt from federal income and state franchise taxes.

In March 1969, the District entered into an agreement with the Pebble Beach Community Services District (PBCSD) for treatment and disposal of sewage service delivered by PBCSD. It was anticipated that the contract would account for approximately one third of the capacity of the District’s treatment plant. PBCSD began delivering sewage to the District in fiscal year 1970-71, and reimburses the District for one third of its operating treatment and disposal expenses plus a portion of general and administrative expenses at an agreed upon annual fee for this service. The agreement has been modified several times over the years, and currently operates under the 1994 amended agreement.

Under the same agreement, PBCSD additionally reimburses the District for one-third the cost of capital assets purchased or constructed for sewage treatment and disposal. Carmel Area Wastewater District maintains sole ownership of the wastewater treatment plant and related capital assets. PBCSD has only a contractual “right to use” one-third of the sewage treatment plant’s capacity under the terms of the most recent modified 1994 agreement and has no rights to ownership of the District’s capital assets. Accordingly, capital assets are recorded by the

District at 100 percent of their historic cost or contributed value, and any expense reimbursements received from PBCSD or other affiliates are recorded as revenue to the District.

Intact sewage systems constructed by real estate developers are completed at no cost to the District. These systems, when formally accepted by District engineers and the Board of Directors, are recorded as revenue to the District.

### **Basis of Presentation**

The Carmel Area Wastewater District's financial statements have been prepared in accordance with Generally Accepted Accounting Principles (GAAP) in the United States of America as applied to governmental entities. The Governmental Accounting Standards Board (GASB) is the accepted standard setting body for establishing governmental accounting and financial reporting principles. The financial transactions of the District are recorded in a Proprietary Fund type.

Proprietary Funds are used to account for operations that are financed and operated in a manner similar to private business enterprises where the expenses, including depreciation, of providing goods or services to the general public are recovered through user charges.

Enterprise Funds are used to account for operations (1) that are financed and operated in a manner similar to private business enterprises - where the intent of the governing body is that costs (expenses, including depreciation) of providing goods or services to the general public on a continuing basis be financed or recovered primarily through user charges; or (2) where the governing body has decided that periodic determination of revenue earned, expenses incurred, and/or net income is appropriate for capital maintenance, public policy, management control, accountability, or other purposes. The District is such an enterprise fund.

The basic financial statements are prepared using the accrual basis of accounting. Accordingly, all assets and liabilities (whether current or noncurrent) are included in the statement of net position.

The statement of revenue, expenses, and change in net position presents increases (revenue) and decreases (expenses) in total net position. Capital contributions of property and equipment are reported as a separate line item in the statement of revenue, expenses, and change in net position.

### **Accounts and Records**

Records of the District are maintained at its office in Carmel, California. These records include cash receipts and disbursements journals, a general ledger, complete minutes of the Board of Directors meetings, Resolutions, Ordinances and files of supporting documents. Investment funds of the District are on deposit with the Monterey County Treasurer's investment pool.

## **Budgets and Budgetary Accounting**

A budget of projected cash receipts and disbursements is prepared to meet the requirements of the Monterey County Auditor and for internal use by the Board of Directors. The budget is used to provide financial guidance to the District and to determine the amount of funds required from user fees and other sources. The primary difference between the budgetary basis method, and the accounting principles generally accepted in the United States of America (GAAP) method, is depreciation expense and the principal portion of debt service payments.

## **Basis of Accounting**

The District's basis of accounting for budgetary purposes conforms with the generally accepted accounting principles (GAAP). Financial statements are presented as an enterprise fund. Enterprise funds are used to account for operations that are financed and operated in a manner similar to private business enterprises where the intent of the governing body is that the costs of providing services to the general public on a continuing basis be financed or recovered primarily through user charges.

As the District's financial are accounted for as an enterprise fund and the budget is prepared generally based on the full accrual basis of accounting. Revenues are recognized when earned and costs are recognized when a liability is incurred. In financial reporting depreciation and amortization are included and the repayment of the principal on debt is not reported as expenses. In budgetary reporting, depreciation and amortization are excluded, and the repayments of the principal on debt as expenditures are included.

## **FINANCIAL PLANNING POLICIES**

The District has financial policies that set forth guidelines to maintain accountability and control over operating revenue and expenses, ensure proper appropriation of reserves and restricted funds, and proactively address the rising costs of pension and other post-employment benefits.

The District's Reserve Policy covers all reserve funds of the District. At the end of each fiscal year, compliance with the Reserve Policy will be reported to the District's Board of Directors as part of each Fiscal Year End Financial Report.

- *Capital Improvement Reserve:* This fund is to fund capital projects as planned in the Capital Improvement Program and capital budget. This fund is applied to the Long-Term Financial Plan and Replacement Cost Plan. All connection fees, property taxes and interest income revenue is presently deposited into this fund. Annually an amount equal to current year capital budget is transferred from this fund to the Capital Fund.



- Compensated Accrual Reserve: This fund is used to pay the District's accrued vacation liability. District policy allows employees to accrue a maximum of 320 hours vacation time. Vacation accruals are paid to employee upon separation.
- Defend or Managed Retreat Restricted Reserve: Created in 2017 to address the future needs of the District in response to potential sea level rise issues. The Board determined that the Budget Committee would review annually and make a recommendation as part of the budget process to the full board as to funding.

**Resolution 2017-09 refers to a funding goal of \$15M over 15 years.**

- Capital Fund: Will be drawn down annually to pay for budgeted capital expenditures. It is replenished annually in amount equal to capital budget to meet the next year budgeted capital requirements.
- O & M Fund: This fund contains all operating and non-operating revenues not specifically allocable to other funds which may be used for general purposes of the District. All operating and non-operating expenses identified in the budget are financed from this fund.

The policy requires coverage of a minimum of 100% of the total annual operating budget because (a) the District utilizes the property tax rolls to bill for sewer service and is therefore only able to submit rate changes once a year, and (b) covering 100% of the annual operating budget is a conservative position and ensures that should the District need to borrow lenders will look favorably on its operating position.

## Budget Development Process

### Balanced Budget, Basis of Budgeting, Accounting, Development & Administration

The Board approves and adopts a balanced budget prior to the start of the fiscal year beginning July 1. The Board, General Manager, and District staff each has their respective departmental, and programmatic responsibilities to develop a financially responsible budget each fiscal year. Budget development is guided by financial policies and procedures, the strategic business plan, long and short term organizational goals and objectives, the economic climate, and other external factors.

The budget reflects the costs necessary to provide customers with safe and reliable wastewater service for the budget year and the long term and endeavors to keep rate increases low and yet provide for the District's long-term sustainability. The budget allocates resources, is utilized to develop rates and charges that provide adequate revenues to meet its operational needs, and encourages efficiency at every level.

Allocation of resources and strategic decision making does not end once the budget is adopted. Throughout the year each department is responsible for implementing the budget and monitoring performance, responding to unforeseen circumstances, and participating in long-range planning.

**Fund Structure:** The District is a single enterprise fund agency. This is an accounting system that emphasizes accountability rather than profitability. Enterprise funds provide goods or services to the general public for a fee or user charge to fund operations, similar to the way a public commercial enterprise operates.

**Balanced Budget:** The Budget is balanced when revenues equal expenditures. When revenues exceed expenditures, surplus funds are transferred into designated reserves in accordance with the District's Reserve Policy. The District's rates and charges are set to ensure that revenues are sufficient to recover the total cash needs in a given fiscal year and meet long-term capital needs.

**Cash Basis of Budgeting:** The District's annual budget is based on the cash method of accounting. Non-Cash depreciation and amortization expenses are included as line items at the request of the District's financial auditor. The District does not budget for depreciation. Revenues are budgeted according to what is expected to be collected during the budget year, and expenditures are budgeted according to what is expected to be spent during the fiscal year. The cash basis recognizes revenue when cash is received and recognizes expenses when cash is spent.

**Accrual Basis of Accounting:** The District is an enterprise fund and accounts for all its financial activity utilizing the accrual method of accounting in accordance with all applicable Government Accounting Standards Board (GASB) pronouncements for accounting, and recognizes revenues, expenses, assets, and liabilities in the proper fiscal year (July – June).

The accrual method recognizes transactions and events when they occur, regardless of when cash is received or spent. One of the primary differences between the cash basis of budgeting and the accrual basis of accounting is the accrual method matches revenues to expenses which gives a more accurate picture of the District's financial condition.

**Budget Appropriation:** The District Budget covers all expenditures for any given fiscal year. During the year, the budget can be increased through a budget amendment resolution, approved by a majority of the Board of Directors. There is no legal restriction on the amount or frequency that the budget can be amended. Only the Board of Directors can increase the total allowable operating and capital appropriations. The General Manager is authorized to hire regular employees up to the number approved by the Board of Directors, in accordance with the “Designation of Classification Titles” authorized annually.

**Development, Adoption, and Administration:** The annual budget development begins with an analysis of the current year budget compared to projected annual expenditures and long-term capital improvement program funding, and serves as the baseline for the upcoming year’s budget. Unanticipated expenses are identified, and revenue and expenditure patterns are analyzed. During the course of budget development each department is responsible for developing their individual budgets for the year and for developing a long-term capital plan with coordination from the Principal Engineer/Plant Engineer.

This work forms the basis for the “1<sup>st</sup> Preliminary Draft” that is used as the basis for discussion with the Budget Committee (two Board members are selected annually). The General Manager and Budget Committee meet to review options to balance the budget and reach the District’s strategic goals. Concurrently with the Budget Committee, there is a standing Salary/Benefits Committee that meets to discuss the employee negotiations and other personnel related expenditures. Both Board Committees work together to prepare and finalize a Preliminary Budget that is presented to the full Board in March of each year.

The Preliminary Budget forms the basis for the rate model that is publicly noticed under Proposition 218 rules to every parcel holder of record in the District. At the Preliminary Budget meeting stakeholders are encouraged to provide input on the budget for consideration. Any direction provided by the Board in March is incorporated into the final proposed budget. If necessary, the Budget Committee will meet again prior to the completion of the final budget, which is presented at the June meeting in a publicly noticed meeting to consider its adoption. Once adopted, the budget serves as the revenue collection and spending plan for the fiscal period.

On a monthly basis, during the fiscal year, staff prepares a detailed budget performance report and brief revenue and expenditure analysis. These monthly reports are available for public review and are available on the District web site at <https://www.cawd.org/board-of-directors-meetings>.

## **Budget Responsibilities**

Budget decisions are made through a process that involves the Board of Directors, District staff, and the public. The responsibilities for financial management planning and budget control are as follows:

### **Board of Directors**

- Establish both short and long-term financial goals for the District.
- Develop strategic guideline/policies to guide staff in the development of the operating and long-term capital budget priorities.
- Ensure sound budgeting policies are in place.
- Ensure the adequacy of District resources.
- Review proposed cash flow projections.
- Approve Prop 218 Notice for user fees and charges.

- Participate, as appropriate, in budget committees.
- Monitor and provide budget oversight throughout the fiscal year.

### **General Manager**

- Review and present to the Board of Directors long range plans, budgets and revisions, schedules of rates and charges, and other financial transactions, as necessary.
- Authorize budget transfers of up to 5% of the fiscal years' budget between the operating and capital budget, provided that the total budget remains unchanged.
- Support the development of the Strategic Plan that includes projections of short range and long range financial needs, and recommend methods for meeting those needs.
- Develop procedures and controls to monitor and assure compliance with the budget.
- Assist departments throughout the year with their budgets and financial issues.
- Authorize the allocation of budgeted funds from contingency.
- Implement emergency financial procedures within approved limits, when necessary.
- Budget authorization level at \$35,000

### **Departmental Responsibilities**

- Prepare departmental Operations & Maintenance budget requests.
- Prepare current year Capital Improvement Program requests in conjunction with Principal Engineer.
- Prepare and/or update long term capital requests. The District is committed to a 15-year planning horizon for its capital program.
- Monitor financial performance and take prompt corrective action, as needed.
- Monitor key performance indicator and take corrective action, as appropriate.
- Promptly inform the General Manager when unforeseen circumstances indicate that budget amounts may be exceeded or that expected revenues may be less than planned.

### **Principal Engineer/Plant Engineer**

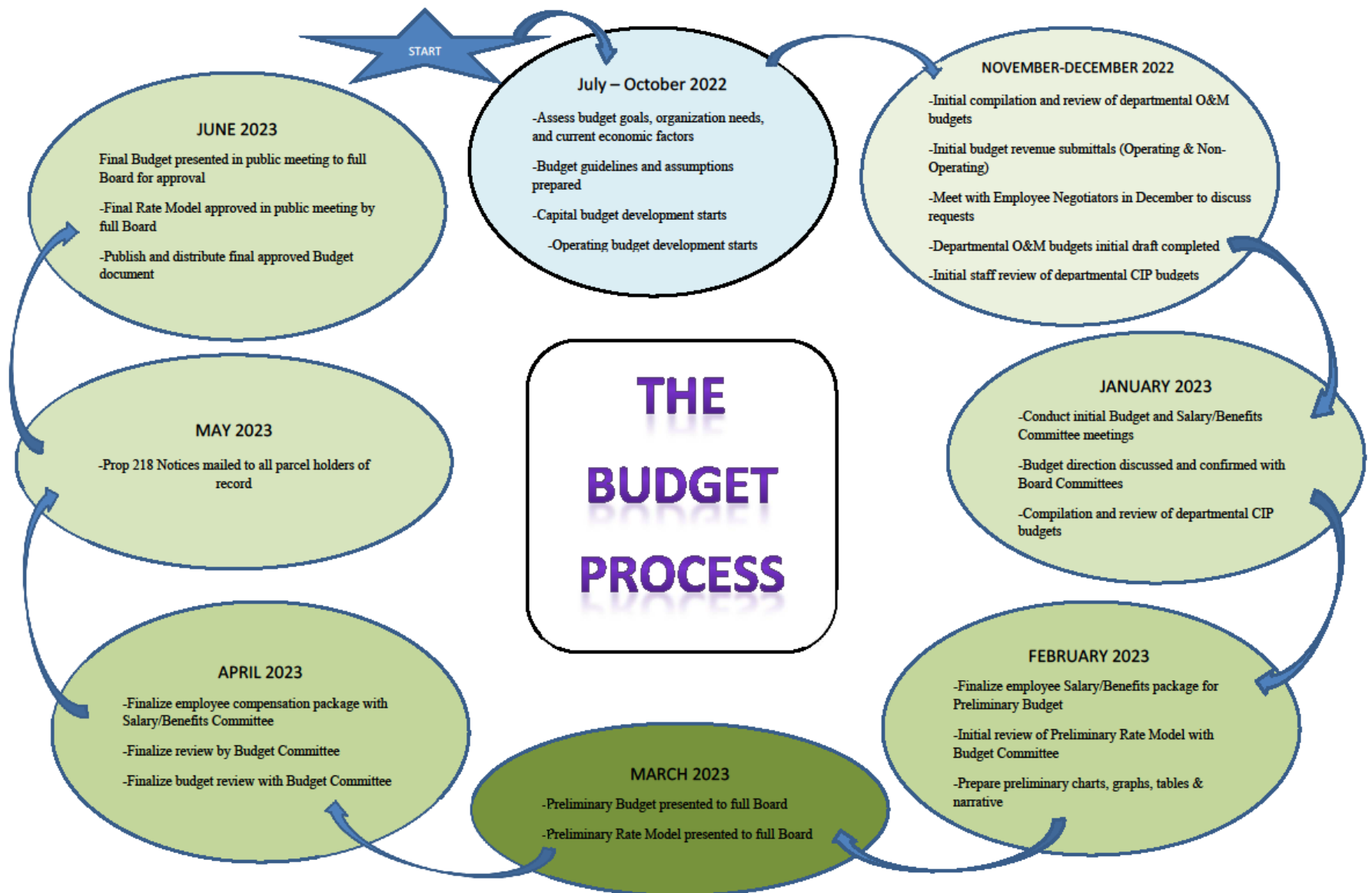
- Work with Collections, Maintenance, and Operations Superintendents to review, monitor, and clarify capital budget requests.
- Prepare and/or update long term capital plan for all departments.
- Maintain the District's commitment to a 15-year planning horizon for its capital program.
- Monitor all capital projects under Engineering purview
- Promptly inform the General Manager when unforeseen circumstances indicate that budget amounts may be exceeded or that capital/operation planning was incorrect for projects under Engineering purview.

### **Principal Accountant**

- Prepare financial projections, schedule of rates and charges, and other financial materials.
- Produce monthly expenditure and revenue reports.
- Prepare periodic reports on the status of expenditures, revenues, investments and actions taken to ensure the financial stability of the District.
- Prepare information on financial trends to facilitate evaluation of the District's financial position and identify conditions requiring management attention.

## Budget Calendar

July – Oct	<ul style="list-style-type: none"> <li>-Assess budget goals, organization needs, and current economic factors</li> <li>-Budget guidelines and assumptions prepared</li> <li>-Capital budget development starts</li> <li>-Operating budget development starts</li> </ul>
Nov – Dec	<ul style="list-style-type: none"> <li>-Initial compilation and review of departmental O&amp;M budgets</li> <li>-Initial budget revenue submittals (Operating &amp; Non-Operating)</li> <li>-Meet with Employee Negotiators in December to discuss requests</li> <li>-Departmental O&amp;M budgets initial draft completed</li> <li>-Initial staff review of departmental CIP budgets</li> </ul>
January	<ul style="list-style-type: none"> <li>-Conduct initial Budget and Salary/Benefits Committee meetings</li> <li>-Budget direction discussed and confirmed with Board Committees</li> <li>-Compilation and review of departmental Capital Improvement Project (CIP) budgets</li> </ul>
February	<ul style="list-style-type: none"> <li>-Finalize employee Salary/Benefits package for Preliminary Budget</li> <li>-Initial review of Preliminary Rate Model with Budget Committee</li> <li>-Prepare preliminary charts, graphs, tables &amp; narrative</li> </ul>
March	<ul style="list-style-type: none"> <li>-Preliminary Budget presented to full Board</li> <li>-Preliminary Rate Model presented to full Board</li> </ul>
April	<ul style="list-style-type: none"> <li>-Finalize employee compensation package with Salary/Benefits Committee</li> <li>-Finalize review by Budget Committee</li> <li>-Finalize budget review with Budget Committee</li> </ul>
May	<ul style="list-style-type: none"> <li>-Prop 218 Notices mailed to all parcel holders of record</li> </ul>
June	<ul style="list-style-type: none"> <li>-Final Budget presented in public meeting to full Board for approval</li> <li>-Final Rate Model approved in public meeting by full Board</li> <li>-Publish and distribute final approved Budget document</li> </ul>
July 1 – June 30	<ul style="list-style-type: none"> <li>-Budget Management &amp; Oversight</li> <li>-Budget amendments increasing the overall fiscal year budget are subject to Board review and approval</li> <li>-Monthly Budget-to-Actual reports included in Board agenda packet</li> <li>-Annual Audited Financial Statement prepared in early Fall and presented to Board in January.</li> </ul>



**Page Intentionally Left Blank**

**Carmel Area Wastewater District**  
**Budget Summary**  
**2023-24**

Description	FY 20-21 Actual	FY 21-22 Actual	FY 22-23 Budget	FY 22-23 Year End Estimate	Proposed 2023-24 Budget	% Chg. Prior Yr. Actual
<b>Beginning Fund Balance</b>	32,398,290	38,005,100	43,738,500	43,738,500	39,250,764	-10.26%
<b>Operating Revenues - CAWD</b>	10,606,726	10,100,280	11,169,528	10,590,339	12,494,704	17.98%
<b>Operating Revenues - Recl</b>	624,870	637,840	663,179	760,384	702,907	-7.56%
	<b>11,231,596</b>	<b>10,738,120</b>	<b>11,832,707</b>	<b>11,350,723</b>	<b>13,197,611</b>	<b>16.27%</b>
<b>Op Expend. (less deprec.)</b>						
Treatment	2,816,391	2,474,269	5,081,705	4,243,227	4,784,235	12.75%
Maintenance - Plant	1,470,451	1,366,217	0	0	0	∞
Administration	1,247,498	1,112,421	1,367,066	1,208,846	1,757,661	45.40%
Collection	1,522,916	1,465,267	2,172,582	1,973,894	2,488,418	26.07%
Waste to Energy	13,805	1,930	0	0	0	∞
Brine Disposal	3,129	2,676	5,462	5,463	5,938	8.69%
Reclamation Project	624,870	659,780	663,179	663,179	702,907	5.99%
Total Operating Exp	<b>7,699,062</b>	<b>7,082,560</b>	<b>9,289,994</b>	<b>8,094,609</b>	<b>9,739,159</b>	<b>20.32%</b>
<b>Operating Gain/(Loss)</b>	<b>3,532,534</b>	<b>3,655,561</b>	<b>2,542,714</b>	<b>3,256,114</b>	<b>3,458,452</b>	<b>6.21%</b>
(exclusive of depreciation)						
Depreciation Expense	2,862,471	2,669,000	2,669,000	2,669,000	2,669,000	0.00%
<b>Operating Gain/(Loss)</b>	<b>670,063</b>	<b>986,561</b>	<b>(126,287)</b>	<b>587,114</b>	<b>789,452</b>	<b>34.46%</b>
<b>Non Operating Revenues</b>	2,903,886	3,786,595	4,713,276	4,558,463	4,293,201	-5.82%
<b>Non Operating Reclamation</b>	16,418	128,200	177,410	80,803	114,521	41.73%
<b>Non Operating Expend.</b>	214,200	199,781	213,456	213,456	213,481	0.01%
<b>Net Income/(Loss)</b>	<b>3,376,167</b>	<b>4,701,574</b>	<b>4,550,944</b>	<b>5,012,924</b>	<b>4,983,693</b>	<b>-0.58%</b>



**Carmel Area Wastewater District**  
**Budget Summary**  
**2023-24**

Description	FY 20-21 Actual	FY 21-22 Actual	FY 22-23 Budget	FY 22-23 Year End Estimate	Proposed 2023-24 Budget	% Chg. Prior Yr. Actual
<b>Capital Budget</b>						
Equipment Purchases						
Administration	0	0	7,000	7,000	7,000	0.00%
Collections	554,098	40,531	72,500	72,500	241,000	232.41%
Treatment	40,561	287,749	57,000	57,000	5,700	-90.00%
Capital Improvement Projects						
Administration	0	75,000	25,000	25,000	58,500	134.00%
Collections	521,057	1,822,072	6,430,000	6,430,000	11,630,090	80.87%
Treatment Long Term Capital	662,608	1,949,666	5,400,750	5,400,750	3,708,280	-31.34%
Reclamation Project	16,418	128,200	177,410	177,410	114,521	-35.45%
<b>Total Capital Budget</b>	<b>1,794,742</b>	<b>4,303,218</b>	<b>12,169,660</b>	<b>12,169,660</b>	<b>15,765,091</b>	<b>29.54%</b>
<b>Ending Fund Balance</b>	<b>36,842,186</b>	<b>41,072,456</b>	<b>38,788,784</b>	<b>39,250,764</b>	<b>31,138,366</b>	<b>-20.67%</b>

**Carmel Area Wastewater District  
Revenues Budget 2023-24**

Description	FY 20-21 Actual	FY 21-22 Actual	FY 22-23 Budget	FY 22-23 Year End Estimate	Proposed 2023-24 Budget	% Chg. Prior Yr. Actual
<b>OPERATING REVENUES</b>						
Sewer service fees - residents	8,941,953	8,869,280	9,941,528	9,021,039	10,561,010	17.1%
Treatment fees - PBCSD	1,597,608	1,158,000	1,160,000	1,499,575	1,873,694	24.9%
Permits & inspection fees	67,165	73,000	68,000	69,725	60,000	-13.9%
Reclamation Proj O & M reimbursement	624,870	637,840	663,179	760,384	702,907	-7.6%
<i>Total Operating</i>	<b>11,231,596</b>	<b>10,738,120</b>	<b>11,832,707</b>	<b>11,350,723</b>	<b>13,197,611</b>	<b>16.3%</b>
<b>NON OPERATING REVENUES</b>						
Property tax revenue	2,296,166	2,330,000	2,376,600	2,433,667	2,600,000	6.8%
Interest Income	319,244	293,160	300,000	247,921	190,000	-23.4%
Liquid food waste	4,923	2,211	0	0	0	∞
Brine disposal	86,488	96,039	80,000	103,353	83,510	-19.2%
Highlands Inn assessment revenue		212,906	213,456	217,148	213,480	-1.7%
Reimbursement from PBCSD for 1/3 secondary treatment plant improv.	157,306	823,932	1,723,220	1,135,075	1,148,011	1.1%
Plant Connection fees	29,379	18,862	20,000	53,851	48,200	-10.5%
Other	10,381	9,485	0	367,448	10,000	-97.3%
Reclamation Project reimbursement	16,418	128,200	177,410	80,803	114,521	41.7%
<i>Total Non Operating</i>	<b>2,920,304</b>	<b>3,914,795</b>	<b>4,890,686</b>	<b>4,639,266</b>	<b>4,407,722</b>	<b>-5.0%</b>
<b>TOTAL REVENUES</b>	<b>14,151,900</b>	<b>14,652,915</b>	<b>16,723,393</b>	<b>15,989,989</b>	<b>17,605,333</b>	<b>10.1%</b>

**Carmel Area Wastewater District  
Non-Operating Expenses Budget  
2023-24**

Description	FY 20-21 Actual	FY 21-22 Actual	FY 22-23 Budget	FY 22-23 Year End Estimate	Proposed 2023-24 Budget	% Chg. Prior Yr. Actual
<b>NON OPERATING EXPENSES</b>						
Debt Service - Principal*	170,000	175,000	185,000	185,000	195,000	5.41%
Debt Service - Interest	42,000	22,181	25,856	25,856	15,881	-38.58%
Bond Fees	2,200	2,600	2,600	2,600	2,600	0.00%
<b>TOTAL</b>	<b>214,200</b>	<b>199,781</b>	<b>213,456</b>	<b>213,456</b>	<b>213,481</b>	<b>0.01%</b>

**Note:**

\* Highlands Bond is charged to project participants annually on property tax statements in addition to annual use Highlands Bond maturity October 1, 2024

**Carmel Area Wastewater District  
Summary Departmental Operating Budget 2023-24**

Description	FY 20-21 Actual	FY 21-22 Actual	FY 22-23 Budget	FY 22-23 Year End Estimate	FY 23-24 Budget	% Chg. Prior Yr. Actual
<b><i>Salaries</i></b>						
Total Salaries	2,723,869	2,720,611	3,041,725	2,894,084	3,000,934	3.7%
<b><i>Payroll Taxes</i></b>						
Total Payroll Taxes	222,249	236,703	232,692	246,332	265,538	7.8%
<b><i>Employee Benefits:</i></b>						
Total Employee Benefits	1,468,251	632,914	919,619	759,540	994,657	31.0%
<b><i>Directors Fees</i></b>						
Total Directors Fees	18,963	21,895	33,200	29,500	33,000	11.9%
<b><i>Trucks &amp; Autos</i></b>						
Total Trucks & Autos	68,546	83,093	72,910	56,185	62,980	12.1%
<b><i>Property/Liability/Cyber</i></b>						
Total Insurance	164,764	178,644	184,234	196,600	225,100	14.5%
<b><i>Audit/Financial Expense</i></b>						
Total Audit/Financial Expense	29,550	30,175	22,550	32,550	28,800	-11.5%
<b><i>Engineering Fees</i></b>						
Total Engineering Fees	91,634	29,358	401,500	298,500	534,800	79.2%
<b><i>Attorney Fees</i></b>						
Total Attorney Fees	65,068	47,459	76,000	44,000	283,000	543.2%
<b><i>Office Supplies &amp; Service</i></b>						
Total Office Supplies & Svc.	44,156	56,611	98,400	86,600	154,100	77.9%

**Carmel Area Wastewater District  
Summary Departmental Operating Budget 2023-24**

Description	FY 20-21 Actual	FY 21-22 Actual	FY 22-23 Budget	FY 22-23 Year End Estimate	FY 23-24 Budget	% Chg. Prior Yr. Actual
<b><i>Operating Supplies</i></b>						
Total Operating Supplies	348,151	429,210	458,122	476,860	610,880	28.1%
<b><i>Contractual Services</i></b>						
Total Contractual Services	800,650	918,165	871,576	743,877	934,865	25.7%
<b><i>Repairs &amp; Maintenance</i></b>						
Total Maint & Repairs	427,423	445,145	1,010,315	910,600	1,177,400	29.3%
<b><i>Utilities</i></b>						
Total Utilities	304,629	331,010	341,920	334,127	367,478	10.0%
<b><i>Telephone</i></b>						
Total Telephone	45,273	43,528	40,113	40,770	49,000	20.2%
<b><i>Travel &amp; Training</i></b>						
Total Travel & Meetings	9,170	18,894	52,015	41,470	62,300	50.2%
<b><i>Permitting</i></b>						
Total Permitting	50,279	38,665	53,088	45,900	58,200	26.8%
<b><i>Membership/Subscriptions</i></b>						
Total Membership/Subscrip.	53,281	51,429	66,860	67,460	77,200	14.4%
<b><i>Safety</i></b>						
Total Safety Expenses	104,908	54,344	108,950	79,750	67,620	-15.2%
<b><i>Other Expenses</i></b>						
Total Other Expense	33,382	54,924	540,000	45,700	48,400	5.9%

**Carmel Area Wastewater District  
Summary Departmental Operating Budget 2023-24**

Description	FY 20-21 Actual	FY 21-22 Actual	FY 22-23 Budget	FY 22-23 Year End Estimate	FY 23-24 Budget	% Chg. Prior Yr. Actual
<b>CAWD Subtotal</b>	<b>7,074,196</b>	<b>6,422,778</b>	<b>8,625,789</b>	<b>7,430,405</b>	<b>9,036,252</b>	21.6%
Reclamation Project	624,870	659,780	663,179	663,179	702,907	6.0%
<b>Final Subtotal</b>	<b>7,699,066</b>	<b>7,082,558</b>	<b>9,288,968</b>	<b>8,093,584</b>	<b>9,739,159</b>	20.3%
Depreciation Expense	2,862,471	2,669,000	2,669,000	2,669,000	2,669,000	0.0%
Amortization Expense	0	0	4,860	0	0	0.0%
<b>Total Operating Expense</b>	<b>10,561,537</b>	<b>9,751,558</b>	<b>11,962,828</b>	<b>10,762,584</b>	<b>12,408,159</b>	15.3%

**Carmel Area Wastewater District  
Consolidated Departmental Detail Operating Budget 2023-24**

Description	Acct	FY 20-21 Actual	FY 21-22 Actual	FY 22-23 Budget	FY 22-23 Year End Estimate	FY 23-24 Budget	% Chg. Prior Yr. Actual
Salaries	5030	2,656,696	2,652,884	2,970,625	2,805,684	2,910,034	3.7%
Salaries - Overtime	5035	32,145	32,929	36,300	50,900	51,900	2.0%
Salaries - Standby	5040	35,028	34,798	34,800	37,500	39,000	4.0%
<i>Total Salaries</i>		<b>2,723,869</b>	<b>2,720,611</b>	<b>3,041,725</b>	<b>2,894,084</b>	<b>3,000,934</b>	<b>3.7%</b>
Payroll Taxes	5045	222,249	236,703	232,692	246,332	265,538	7.8%
<i>Total Payroll Taxes</i>		<b>222,249</b>	<b>236,703</b>	<b>232,692</b>	<b>246,332</b>	<b>265,538</b>	<b>7.8%</b>
<b><i>Employee Benefits:</i></b>							
Medical Insurance - Premium	5070	359,279	393,584	404,200	330,978	378,000	14.2%
CalPERS retirement	5080	1,048,682	235,401	269,071	262,056	304,200	16.1%
SAM retirement	5090	0	0	0	0	100,000	0.0%
Workers Compensation	5100	88,244	57,783	112,555	215,323	176,400	-18.1%
Life Insurance	5110	2,948	2,988	2,950	3,027	2,435	-19.6%
Section 115		0	0	0	0	100,000	0.0%
PEHP	5120	38,205	39,241	40,898	40,902	43,100	5.4%
Dental Insurance/Claims	5130	34,035	33,410	34,300	34,300	34,000	-0.9%
Vision Insurance	5140	7,438	7,685	8,285	8,285	8,400	1.4%
Long Term Disability	5150	19,292	19,509	20,305	20,305	20,200	-0.5%
HSA Contributions	5160	47,684	44,676	42,800	42,800	39,200	-8.4%
HRA Contributions	5165	0	0	0	0	0	0.0%
FSA Contributions	5170	0	0	0	0	0	0.0%
Tuition reimbursement	5175	0	0	0	0	0	0.0%
Employee Assistance Program	5180	2,699	0	2,820	2,820	980	-65.2%
Employee Awards	5185	171	463	300	300	3,175	958.3%
Annual District picnic	5186	1,456	3,510	3,800	4,844	4,800	-0.9%
Employee lunches	5187	240	2,526	825	0	500	0.0%
COBRA	5190	0	0	0	0	0	0.0%
Medical Exams	5200	662	1,299	1,510	900	1,100	22.2%
Allocate to Reclamation	5205	(182,784)	(209,161)	(25,000)	(207,300)	(221,833)	
<i>Total Employee Benefits</i>		<b>1,468,251</b>	<b>632,914</b>	<b>919,619</b>	<b>759,540</b>	<b>994,657</b>	<b>31.0%</b>

**Carmel Area Wastewater District  
Consolidated Departmental Detail Operating Budget 2023-24**

Description	Acct	FY 20-21 Actual	FY 21-22 Actual	FY 22-23 Budget	FY 22-23 Year End Estimate	FY 23-24 Budget	% Chg. Prior Yr. Actual
<b><i>Directors Fees</i></b>							
Regular Board Meetings	5230	8,800	9,450	8,800	8,400	8,800	4.8%
PBCSD - Directors fees	5240	1,250	1,600	1,400	1,700	1,400	-17.6%
Special Board Meetings	5250	750	1,300	7,600	4,100	6,400	56.1%
Committee meetings	5260	1,800	2,450	2,300	3,600	3,700	2.8%
Special District Assoc.	5265	0	0	100	100	1,400	1300.0%
Training & Strategic Planning	5275	75	423	3,000	3,100	3,100	0.0%
Director's Dental Claims	5280	6,288	6,672	10,000	8,500	8,200	-3.5%
<i>Total Directors Fees</i>		<b>18,963</b>	<b>21,895</b>	<b>33,200</b>	<b>29,500</b>	<b>33,000</b>	<b>11.9%</b>
<b><i>Trucks &amp; Autos</i></b>							
Gasoline	5310	12,839	12,513	16,975	13,020	14,200	9.1%
Diesel	5320	12,089	18,221	29,900	17,815	19,300	8.3%
Outside Repair Service	5345	18,636	5,453	7,610	7,750	12,780	64.9%
Repair Parts	5350	24,982	46,906	18,425	17,600	16,700	-5.1%
<i>Total Trucks &amp; Autos</i>		<b>68,546</b>	<b>83,093</b>	<b>72,910</b>	<b>56,185</b>	<b>62,980</b>	<b>12.1%</b>
<b><i>Property/Liability</i></b>							
Insurance	5480	164,764	178,644	184,234	196,600	225,100	14.5%
<i>Total Insurance</i>		<b>164,764</b>	<b>178,644</b>	<b>184,234</b>	<b>196,600</b>	<b>225,100</b>	<b>14.5%</b>
<b><i>Audit/Financial Expense</i></b>	5490	<b>29,550</b>	<b>30,175</b>	<b>22,550</b>	<b>32,550</b>	<b>28,800</b>	<b>-11.5%</b>
<b><i>Engineering Fees</i></b>							
Consulting Fees	5500	91,634	29,358	401,500	298,500	534,800	79.2%
<i>Total Engineering Fees</i>		<b>91,634</b>	<b>29,358</b>	<b>401,500</b>	<b>298,500</b>	<b>534,800</b>	<b>79.2%</b>
<b><i>Attorney Fees</i></b>							
District Counsel	5510	65,068	47,459	76,000	44,000	283,000	543.2%
<i>Total Attorney Fees</i>		<b>65,068</b>	<b>47,459</b>	<b>76,000</b>	<b>44,000</b>	<b>283,000</b>	<b>543.2%</b>



**Carmel Area Wastewater District  
Consolidated Departmental Detail Operating Budget 2023-24**

Description	Acct	FY 20-21 Actual	FY 21-22 Actual	FY 22-23 Budget	FY 22-23 Year End Estimate	FY 23-24 Budget	% Chg. Prior Yr. Actual
<b><i>Office Supplies &amp; Service</i></b>							
Bank fees	5515	2,592	0	100	100	100	0.0%
Public Outreach & Promotion	5519	8,870	8,922	6,500	6,500	58,300	796.9%
Computers & Equip	5540	15,050	17,321	37,300	30,500	39,900	30.8%
Furnishings & fixtures	5545	2,871	10,083	6,500	6,700	3,300	-50.7%
Office Supplies & Service	5570	14,773	20,285	48,000	42,800	52,500	22.7%
<i>Total Office Supplies &amp; Svc.</i>		<b>44,156</b>	<b>56,611</b>	<b>98,400</b>	<b>86,600</b>	<b>154,100</b>	<b>77.9%</b>
<b><i>Operating Supplies</i></b>							
Chemicals	5615	1,386	7,397	13,000	7,200	14,400	100.0%
Phenylarsine oxide	5625	698	538	810	810	1,000	23.5%
Sodium bisulfite	5630	75,123	88,741	86,520	87,300	88,600	1.5%
Sodium hypochlorite	5635	69,470	82,292	109,000	140,000	207,900	48.5%
Ferric chloride	5640	15,554	35,417	32,900	28,000	53,480	91.0%
Polymer	5650	52,240	59,732	65,000	70,500	70,400	-0.1%
Acetic Acid	5660	1,003	986	1,100	1,100	1,600	45.5%
Iodine solution	5665	267	195	300	300	400	33.3%
Potassium iodate	5670	767	593	1,000	700	800	14.3%
Generator Fuel	5675	1,445	0	0	0	0	0.0%
Lubricants & Packing	5680	3,641	228	0	0	0	0.0%
Electrical Supplies	5690	12,699	5,387	0	0	0	0.0%
Laboratory	5700	29,794	36,584	49,092	35,000	39,000	11.4%
Paints & Fluids	5710	555	0	0	0	0	0.0%
Janitorial	5730	0	251	250	250	400	60.0%
Radios & supplies	5745	148	3,126	2,200	2,000	2,200	10.0%
Welding	5750	216	0	0	0	0	0.0%
Tools	5780	15,040	4,240	12,500	12,000	36,000	200.0%
General supplies	5790	67,766	102,318	75,450	89,900	92,700	3.1%
Source control	5795	340	1,186	9,000	1,800	2,000	11.1%
<i>Total Operating Supplies</i>		<b>348,151</b>	<b>429,210</b>	<b>458,122</b>	<b>476,860</b>	<b>610,880</b>	<b>28.1%</b>

**Carmel Area Wastewater District  
Consolidated Departmental Detail Operating Budget 2023-24**

Description	Acct	FY 20-21	FY 21-22	FY 22-23	FY 22-23	FY 23-24	% Chg.
		Actual	Actual	Budget	Year End Estimate	Budget	Prior Yr. Actual
<b><i>Contractual Services</i></b>							
Sludge Haul/Disposal	5820	68,947	81,553	103,000	95,000	152,700	60.7%
Network Administration	5830	100,497	159,007	183,622	137,984	176,195	27.7%
Website Maintenance	5835	4,800	5,059	4,983	7,550	11,200	48.3%
Laboratory Analysis	5840	32,220	24,131	57,700	25,100	61,420	144.7%
Microturbine/Gas Conditioning Service	5850	1,598	15,386	0	0	0	0.0%
Electrical Service	5855	95,357	85,644	115,000	96,600	98,000	1.4%
Mechanical Service	5856	9,178	35,466	30,000	20,000	10,000	-50.0%
HVAC Service	5857	3,214	0	1,500	1,500	2,500	66.7%
Systems Integrator	5858	205,521	86,779	30,000	63,200	71,500	13.1%
Root foaming	5865	66,654	62,848	67,000	56,000	67,000	19.6%
Pump station monitoring	5870	3,449	10,782	0	0	0	0.0%
Collection system capacity monitoring	5875	0	0	10,000	13,000	14,000	7.7%
Equipment service (carts, lifts, forklift, boiler)	5859	7,406	3,924	2,000	2,000	4,500	125.0%
Alarm Systems	5880	4,168	4,374	6,200	4,100	10,200	148.8%
HR Consulting	5885	54,713	41,994	74,000	59,654	75,200	26.1%
Equipment rental	5890	0	0	6,000	5,000	11,000	120.0%
Janitorial Service	5900	11,250	17,593	17,840	16,712	16,400	-1.9%
Copier Service	5910	3,635	5,450	7,328	4,034	2,800	-30.6%
Actuarial Service	5920	10,580	8,564	10,000	10,000	10,300	3.0%
Underground Service Alert	5930	3,078	3,549	3,900	3,500	4,000	14.3%
Laundry	5940	17,804	19,663	19,700	21,200	22,500	6.1%
Payroll Processing	5950	7,247	7,448	8,000	8,000	9,750	21.9%
Data processing - County	5970	25,681	25,676	28,313	28,313	29,000	2.4%
Landscape Maintenance	5980	6,790	20,247	8,600	8,600	9,000	4.7%
Waste Disposal	5990	1,388	468	0	0	1,000	
Grit & Screening Disposal	6000	15,962	20,186	25,000	19,900	25,500	28.1%
Pest Control	6010	3,288	3,362	3,400	3,400	3,500	2.9%
Instrumentation Services	6020	2,774	2,822	17,760	3,000	5,700	90.0%
Hoist Certification	6030	1,908	1,904	2,500	2,500	2,500	0.0%

**Carmel Area Wastewater District  
Consolidated Departmental Detail Operating Budget 2023-24**

Description	Acct	FY 20-21	FY 21-22	FY 22-23	FY 22-23	FY 23-24	% Chg.
		Actual	Actual	Budget	Year End Estimate	Budget	Prior Yr. Actual
Fuel Tank Filtering & Cleaning	6035	118	74	0	0	0	0.0%
Hazardous chemical disposal	6040	174	1,350	1,200	1,000	1,000	0.0%
Outfall Inspection	6045	10,000	9,492	15,130	15,130	16,000	5.8%
Lagoon Inspection	6046	3,125	4,158	4,500	4,500	4,500	0.0%
Ocean Monitoring Program	6050	0	6,752	7,400	7,400	6,000	-18.9%
Plant tree trimming		18,126	142,460	0	0	0	0.0%
<i>Total Contractual Services</i>		<b>800,650</b>	<b>918,165</b>	<b>871,576</b>	<b>743,877</b>	<b>934,865</b>	<b>25.7%</b>
<b><i>Repairs &amp; Maintenance</i></b>							
General Repairs	6095	35,341	32,171	22,500	17,600	12,000	-31.8%
Easements	6100	23,448	43,550	60,000	35,400	49,000	38.4%
Pump station equipment	6120	29,793	20,005	50,000	32,000	45,000	40.6%
Sewer lines	6130	10,825	104,712	150,000	250,000	405,500	62.2%
Manholes	6140	65,691	64,405	362,300	300,000	410,000	36.7%
Motors	6150	118	0	0	0	0	0.0%
Microturbine R & M/Flare	6160	6,296	5,433	6,000	5,600	11,900	112.5%
Standby Generators/Switchgear	6200	7,771	7,294	36,000	38,100	15,000	-60.6%
Aeration Blowers	6210	0	0	60,000	30,000	22,000	-26.7%
Boiler Repairs	6230	8,227	5,061	0	0	0	0.0%
Lab Equipment	6240	3,852	12,206	32,700	30,900	54,000	74.8%
Pretreatment (Influent/Headworks/Primary)	6245	29,433	50,749	0	0	0	0.0%
Influent/Headworks/Primary	6250	737	615	34,750	10,000	13,100	31.0%
IPS/EPS/DAF	6260	22,303	42	0	0	0	0.0%
Effluent/Outfall	6265	24,497	882	35,000	2,000	4,400	120.0%
Disinfection (Hypo/SBS/CDC)	6270	42,718	4,769	28,000	32,100	33,400	4.0%
Dewatering	6280	42,615	21,846	34,700	28,000	22,800	-18.6%
Digester/DAFT/Heat Loop	6290	0	0	40,000	31,000	12,600	-59.4%
Secondary/RAS/WAS	6300	36,951	20,606	22,000	22,000	24,700	12.3%
Plant Utilities(1PS/3PS/StormPS)	6315	7,799	3,139	10,000	10,100	13,000	28.7%
Buildings	6320	29,008	47,660	26,365	35,800	29,000	-19.0%
<i>Total Repairs &amp; Maint</i>		<b>427,423</b>	<b>445,145</b>	<b>1,010,315</b>	<b>910,600</b>	<b>1,177,400</b>	<b>29.3%</b>

**Carmel Area Wastewater District  
Consolidated Departmental Detail Operating Budget 2023-24**

Description	Acct	FY 20-21 Actual	FY 21-22 Actual	FY 22-23 Budget	FY 22-23 Year End Estimate	FY 23-24 Budget	% Chg. Prior Yr. Actual
<b><i>Utilities</i></b>							
Electricity	6352	256,732	256,829	263,605	258,043	277,778	7.6%
Co-Gen Non Energy	6359	4,454	2,595	4,300	2,400	4,500	87.5%
Natural Gas	6360	27,330	54,358	55,497	55,832	64,800	16.1%
Propane	6370	1,712	552	2,200	2,000	3,000	50.0%
Water	6380	11,147	14,902	12,137	13,688	13,000	-5.0%
Garbage	6385	2,215	763	2,781	764	3,000	292.7%
Cable television	6390	1,038	1,011	1,400	1,400	1,400	0.0%
<i>Total Utilities</i>		<b>304,629</b>	<b>331,010</b>	<b>341,920</b>	<b>334,127</b>	<b>367,478</b>	<b>10.0%</b>
<b><i>Telephone</i></b>							
Fixed Costs	6392	30,838	34,809	29,309	32,848	35,600	8.4%
Cellular Phones	6393	14,435	8,719	10,804	7,922	13,400	69.1%
<i>Total Telephone</i>		<b>45,273</b>	<b>43,528</b>	<b>40,113</b>	<b>40,770</b>	<b>49,000</b>	<b>20.2%</b>
<b><i>Travel &amp; Training</i></b>							
Employee Training	6420	6,360	5,510	28,645	18,500	35,300	90.8%
Conferences	6430	2,432	12,109	20,170	19,970	24,000	20.2%
Business meetings	6440	379	1,275	3,200	3,000	3,000	0.0%
<i>Total Travel &amp; Meetings</i>		<b>9,170</b>	<b>18,894</b>	<b>52,015</b>	<b>41,470</b>	<b>62,300</b>	<b>50.2%</b>
<b><i>Permitting</i></b>							
Waterboard Permits	6470	31,046	25,222	33,100	25,900	36,600	41.3%
Air Pollution Control Permit	6480	7,634	8,373	8,188	8,200	8,800	7.3%
Environmental Health Permit	6490	8,933	1,945	1,800	1,800	2,000	11.1%
Lab Registration Fees	6510	2,666	3,125	10,000	10,000	10,800	8.0%
<i>Total Permitting</i>		<b>50,279</b>	<b>38,665</b>	<b>53,088</b>	<b>45,900</b>	<b>58,200</b>	<b>26.8%</b>

**Carmel Area Wastewater District  
Consolidated Departmental Detail Operating Budget 2023-24**

Description	Acct	FY 20-21 Actual	FY 21-22 Actual	FY 22-23 Budget	FY 22-23 Year End Estimate	FY 23-24 Budget	% Chg. Prior Yr. Actual
<b><i>Membership/Subscriptions</i></b>							
LAFCO Admin Fee	6520	17,397	19,218	23,550	23,550	32,000	35.9%
Employee Certification & Memberships	6550	32,665	31,125	38,760	38,760	39,300	1.4%
Subscriptions/Publications	6640	3,219	1,085	4,550	5,150	5,900	14.6%
<i>Total Membership/Subscrip.</i>		<b>53,281</b>	<b>51,429</b>	<b>66,860</b>	<b>67,460</b>	<b>77,200</b>	<b>14.4%</b>
<b><i>Safety</i></b>							
Emergency Response Equipment & Service	6735	4,772	8,825	3,750	3,750	16,150	330.7%
PPE & Safety Supplies	6750	85,357	19,715	25,200	21,700	16,820	-22.5%
Safety Training & Policies	6760	14,779	25,804	80,000	54,300	34,650	-36.2%
<i>Total Safety Expenses</i>		<b>104,908</b>	<b>54,344</b>	<b>108,950</b>	<b>79,750</b>	<b>67,620</b>	<b>-15.2%</b>
<b><i>Other Expenses</i></b>							
Rate Payer Claims	8930	66	9,881	2,500	2,500	4,200	68.0%
CAWD Newsletter	8940	27,505	30,396	36,000	36,000	38,000	5.6%
Recruitment	8910	5,416	12,904	0	5,500	5,000	∞
Legal notices	8920	396	1,743	1,500	1,700	1,200	-29.4%
Contingency	8980	0	0	500,000	0	0	∞
<i>Total Other Expense</i>		<b>33,382</b>	<b>54,924</b>	<b>540,000</b>	<b>45,700</b>	<b>48,400</b>	<b>5.9%</b>
<b>CAWD Subtotal</b>		<b>7,074,194</b>	<b>6,422,776</b>	<b>8,625,789</b>	<b>7,430,405</b>	<b>9,036,252</b>	<b>21.6%</b>
Reclamation Project		624,870	659,780	663,179	663,179	702,907	6.0%
<b>Final Subtotal</b>		<b>7,699,064</b>	<b>7,082,556</b>	<b>9,288,968</b>	<b>8,093,584</b>	<b>9,739,159</b>	<b>20.3%</b>
Depreciation Expense		2,862,471	2,669,000	2,669,000	2,669,000	2,669,000	0.0%
Amortization Expense		0	0	4,860	0	0	0.0%
<b>Total Operating Expense</b>		<b>10,561,534</b>	<b>9,751,556</b>	<b>11,962,828</b>	<b>10,762,584</b>	<b>12,408,159</b>	<b>15.3%</b>

**Carmel Area Wastewater District  
Collections 2023-24**

Description	Account	FY 20-21 Actual	FY 21-22 Actual	FY 22-23 Budget	FY 22-23 Year End Estimate	FY 23-24 Budget	% Chg. Prior Yr. Actual
<b><i>Salaries</i></b>							
Salaries	5030.5	543,359	564,566	620,305	598,300	581,700	-2.8%
Salaries - Overtime	5035.5	19,633	17,289	15,000	20,000	21,000	5.0%
Salaries - Standby	5040.5	17,329	17,877	17,400	20,100	21,000	4.5%
<i>Total Salaries</i>		<b>580,321</b>	<b>599,733</b>	<b>652,705</b>	<b>638,400</b>	<b>623,700</b>	<b>-2.3%</b>
<b><i>Payroll Taxes</i></b>							
Payroll Taxes	5045.5	41,724	47,013	46,583	48,600	47,800	-1.6%
<i>Total Payroll Taxes</i>		<b>41,724</b>	<b>47,013</b>	<b>46,583</b>	<b>48,600</b>	<b>47,800</b>	<b>-1.6%</b>
<b><i>Employee Benefits</i></b>							
Medical Insurance - Premium	5070.5	84,471	90,682	96,400	72,900	78,000	7.0%
CalPERS retirement	5080.5	221,005	43,365	48,027	46,000	55,900	21.5%
Workers Compensation	5100.5	16,140	12,138	21,860	43,200	36,300	-16.0%
Life Insurance	5110.5	603	609	605	605	605	0.0%
PEHP	5120.5	6,418	6,595	7,099	6,942	7,500	8.0%
Dental Insurance/Claims	5130.5	4,665	1,549	6,700	6,700	6,000	-10.4%
Vision Insurance	5140.5	1,414	1,431	1,565	1,565	1,600	2.2%
Long Term Disability	5150.5	3,466	3,488	3,477	3,477	3,600	3.5%
HSA Contributions	5160.5	8,190	7,463	7,600	7,600	6,800	-10.5%
Employee Assistance Program	5180.5	500	700	700	700	500	-28.6%
Employee Awards	5185.5	81	300	300	300	75	-75.0%
Employee lunches	5187.5	240	199	0	0	500	0.0%
Medical Exams	5200.5	128	41	1,300	300	500	66.7%
<i>Total Employee Benefits</i>		<b>347,320</b>	<b>167,860</b>	<b>195,633</b>	<b>190,289</b>	<b>197,880</b>	<b>4.0%</b>

**Carmel Area Wastewater District  
Collections 2023-24**

Description	Account	FY 20-21 Actual	FY 21-22 Actual	FY 22-23 Budget	FY 22-23 Year End Estimate	FY 23-24 Budget	% Chg. Prior Yr. Actual
<b><i>Trucks &amp; Autos</i></b>							
Gasoline	5310.5	10,559	12,513	13,905	10,000	12,000	20.0%
Diesel	5320.5	11,631	18,221	29,085	17,000	18,900	11.2%
Outside Repair Service	5345.5	17,361	5,453	6,000	6,000	12,640	110.7%
Repair Parts	5350.5	23,231	42,863	15,000	15,000	15,000	0.0%
<i>Total Trucks &amp; Autos</i>		<b>62,782</b>	<b>79,050</b>	<b>63,990</b>	<b>48,000</b>	<b>58,540</b>	<b>22.0%</b>
<b><i>Property/Liability/Auto Insurance</i></b>							
Insurance	5480.5	42,158	28,925	39,752	30,600	39,000	27.5%
<i>Total Insurance</i>		<b>42,158</b>	<b>28,925</b>	<b>39,752</b>	<b>30,600</b>	<b>39,000</b>	<b>27.5%</b>
<b><i>Engineering Fees</i></b>							
Consulting Fees	5500.5	48,984	19,331	100,000	100,000	224,800	124.8%
<i>Total Engineering Fees</i>		<b>48,984</b>	<b>19,331</b>	<b>100,000</b>	<b>100,000</b>	<b>224,800</b>	<b>124.8%</b>
<b><i>Office Supplies &amp; Service</i></b>							
Computers & IT Equip	5540.5	5,168	8,229	5,500	5,500	7,500	36.4%
Furnishings & fixtures	5545.5	0	431	800	800	1,000	25.0%
Office supplies & Service	5570.5	1,152	1,045	2,000	2,000	2,100	5.0%
<i>Total Office Supplies &amp; Svc.</i>		<b>6,320</b>	<b>9,705</b>	<b>8,300</b>	<b>8,300</b>	<b>10,600</b>	<b>27.7%</b>
<b><i>Operating Supplies</i></b>							
Chemical Supplies	5710.5	756	5,310	9,500	6,700	11,400	70.1%
Janitorial Supplies	5730.5	0	251	250	250	400	60.0%
Tools	5780.5	2,795	2,243	3,000	3,000	27,500	816.7%
General Supplies	5790.5	37,279	29,464	21,000	38,000	39,000	2.6%
<i>Total Operating Supplies</i>		<b>40,830</b>	<b>37,268</b>	<b>33,750</b>	<b>47,950</b>	<b>78,300</b>	<b>63.3%</b>

**Carmel Area Wastewater District  
Collections 2023-24**

Description	Account	FY 20-21 Actual	FY 21-22 Actual	FY 22-23 Budget	FY 22-23 Year End Estimate	FY 23-24 Budget	% Chg. Prior Yr. Actual
<b><i>Contractual Services</i></b>							
Network Administration	5830.5	23,027	36,749	50,000	50,000	58,500	17.0%
Electrical Service	5855.5	28,710	21,698	15,000	15,000	18,000	20.0%
System Integrator	5858.5	0	150	5,000	5,000	5,000	0.0%
Root Foaming	5865.5	66,654	62,848	67,000	56,000	67,000	19.6%
Pump Station Monitoring	5870.5	3,449	10,782	0	0	0	0.0%
Collection System Capacity Monitoring	5875.5	0	0	10,000	13,000	14,000	7.7%
Alarm Systems	5880.5	0	0	0	0	6,000	0.0%
HR Consulting	5885.5	10,569	8,363	12,000	12,000	14,800	23.3%
Equipment Rental	5890.5	0	0	0	0	1,000	0.0%
Janitorial	5900.5	0	457	0	0		
Underground Service Alert	5930.5	3,078	3,549	3,900	3,500	4,000	14.3%
Laundry	5940.5	4,242	4,553	5,500	5,000	5,500	10.0%
Landscape Maintenance	5980.5	0	12,023	0	0	0	0.0%
Waste Disposal	5990.5	117	0	0	0	1,000	0.0%
<i>Total Contractual Services</i>		<b>139,846</b>	<b>161,172</b>	<b>168,400</b>	<b>159,500</b>	<b>194,800</b>	<b>22.1%</b>
<b><i>Repairs &amp; Maintenance</i></b>							
General Repairs	6095.5	51	0	0	1,000	0	0.0%
Easements	6100.5	23,448	43,550	60,000	35,400	49,000	38.4%
Pump Station Equipment	6120.5	29,793	20,005	50,000	32,000	45,000	40.6%
Sewer Lines	6130.5	10,825	104,712	150,000	250,000	405,500	62.2%
Standby Generators/Switchgear	6200.5	7,731	7,294	6,000	8,100	8,500	4.9%
Manholes	6240.5	65,691	64,405	362,300	300,000	410,000	36.7%
<i>Total Repairs &amp; Maintenance</i>		<b>137,540</b>	<b>239,966</b>	<b>628,300</b>	<b>626,500</b>	<b>918,000</b>	<b>46.5%</b>



**Carmel Area Wastewater District  
Collections 2023-24**

Description	Account	FY 20-21 Actual	FY 21-22 Actual	FY 22-23 Budget	FY 22-23 Year End Estimate	FY 23-24 Budget	% Chg. Prior Yr. Actual
<b><i>Utilities</i></b>							
8th & Scenic	6343.5	1,216	1,191	1,200	1,100	1,200	9.1%
Bay & Scenic	6344.5	2,973	2,947	3,100	2,754	3,000	8.9%
Monte Verde & 16th	6345.5	2,740	2,602	2,150	2,751	3,000	9.1%
Calle La Cruz	6346.5	4,213	4,684	5,500	4,200	4,500	7.1%
Hacienda	6347.5	1,342	1,495	1,350	1,300	1,378	6.0%
Highlands	6348.5	6,583	8,126	7,700	7,700	8,200	6.5%
Natural Gas	6360.5	580	505	785	900	1,000	11.1%
Propane	6370.5	1,363	0	1,200	1,200	1,600	33.3%
Water	6380.5	2,088	2,715	2,200	2,000	2,200	10.0%
Garbage	6385.5	1,516	0	2,000	0	2,200	0.0%
<i>Total Utilities</i>		<b>24,613</b>	<b>24,265</b>	<b>27,185</b>	<b>23,905</b>	<b>28,278</b>	<b>18.3%</b>
<b><i>Telephone</i></b>							
Fixed Costs	6392.5	11,675	11,989	14,000	11,600	12,500	7.8%
Cellular Phones	6393.5	5,950	2,805	5,000	2,500	5,000	100.0%
<i>Total Telephone</i>		<b>17,625</b>	<b>14,794</b>	<b>19,000</b>	<b>14,100</b>	<b>17,500</b>	<b>24.1%</b>
<b><i>Travel &amp; Training</i></b>							
Employee Training	6420.5	910	665	9,500	1,000	10,000	900.0%
Conferences	6430.5	184	4,632	6,200	6,000	7,000	16.7%
Business meetings	6440.5	74	0	800	600	600	0.0%
<i>Total Travel &amp; Training</i>		<b>1,168</b>	<b>5,297</b>	<b>16,500</b>	<b>7,600</b>	<b>17,600</b>	<b>131.6%</b>
<b><i>Permitting</i></b>							
Waterboard Permits	6470.5	2,848	3,649	3,100	3,500	4,000	14.3%
Air Pollution Control Permit	6480.5	3,190	3,842	3,500	4,000	4,300	7.5%
<i>Total Permitting</i>		<b>6,038</b>	<b>7,491</b>	<b>6,600</b>	<b>7,500</b>	<b>8,300</b>	<b>10.7%</b>

**Carmel Area Wastewater District  
Collections 2023-24**

Description	Account	FY 20-21 Actual	FY 21-22 Actual	FY 22-23 Budget	FY 22-23 Year End Estimate	FY 23-24 Budget	% Chg. Prior Yr. Actual
<b><i>Membership/Subscriptions</i></b>							
Employee Certification & Memberships	6550.5	2,710	2,519	3,200	3,200	4,800	50.0%
Subscriptions/Publications	6640.5	1,063	547	400	1,400	1,500	7.1%
<i>Total Membership/Subscrip.</i>		<b>3,773</b>	<b>3,066</b>	<b>3,600</b>	<b>4,600</b>	<b>6,300</b>	<b>37.0%</b>
<b><i>Safety</i></b>							
Emergency Response Equipment & Services	6735.5	412	2,465	2,050	2,050	3,450	68.3%
PPE & Safety Supplies	6750.5	11,780	5,984	8,000	6,000	5,720	-4.7%
Safety Training & Policies	6760.5	6,075	6,941	28,000	9,500	7,850	-17.4%
<i>Total Safety</i>		<b>18,266</b>	<b>15,391</b>	<b>38,050</b>	<b>17,550</b>	<b>17,020</b>	<b>-3.0%</b>
<b><i>Other Expenses</i></b>							
Recruitment	8910.5	3,611	4,173	0	0	0	0.0%
Legal notices	8920.5	0	767	500	500	0	0.0%
Contingency	8980.5	0	0	123,734	0	0	0.0%
<i>Total Other Expenses</i>		<b>3,611</b>	<b>4,940</b>	<b>124,234</b>	<b>500</b>	<b>0</b>	<b>-100.0%</b>
<b>Subtotal Operating Expense</b>							
		<b>1,522,916</b>	<b>1,465,267</b>	<b>2,172,582</b>	<b>1,973,894</b>	<b>2,488,418</b>	26.1%
Depreciation Expense	8997.5	371,968	335,000	335,000	335,000	335,000	0.0%
<b>Total Operating Expense</b>							
		<b>1,894,884</b>	<b>1,800,267</b>	<b>2,507,582</b>	<b>2,308,894</b>	<b>2,823,418</b>	<b>22.3%</b>

**Collection Notes  
Budget 2023-24**

Description	Account	Item Description	Unit Type	Unit Cost	Units	Total
Gasoline	5310.5	Fuel for collections vehicles	Gallons	\$5.00	2400	\$12,000
Diesel	5320.5	Fuel for collections vehicles	Gallons	\$5.70	3300	\$18,900
Outside Repair Service	5345.5	Vehicle Insurance	Service & Parts	\$0.00	0	\$0
		Annual Service of Vaccon- complete this June	Service & Parts	\$3,000.00	0	\$0
		Annual Service of Freightliner	Service & Parts	\$2,500.00	1	\$2,500
		Annual Service of Super Product Jetter	Service & Parts	\$3,000.00	1	\$3,000
		Annual Service of Kenworth	Service & Parts	\$2,500.00	1	\$2,500
		Smog (2 vehicles)	each	\$70.00	2	\$140
		Outside repairs of all other trucks	Service & Parts	\$4,500.00	1	\$4,500
					Total	\$12,640
Repair Parts	5350.5	Oil & Filters		\$4,000.00	1	\$4,000
		Tires & Batteries		\$5,000.00	1	\$5,000
		Preventive Maintenance Parts & Smogs		\$3,000.00	1	\$3,000
		Vehicle Accessories		\$3,000.00	1	\$3,000
					Total	\$15,000
Insurance	5480.5	Property Insurance	Annual	\$10,900.00	1	\$10,900
		General Liability	Annual	\$17,700.00	1	\$17,700
		Vehicle	Annual	\$8,300.00	1	\$8,300
		Cyber Crime Insurance	Annual	\$2,100.00	1	\$2,100
					Total	\$39,000
Consulting Fees	5500.5	Engineering for emergencies repairs and non-capitalized projects.		\$100,000.00	1	\$100,000
		Contract engineer for collection projects (3 days per week)		\$100.00	1248	\$124,800
		Item 3		\$0.00	0	\$0
		Item 4		\$0.00	0	\$0
					Total	\$224,800
Computers & Equip	5540.5	Printer for Collections Office- Purchase FY22-23	Each	\$700.00	0	\$0
		Printer for Superintendent Office- Purchase FY22-23	Each	\$700.00	0	\$0
		Ipad for service calls	Each	\$1,500.00	1	\$1,500
		SCADA Server Upgrade x 2 (split with treatment and reel)	Server	\$3,000.00	2	\$6,000
		Item 5		\$0.00	0	\$0
		Item 6		\$0.00	0	\$0
					Total	\$7,500

**Collection Notes  
Budget 2023-24**

Description	Account	Item Description	Unit Type	Unit Cost	Units	Total
Furnishings & fixtures	5545.5	Two new office chairs	Each	\$500.00	2	\$1,000
		Item 2		\$0.00	0	\$0
		Item 3		\$0.00	0	\$0
		Item 4		\$0.00	0	\$0
		Item 5		\$0.00	0	\$0
		Item 6		\$0.00	0	\$0
					Total	\$1,000
Office supplies	5570.5	Paper and printer ink	Total	\$1,000.00	1	\$1,000
		Postage and shipping	Total	\$500.00	1	\$500
		Misc office supplies	Total	\$600.00	1	\$600
		Item 4		\$0.00	0	\$0
					Total	\$2,100
Chemical Supplies	5630.5	CN-9 for odor control at Highlands / Calle La Cruz	Cost per Pound	\$0.35	32460	\$11,400
Janitorial Supplies	5635.5	Cleaning of Collections Office	Total	\$400.00	1	\$400
Tools	5780.5	CCTV portable camera unit when the tractor will not fit and locating.	Each	\$11,000.00	1	\$11,000
		Power tools and replacement batteries	Total	\$3,000.00	1	\$3,000
		Tools for trucks and shop	Total	\$2,000.00	1	\$2,000
		Construction tools	Total	\$2,000.00	1	\$2,000
		Utility Trailer for emergency bypass equipment	Total	\$9,500.00	1	\$9,500
		Item 6		\$0.00	0	\$0
					Total	\$27,500
General supplies	5790.5	Sewer cleaning hose		\$6,000.00	2	\$12,000
		Nozzles		\$7,000.00	1	\$7,000
		Misc supplies		\$20,000.00	1	\$20,000
		Item 4		\$0.00	0	\$0
		Item 5		\$0.00	0	\$0
		Item 6		\$0.00	0	\$0
					Total	\$39,000

**Collection Notes  
Budget 2023-24**

Description	Account	Item Description	Unit Type	Unit Cost	Units	Total
Network Administration	5830.5	Fuel Master		\$600.00	1	\$600
		Icom CMMS		\$14,000.00	1	\$14,000
		T4 Vault		\$10,000.00	1	\$10,000
		IT Pipes		\$2,500.00	1	\$2,500
		Green Infrastructure GIS/ Lab to pay \$14,000		\$14,000.00	1	\$14,000
		Exceedio		\$15,400.00	1	\$15,400
		Anomaly based detection SCADA		\$2,000.00	1	\$2,000
		Item 8		\$0.00	0	\$0
		Item 9		\$0.00	0	\$0
					Total	\$58,500
Electrical Service	5855.5	Electrical preventative maintenance, corrective maintenance		\$18,000.00	1	\$18,000
System Integrator	5858.5	Software Maintenance and support for Collections SCADA & PLC's		\$5,000.00	1	\$5,000
Root Foaming	5865.5	Chemical treatment of roots in collection system		\$67,000.00	1	\$67,000
Pump Station Monitoring	5870.5			\$0.00	0	\$0
Collection System Capacity Monitoring	5875.5	Flow Metering of lines for I & I		\$14,000.00	1	\$14,000
Alarm Systems	5880.5	Mission Alarm System		\$6,000.00	1	\$6,000
HR Consulting	5885.5	HR consulting for 5.5 employees	annual	\$14,800.00	1	\$14,800
Equipment Rental	5890.5	Rental Equipment		\$1,000.00	1	\$1,000
Underground Service Alert	5930.5	USA Locate Service	Annual	\$4,000.00	1	\$4,000
Laundry	5940.5	Uniforms	Contract	\$5,500.00	1	\$5,500
Landscaping	5980.5			\$0.00	0	\$0
Waste Disposal	5990.5	Used Oil and Chemicals	Total	\$1,000.00	1	\$1,000
General Repairs	6095.5	Item 1		\$0.00	0	\$0
		Item 2		\$0.00	0	\$0
		Item 3		\$0.00	0	\$0
		Item 4		\$0.00	0	\$0
					Total	\$0
Easements	6160.5	Easements clearing		\$20,000.00	1	\$20,000
		Hatton Canyon rehabilitation		\$14,000.00	1	\$14,000
		Cal-Fire clearing		\$15,000.00	1	\$15,000
		Item 4		\$0.00	0	\$0
					Total	\$49,000
Pump Station Equipment & Maintenance	6210.5	Equipment and pumps		\$20,000.00	1	\$20,000
		Preventative Maintenance Supplies, Oil, fittings, Gaskets		\$20,000.00	1	\$20,000
		Instruments		\$5,000.00	1	\$5,000
		Item 2		\$0.00	0	\$0
					Total	\$45,000

**Collection Notes  
Budget 2023-24**

Description	Account	Item Description	Unit Type	Unit Cost	Units	Total
Sewer Lines	6220.5	Spot Repair program		\$200,000.00	1	\$200,000
		Emergency repair		\$195,500.00	1	\$195,500
		Sewer line parts		\$10,000.00	1	\$10,000
		Item 4		\$0.00	0	\$0
					Total	\$405,500
Manholes	6240.5	Manhole Lining Project		\$350,000.00	1	\$350,000
		Replacement frame and lids		\$60,000.00	1	\$60,000
		Item 3		\$0.00	0	\$0
		Item 4		\$0.00	0	\$0
					Total	\$410,000
Generators	6250.5	Load testing station generators		\$6,000.00	1	\$6,000
		Preventative maintenance Parts, filters, oil.		\$1,000.00	1	\$1,000
		Repair Parts- Control board, batteries		\$1,500.00	1	\$1,500
		Item 4		\$0.00	0	\$0
					Total	\$8,500
8th & Scenic	6343.5	Includes 6% increase		\$1,100.00	1	\$1,200
Bay & Scenic	6344.5	Includes 6% increase		\$2,754.00	1	\$3,000
Monte Verde & 16th	6345.5	Includes 6% increase		\$2,751.00	1	\$3,000
Calle La Cruz	6346.5	Includes 6% increase		\$4,200.00	1	\$4,500
Hacienda	6347.5	Includes 6% increase		\$1,300.00	1	\$1,378
Highlands	6348.5	Includes 6% increase		\$7,700.00	1	\$8,200
Natural Gas	6360.5	Includes 6% increase		\$900.00	1	\$1,000
Propane	6370.5	Includes 6% increase	Tank	\$1,500.00	1	\$1,600
Water	6380.5	Includes 6% increase		\$2,000.00	1	\$2,200
Garbage	6385.5	Includes 6% increase		\$2,000.00	1	\$2,200
Fixed Costs	6392.5	AT&T Plant Fiber Optic Internet and Starlink \$500	Percentage	\$4,000.00	1	\$4,000
		ICON VOIP Phones	Percentage	\$1,500.00	1	\$1,500
		Comcast		\$7,000.00	1	\$7,000
				\$0.00	0	\$0
					Total	\$12,500
Cellular Phones	6393.5	Cell Phones		\$5,000.00	1	\$5,000
		Item 2		\$0.00	0	\$0
					Total	\$5,000

**Collection Notes  
Budget 2023-24**

Description	Account	Item Description	Unit Type	Unit Cost	Units	Total
Employee Training	6420.5	Annual OERP Training, Local training, supervisor training		\$10,000.00	1	\$10,000
Conferences	6430.5	CWEA Annual Con X 2 Staff, Tri-State Con X 2 staff, P3S		\$7,000.00	1	\$7,000
Business meetings	6440.5			\$600.00	1	\$600
Regional Water Quality Control Board	6470.5	Annual Permit		\$4,000.00	1	\$4,000
Air Pollution Control Permit	6480.5	Generators/portable equipment, new portable generator and portable pump		\$4,300.00	1	\$4,300
Employee Certification & Memberships	6550.5	DL Collections Grade 4, Met Tec 1		\$200.00	2	\$400
		BB Collections Grade 4, Met Tec 2, Elect 1		\$200.00	3	\$600
		RB Collections Grade 3, Met Tec 1		\$200.00	2	\$400
		MN Collections Grade 2, Met Tec 1		\$200.00	2	\$400
		AM Collections Grade 1, Met Tec 1		\$200.00	2	\$400
		SS Collections Grade 1, Met Tec 1		\$200.00	2	\$400
		CWEA, WEF, NASCO		\$2,200.00	1	\$2,200
					Total	\$4,800
Subscriptions/Publications	6640.5	MSDS Online	Percentage	\$500.00	1	\$500
		Employee certification books, Water Program material and subscriptions		\$1,000.00	1	\$1,000
					Total	\$1,500
Emergency Response Equipment & Service	6735.5	Fire Extinguisher Service	Various	\$500.00	1	\$500
		First Aid Medical Service (see linked notes)	Various	\$1,200.00	1	\$1,200
		Emergency Response- Haz spill/release	Various	\$500.00	1	\$500
		Emergency Response- Rescue	Various	\$500.00	1	\$500
		Disaster Response- Fire, Flood, Earthquake	Various	\$750.00	1	\$750
					Total	\$3,450
PPE & Safety Supplies	6750.5	First Aid Supplies	Various	\$250.00	1	\$250
		COVID Supplies	Various	\$1,000.00	1	\$1,000
		PPE- Hand, Eye, Face, Head, Hearing	Various	\$750.00	1	\$750
		PPE- Semi-durable (rain gear, rubber boots, jackets, vests)	Various	\$750.00	1	\$750
		PPE- Boots (6 x \$245)	Pair	\$245.00	6	\$1,470
		PPE- Other/specialized (arc-flash, rescue, etc.)	Various	\$500.00	1	\$500
		Respiratory Program (APRs, cartridges, air meters, cal-gas)	Various	\$500.00	1	\$500
		Other	Various	\$500.00	1	\$500
					Total	\$5,720

**Collection Notes  
Budget 2023-24**

Description	Account	Item Description	Unit Type	Unit Cost	Units	Total
Safety Training	6760.5	Policies and procedures	Various	\$0.00	0	\$0
		Safety Weeks Annual- Conf Space Refresh & Rescue	Per Person	\$180.00	5	\$900
		Safety Weeks Bi/Triennial- Skid/Backhoe/Manlift	Per Person	\$500.00	0	\$0
		Safety Weeks Bi/Triennial- Forklift	Per Person	\$140.00	5	\$700
		Safety Weeks Bi/Triennial- Hoist/Crane	Per Person	\$180.00	0	\$0
		Safety Weeks- First Aid/CPR/AED (biennial)	Per Person	\$220.00	5	\$1,100
		Safety Weeks- Other (ergonomics, fall awareness)	Varies	\$1,250.00	1	\$1,250
		Safety Weeks- Fit/Hearing Testing	Per Person	\$180.00	5	\$900
		New Employee- specific (as needed)	Will vary	\$3,000.00	1	\$3,000
					Total	\$7,850



**Carmel Area Wastewater District  
Maintenance Department: Operating Expense Budget 2023-24**

Combined with Treatment FY22-23		FY 20-21	FY 21-22	FY 22-23	FY 22-23	FY 23-24	% Chg.
Description	Account	Actual	Actual	Budget	Year End Estimate	Budget	Prior Yr. Actual
<b>Salaries</b>							
Salaries	5030.4	448,758	475,296	0	0	0	0.0%
Salaries - Overtime	5035.4	1,414	875	0	0	0	0.0%
Salaries-Standby	5040.4	143	0	0	0	0	0.0%
<i>Total Salaries</i>		<b>450,315</b>	<b>476,171</b>	<b>0</b>	<b>0</b>	<b>0</b>	<b>0.0%</b>
<b>Payroll Taxes</b>							
Payroll Taxes	5045.4	32,790	38,305	0	0	0	0.0%
<i>Total Payroll Taxes</i>		<b>32,790</b>	<b>38,305</b>	<b>0</b>	<b>0</b>	<b>0</b>	<b>0.0%</b>
<b>Employee Benefits:</b>							
Medical Insurance - Premium	5070.4	59,752	69,013	0	0	0	0.0%
CalPERS retirement	5080.4	197,986	43,582	0	0	0	0.0%
Workers Compensation	5100.4	16,475	10,531	0	0	0	0.0%
Life Insurance	5110.4	590	623	0	0	0	0.0%
PEHP	5120.4	6,783	7,275	0	0	0	0.0%
Dental Insurance/Claims	5130.4	3,584	7,997	0	0	0	0.0%
Vision Insurance	5140.4	1,443	1,461	0	0	0	0.0%
Long Term Disability	5150.4	3,701	3,896	0	0	0	0.0%
HSA Contributions	5160.4	4,467	5,217	0	0	0	0.0%
Employee Assistance Program	5180.4	500	0	0	0	0	0.0%
Employee Awards	5185.4	65	0	0	0	0	0.0%
Annual District Picnic	5186.4	0	618	0	0	0	0.0%
Employee lunches	5187.4	237	0	0	0	0	0.0%
Medical Exams	5200.4	43	205	0	0	0	0.0%
Allocate to Reclamation	5205.4	(25,263)	(27,504)	0	0	0	0.0%
<i>Total Employee Benefits</i>		<b>270,363</b>	<b>122,914</b>	<b>0</b>	<b>0</b>	<b>0</b>	<b>0.0%</b>

**Carmel Area Wastewater District  
Maintenance Department: Operating Expense Budget 2023-24**

Combined with Treatment FY22-23		FY 20-21	FY 21-22	FY 22-23	FY 22-23	FY 23-24	% Chg.
Description	Account	Actual	Actual	Budget	Year End Estimate	Budget	Prior Yr. Actual
<b><i>Trucks &amp; Autos</i></b>							
Gasoline	5310.4	0	0	0	0	0	0.0%
Diesel	5320.4	0	0	0	0	0	0.0%
Outside Repair Service	5345.4	1,275	0	0	0	0	0.0%
Repair Parts	5350.4	1,631	1,564	0	0	0	0.0%
<i>Total Trucks &amp; Autos</i>		<b>2,906</b>	<b>1,564</b>	<b>0</b>	<b>0</b>	<b>0</b>	<b>0.0%</b>
<b><i>Property/Liability/Auto Insurance</i></b>							
Insurance	5450.4	16,703	19,978	0	0	0	0.0%
<i>Total Insurance</i>		<b>16,703</b>	<b>19,978</b>	<b>0</b>	<b>0</b>	<b>0</b>	<b>0.0%</b>
<b><i>Engineering Fees</i></b>							
Consulting Fees	5500.4	0	9,629	0	0	0	0.0%
<i>Total Engineering Fees</i>		<b>0</b>	<b>9,629</b>	<b>0</b>	<b>0</b>	<b>0</b>	<b>0.0%</b>
<b><i>Attorney Fees</i></b>							
Legal Fees	5510.4	0	740	0	0	0	0.0%
<i>Total Attorney Fees</i>		<b>0</b>	<b>740</b>	<b>0</b>	<b>0</b>	<b>0</b>	<b>0.0%</b>
<b><i>Office Supplies &amp; Service</i></b>							
Computers & IT Equip	5540.4	477	698	0	0	0	0.0%
Furnishings & fixtures	5545.4	333	1,830	0	0	0	0.0%
Office supplies & Service	5570.4	1,017	1,303	0	0	0	0.0%
<i>Total Office Supplies &amp; Service</i>		<b>1,827</b>	<b>3,831</b>	<b>0</b>	<b>0</b>	<b>0</b>	<b>0.0%</b>

**Carmel Area Wastewater District  
Maintenance Department: Operating Expense Budget 2023-24**

Combined with Treatment FY22-23		FY 20-21	FY 21-22	FY 22-23	FY 22-23	FY 23-24	% Chg.
Description	Account	Actual	Actual	Budget	Year End Estimate	Budget	Prior Yr. Actual
<b><i>Operating Supplies</i></b>							
Generator Fuel	5675.4	1,445	0	0	0	0	0.0%
Lubricants & Packing	5680.4	3,641	228	0	0	0	0.0%
Electrical Supplies	5690.4	12,699	5,387	0	0	0	0.0%
Paints & Fluids	5710.4	555	0	0	0	0	0.0%
Radios & supplies	5745.4	148	1,042	0	0	0	0.0%
Welding	5750.4	216	0	0	0	0	0.0%
Tools	5780.4	9,783	403	0	0	0	0.0%
General Supplies	5790.4	17,382	41,549	0	0	0	0.0%
<i>Total Operating Supplies</i>		<b>45,869</b>	<b>48,609</b>	<b>0</b>	<b>0</b>	<b>0</b>	<b>0.0%</b>
<b><i>Contractual Services</i></b>							
Network Administration	5830.4	11,233	32,243	0	0	0	0.0%
Microturbine/Gas Conditioning Service	5850.4	1,598	15,386	0	0	0	0.0%
Electrical Service	5855.4	66,647	63,806	0	0	0	0.0%
Mechanical Services	5856.4	9,178	35,119	0	0	0	0.0%
HVAC Service	5857.4	3,214	0	0	0	0	0.0%
System Integrator	5858.4	205,521	86,629	0	0	0	0.0%
Equipment Service	5859.4	7,406	3,924	0	0	0	0.0%
HR consulting	5885.4	10,358	8,067	0	0	0	0.0%
Equipment rental	5890.4	0	0	0	0	0	0.0%
Janitorial Service	5900.4	9,030	11,360	0	0	0	0.0%
Copier Service	5910.4	0	0	0	0	0	0.0%
Laundry	5940.4	3,087	2,776	0	0	0	0.0%
Landscape Maintenance	5980.4	5,405	5,720	0	0	0	0.0%
Waste Disposal	5990.4	0	468	0	0	0	0.0%
Pest Control	6010.4	3,288	3,362	0	0	0	0.0%
Instrumentation Services	6020.4	0	0	0	0	0	0.0%
Hoist Certification	6030.4	1,908	1,904	0	0	0	0.0%
Fuel Tank Filtering & Cleaning	6035.4	118	74	0	0	0	0.0%
Plant tree trimming	5982.4	18,126	137,494	0	0	0	0.0%
<i>Total Contractual Services</i>		<b>356,117</b>	<b>408,332</b>	<b>0</b>	<b>0</b>	<b>0</b>	<b>0.0%</b>

**Carmel Area Wastewater District**  
**Maintenance Department: Operating Expense Budget 2023-24**

Combined with Treatment FY22-23		FY 20-21	FY 21-22	FY 22-23	FY 22-23	FY 23-24	% Chg.
Description	Account	Actual	Actual	Budget	Year End Estimate	Budget	Prior Yr. Actual
<b><i>Repairs &amp; Maintenance</i></b>							
General Repairs	6095.4	27,488	25,487	0	0	0	0.0%
Motors	6150.4	118	0	0	0	0	0.0%
Microturbine R & M/Flare	6160.4	6,296	5,433	0	0	0	0.0%
Standby Generator/Switchgear	6200.4	40	0	0	0	0	0.0%
Aeration Blowers	6210.4	0	0	0	0	0	0.0%
Boiler Repairs	6230.4	8,227	5,061	0	0	0	0.0%
Pretreatment (Influent/Headworks/Primary)	6245.4	29,433	50,749	0	0	0	0.0%
IPS/EPS/DAF	6260.4	22,303	42	0	0	0	0.0%
Effluent/Outfall	6265.4	24,497	358	0	0	0	0.0%
Disinfection (Hypo/SBS/CDC)	6270.4	30,337	3,909	0	0	0	0.0%
Dewatering	6280.4	34,582	20,001	0	0	0	0.0%
Digester/DAFT/Heat Loop	6290.4	0	0	0	0	0	0.0%
Secondary/RAS/WAS	6300.4	31,062	16,828	0	0	0	0.0%
Plant Utilities (IPS/3PS/Storm PS)	6315.4	7,799	3,139	0	0	0	0.0%
Buildings	6320.4	17,134	46,290	0	0	0	0.0%
<i>Total Repairs &amp; Maintenance</i>		<b>239,316</b>	<b>177,297</b>	<b>0</b>	<b>0</b>	<b>0</b>	<b>0.0%</b>
<b><i>Telephone</i></b>							
Fixed Costs	6392.4	3,633	3,188	0	0	0	0.0%
Cellular Phones	6393.4	1,652	1,199	0	0	0	0.0%
<i>Total Telephone</i>		<b>5,285</b>	<b>4,387</b>	<b>0</b>	<b>0</b>	<b>0</b>	<b>0.0%</b>
<b><i>Travel &amp; Training</i></b>							
Employee Training	6420.4	3,742	801	0	0	0	0.0%
Conferences	6430.4	0	387	0	0	0	0.0%
Business meetings	6440.4	63	0	0	0	0	0.0%
<i>Total Travel &amp; Training</i>		<b>3,805</b>	<b>1,188</b>	<b>0</b>	<b>0</b>	<b>0</b>	<b>0.0%</b>
<b><i>Permitting</i></b>							
Air Pollution Control Permit	6480.4	4,444	4,531	0	0	0	0.0%
<i>Total Permitting</i>		<b>4,444</b>	<b>4,531</b>	<b>0</b>	<b>0</b>	<b>0</b>	<b>0.0%</b>

**Carmel Area Wastewater District  
Maintenance Department: Operating Expense Budget 2023-24**

Combined with Treatment FY22-23		FY 20-21	FY 21-22	FY 22-23	FY 22-23	FY 23-24	% Chg.
Description	Account	Actual	Actual	Budget	Year End Estimate	Budget	Prior Yr. Actual
<b><i>Membership/Subscriptions</i></b>							
Employee Certification & Memberships	6550.4	1,761	977	0	0	0	0.0%
Subscriptions/Publications	6640.4	2,009	1,415	0	0	0	0.0%
<i>Total Membership/Subscrip.</i>		<b>3,770</b>	<b>2,392</b>	<b>0</b>	<b>0</b>	<b>0</b>	<b>0.0%</b>
<b><i>Safety</i></b>							
Emergency Response Equipment & Service	6735.4	4,360	6,360	0	0	0	0.0%
PPE & Safety Supplies	6750.4	22,566	12,869	0	0	0	0.0%
Safety Training & Policies	6760.4	8,210	18,678	0	0	0	0.0%
<i>Total Safety</i>		<b>35,136</b>	<b>37,907</b>	<b>0</b>	<b>0</b>	<b>0</b>	<b>0.0%</b>
<b><i>Other Expenses</i></b>							
Recruitment	8910.4	1,805	8,441	0	0	0	0.0%
Contingency	8980.4	0	0	0	0	0	0.0%
<i>Total Other Expense</i>		<b>1,805</b>	<b>8,441</b>	<b>0</b>	<b>0</b>	<b>0</b>	<b>0.0%</b>
<b>Subtotal Operating Expense</b>							
		<b>1,470,451</b>	<b>1,366,217</b>	<b>0</b>	<b>0</b>	<b>0</b>	<b>0.0%</b>
Depreciation Expense	8997.4	0	0	0	0	0	0.0%
<b>Total Operating Expense</b>							
		<b>1,470,451</b>	<b>1,366,217</b>	<b>0</b>	<b>0</b>	<b>0</b>	<b>0.0%</b>

**Carmel Area Wastewater District**  
**Treatment Department: Operating Expense Budget 2023-24**

		FY 20-21	FY 21-22	FY 22-23	FY 22-23	FY 23-24	% Chg.
Description	Account	Actual	Actual	Budget	Year End Estimate	Budget	Prior Yr. Actual
<b>Salaries</b>							
Salaries	5030.6	1,050,141	1,006,085	1,676,810	1,586,800	1,703,750	7.4%
Salaries - Overtime	5035.6	8,230	9,944	20,000	21,000	21,000	0.0%
Salaries-Standby	5040.6	17,556	16,921	17,400	17,400	18,000	3.4%
<i>Total Salaries</i>		<b>1,075,927</b>	<b>1,032,950</b>	<b>1,714,210</b>	<b>1,625,200</b>	<b>1,742,750</b>	<b>7.2%</b>
<b>Payroll Taxes</b>							
Payroll Taxes	5045.6	104,534	105,257	134,486	149,500	166,000	11.0%
<i>Total Payroll Taxes</i>		<b>104,534</b>	<b>105,257</b>	<b>134,486</b>	<b>149,500</b>	<b>166,000</b>	<b>11.0%</b>
<b>Employee Benefits:</b>							
Medical Insurance - Premium	5070.6	182,646	199,374	270,800	230,400	267,000	15.9%
CalPERS retirement	5080.6	426,387	102,323	166,436	166,700	189,200	13.5%
Workers Compensation	5100.6	37,971	22,895	66,055	124,470	100,000	-19.7%
Life Insurance	5110.6	1,280	1,280	1,870	1,870	1,280	-31.6%
PEHP	5120.6	16,710	16,854	25,099	25,000	26,900	7.6%
Dental Insurance/Claims	5130.6	15,031	12,308	18,800	18,800	18,000	-4.3%
Vision Insurance	5140.6	3,182	3,259	5,170	5,170	5,200	0.6%
Long Term Disability	5150.6	9,004	9,004	13,348	13,348	13,400	0.4%
HSA Contributions	5160.6	29,644	27,069	30,200	30,200	28,100	-7.0%
Employee Assistance Program	5180.6	1,200	0	1,870	1,870	390	-79.1%
Employee Awards	5185.6	0	0	0	0	2,600	0.0%
Annual District Picnic	5186.6	786	1,198	1,125	1,344	1,300	0.0%
Employee lunches	5187.6	0	0	0	0	0	0.0%
Medical Exams	5200.6	492	448	210	600	600	0.0%
Allocate to Reclamation	5205.6	(147,117)	(163,094)	(25,000)	(188,000)	(201,375)	
<i>Total Employee Benefits</i>		<b>577,216</b>	<b>232,918</b>	<b>575,983</b>	<b>431,772</b>	<b>452,595</b>	<b>4.8%</b>

**Carmel Area Wastewater District  
Treatment Department: Operating Expense Budget 2023-24**

Description	Account	FY 20-21 Actual	FY 21-22 Actual	FY 22-23 Budget	FY 22-23 Year End Estimate	FY 23-24 Budget	% Chg. Prior Yr. Actual
<b><i>Trucks &amp; Autos</i></b>							
Gasoline	5310.6	2,130	0	2,770	2,770	1,700	-38.6%
Diesel	5320.6	458	0	815	815	400	-50.9%
Outside Repair Service	5345.6	0	1,668	1,700	1,500	140	-90.7%
Repair Parts	5350.6	0	316	2,500	2,500	1,500	-40.0%
<i>Total Trucks &amp; Autos</i>		<b>2,588</b>	<b>1,984</b>	<b>7,785</b>	<b>7,585</b>	<b>3,740</b>	<b>-50.7%</b>
<b><i>Property/Liability/Auto Insurance</i></b>							
Insurance	5450.6	86,233	107,108	119,640	142,800	160,000	12.0%
<i>Total Insurance</i>		<b>86,233</b>	<b>107,108</b>	<b>119,640</b>	<b>142,800</b>	<b>160,000</b>	<b>12.0%</b>
<b><i>Engineering Fees</i></b>							
Consulting Fees	5500.6	42,386	213	300,000	198,000	300,000	51.5%
<i>Total Engineering Fees</i>		<b>42,386</b>	<b>213</b>	<b>300,000</b>	<b>198,000</b>	<b>300,000</b>	<b>51.5%</b>
<b><i>Attorney Fees</i></b>							
Legal Fees	5510.6	32,357	15,387	35,000	22,000	18,000	-18.2%
<i>Total Attorney Fees</i>		<b>32,357</b>	<b>15,387</b>	<b>35,000</b>	<b>22,000</b>	<b>18,000</b>	<b>-18.2%</b>
<b><i>Office Supplies &amp; Service</i></b>							
Computers & IT Equip	5540.6	7,928	4,029	26,800	22,000	23,700	7.7%
Furnishings & fixtures	5545.6	1,272	4,255	1,700	4,900	2,300	-53.1%
Office supplies & Service	5570.6	2,185	3,455	9,200	4,000	8,500	112.5%
<i>Total Office Supplies &amp; Service</i>		<b>11,385</b>	<b>11,739</b>	<b>37,700</b>	<b>30,900</b>	<b>34,500</b>	<b>11.7%</b>

**Carmel Area Wastewater District**  
**Treatment Department: Operating Expense Budget 2023-24**

Description	Account	FY 20-21 Actual	FY 21-22 Actual	FY 22-23 Budget	FY 22-23 Year End Estimate	FY 23-24 Budget	% Chg. Prior Yr. Actual
<b><i>Operating Supplies</i></b>							
Chemicals	5615.6	630	2,087	3,500	500	3,000	500.0%
Phenylarsine oxide	5625.6	698	538	810	810	1,000	23.5%
Sodium bisulfite	5630.6	75,123	88,741	86,520	87,300	88,600	1.5%
Sodium hypochlorite	5635.6	69,470	82,292	109,000	140,000	207,900	48.5%
Ferric chloride	5640.6	15,554	35,417	32,900	28,000	53,480	91.0%
Polymer	5650.6	52,240	59,732	65,000	70,500	70,400	-0.1%
Acetic Acid	5660.6	1,003	986	1,100	1,100	1,600	45.5%
Iodine solution	5665.6	267	195	300	300	400	33.3%
Potassium iodate	5670.6	767	593	1,000	700	800	14.3%
Laboratory	5700.6	29,794	36,584	49,092	35,000	39,000	11.4%
Radios & supplies	5745.6	0	2,084	2,200	2,000	2,200	10.0%
Tools	5780.6	2,462	1,594	9,500	9,000	8,500	-5.6%
General Supplies	5790.6	12,659	29,655	53,200	50,900	52,300	2.8%
Source control	5795.6	340	1,186	9,000	1,800	2,000	11.1%
<i>Total Operating Supplies</i>		<b>261,007</b>	<b>341,684</b>	<b>423,122</b>	<b>427,910</b>	<b>531,180</b>	<b>24.1%</b>
<b><i>Contractual Services</i></b>							
Sludge Haul/Disposal	5820.6	68,947	81,553	103,000	95,000	152,700	60.7%
Network Administration	5830.6	48,061	64,996	100,700	69,200	94,250	36.2%
Laboratory Analysis	5840.6	31,070	24,131	57,700	25,100	61,420	144.7%
Electrical Service	5855.6	0	140	100,000	81,600	80,000	-2.0%
Mechanical Services	5856.6	0	347	30,000	20,000	10,000	-50.0%
HVAC Service	5857.6	0	0	1,500	1,500	2,500	66.7%
System Integrator	5858.6	0	0	25,000	58,200	66,500	14.3%
Equipment Service	5859.6	0	0	2,000	2,000	4,500	125.0%
Alarm Systems	5880.6	2,293	2,155	4,000	1,900	2,100	10.5%
HR consulting	5885.6	23,849	17,939	50,000	34,000	47,000	38.2%
Equipment rental	5890.6	0	0	6,000	5,000	10,000	100.0%
Janitorial Service	5900.6	1,810	0	13,560	13,560	13,000	-4.1%



**Carmel Area Wastewater District**  
**Treatment Department: Operating Expense Budget 2023-24**

Description	Account	FY 20-21	FY 21-22	FY 22-23	FY 22-23	FY 23-24	% Chg.
		Actual	Actual	Budget	Year End Estimate	Budget	Prior Yr. Actual
Copier Service	5910.6	1,104	1,056	3,000	1,200	1,500	25.0%
Laundry	5940.6	10,475	12,334	14,200	16,200	17,000	4.9%
Landscape Maintenance	5980.6	0	560	6,600	6,600	7,000	6.1%
Waste Disposal	5990.6	1,271	0	0	0	0	0.0%
Grit & Screening Disposal	6000.6	15,962	20,186	25,000	19,900	25,500	28.1%
Pest Control	6010.6	0	0	3,400	3,400	3,500	2.9%
Instrumentation Services	6020.6	2,774	2,822	17,760	3,000	5,700	90.0%
Hoist Certification	6030.6	0	0	2,500	2,500	2,500	0.0%
Hazardous chemical disposal	6040.6	174	1,350	1,200	1,000	1,000	0.0%
Outfall Inspection	6045.6	10,000	9,492	15,130	15,130	16,000	5.8%
Lagoon inspection	6046.6	3,125	4,158	4,500	4,500	4,500	0.0%
Ocean Monitoring Program	6050.6	0	6,752	7,400	7,400	6,000	-18.9%
Plant tree trimming	5982.6	0	4,966	0	0	0	0.0%
<i>Total Contractual Services</i>		<b>220,915</b>	<b>254,937</b>	<b>594,150</b>	<b>487,890</b>	<b>634,170</b>	<b>30.0%</b>
<b><i>Repairs &amp; Maintenance</i></b>							
General Repairs	6095.6	1,843	4,798	20,000	14,100	8,000	-43.3%
Microturbine R & M/Flare	6160.6	0	0	6,000	5,600	11,900	112.5%
Standby Generator/Switchgear	6200.6	0	0	30,000	30,000	6,500	-78.3%
Aeration Blowers	6210.6	0	0	60,000	30,000	22,000	-26.7%
Lab Equipment	6240.6	3,852	12,206	32,700	30,900	54,000	74.8%
Influent/Headworks/Primary	6250.6	737	615	34,750	10,000	13,100	31.0%
Effluent/Outfall	6265.6	0	524	35,000	2,000	4,400	120.0%
Disinfection (Hypo/SBS/CDC)	6270.6	12,381	860	28,000	32,100	33,400	4.0%
Dewatering	6280.6	8,033	1,845	34,700	28,000	22,800	-18.6%
Digester/DAFT/Heat Loop	6290.6	0	0	40,000	31,000	12,600	-59.4%
Secondary/RAS/WAS	6300.6	5,889	3,778	22,000	22,000	24,700	12.3%
Plant Utilities (IPS/3PS/Storm PS)	6315.6	0	0	10,000	10,100	13,000	28.7%
Buildings	6320.6	299	0	25,000	21,000	19,000	-9.5%
<i>Total Repairs &amp; Maintenance</i>		<b>33,034</b>	<b>24,626</b>	<b>378,150</b>	<b>266,800</b>	<b>245,400</b>	<b>-8.0%</b>

**Carmel Area Wastewater District  
Treatment Department: Operating Expense Budget 2023-24**

Description	Account	FY 20-21 Actual	FY 21-22 Actual	FY 22-23 Budget	FY 22-23 Year End Estimate	FY 23-24 Budget	% Chg. Prior Yr. Actual
<b>Utilities</b>							
Electricity - Secondary	6352.6	155,144	151,523	236,069	230,000	164,400	-28.5%
Electricity - Aeration	6353.6	68,488	69,486	0	0	75,600	0.0%
Electricity - Lab Tertiary	6354.6	6,597	7,028	0	0	7,800	0.0%
Co-Gen Non-Energy Plant	6359.6	4,454	2,595	4,300	2,400	4,500	87.5%
Natural Gas	6360.6	23,065	49,624	51,160	51,500	60,000	16.5%
Propane	6370.6	349	552	1,000	800	1,400	75.0%
Water	6380.6	6,262	8,598	7,000	8,900	7,700	-13.5%
Cable television	6390.6	1,038	1,011	1,400	1,400	1,400	0.0%
<i>Total Utilities</i>		<b>265,397</b>	<b>290,417</b>	<b>300,928</b>	<b>295,000</b>	<b>322,800</b>	<b>9.4%</b>
<b>Telephone</b>							
Fixed Costs	6392.6	10,365	14,469	10,000	15,900	17,500	10.1%
Cellular Phones	6393.6	4,901	2,522	3,500	3,500	6,100	74.3%
<i>Total Telephone</i>		<b>15,266</b>	<b>16,991</b>	<b>13,500</b>	<b>19,400</b>	<b>23,600</b>	<b>21.6%</b>
<b>Travel &amp; Training</b>							
Employee Training	6420.6	1,708	2,706	15,145	13,500	21,300	57.8%
Conferences	6430.6	474	4,914	8,970	8,970	12,000	33.8%
Business meetings	6440.6	0	294	700	700	700	0.0%
<i>Total Travel &amp; Training</i>		<b>2,182</b>	<b>7,914</b>	<b>24,815</b>	<b>23,170</b>	<b>34,000</b>	<b>46.7%</b>
<b>Permitting</b>							
Waterboard Permits	6470.6	28,198	21,573	30,000	22,400	32,600	45.5%
Air Pollution Control Permit	6480.6	0	0	4,688	4,200	4,500	7.1%
Environmental Health Permit	6490.6	1,833	1,945	1,800	1,800	2,000	11.1%
Lab Registration Fees	6510.6	2,666	3,125	10,000	10,000	10,800	8.0%
<i>Total Permitting</i>		<b>32,697</b>	<b>26,643</b>	<b>46,488</b>	<b>38,400</b>	<b>49,900</b>	<b>29.9%</b>

**Carmel Area Wastewater District  
Treatment Department: Operating Expense Budget 2023-24**

Description	Account	FY 20-21 Actual	FY 21-22 Actual	FY 22-23 Budget	FY 22-23 Year End Estimate	FY 23-24 Budget	% Chg. Prior Yr. Actual
<b><i>Membership/Subscriptions</i></b>							
Employee Certification & Memberships	6550.6	3,345	2,786	6,200	6,200	7,500	21.0%
Subscriptions/Publications	6640.6	112	239	3,400	3,000	3,700	23.3%
<i>Total Membership/Subscrip.</i>		<b>3,456</b>	<b>3,025</b>	<b>9,600</b>	<b>9,200</b>	<b>11,200</b>	<b>21.7%</b>
<b><i>Safety</i></b>							
Emergency Response Equipment & Service	6735.6	0	0	1,700	1,700	12,700	647.1%
PPE & Safety Supplies	6750.6	49,319	0	15,500	15,500	9,700	-37.4%
Safety Training & Policies	6760.6	494	185	52,000	44,800	26,800	-40.2%
<i>Total Safety</i>		<b>49,813</b>	<b>185</b>	<b>69,200</b>	<b>62,000</b>	<b>49,200</b>	<b>-20.6%</b>
<b><i>Other Expenses</i></b>							
Recruitment	8910.6	0	290	0	5,500	5,000	0.0%
Legal notices	8920.6	0	0	0	200	200	0.0%
Contingency	8980.6	0	0	296,947	0	0	0.0%
<i>Total Other Expense</i>		<b>0</b>	<b>290</b>	<b>296,947</b>	<b>5,700</b>	<b>5,200</b>	<b>-8.8%</b>
<b>Subtotal Operating Expense</b>		<b>2,816,391</b>	<b>2,474,269</b>	<b>5,081,705</b>	<b>4,243,227</b>	<b>4,784,235</b>	<b>12.7%</b>
Depreciation Expense	8997.6	2,465,749	2,300,000	2,300,000	2,300,000	2,300,000	0.0%
<b>Total Operating Expense</b>		<b>5,282,140</b>	<b>4,774,269</b>	<b>7,381,705</b>	<b>6,543,227</b>	<b>7,084,235</b>	<b>8.3%</b>

**Treatment Notes  
Budget 2023-24**

Description	GL	Item Description	Unit Type	Unit Cost	Units	Total
Gasoline	5310.6	Units 9, 16, 20 and Boom Lift	Gallons	\$5.00	340	\$1,700
Diesel	5320.6	Yard Mule, Backhoe, Skid Steer	Gallons	\$5.70	70	\$400
Oil & Grease	5330.6			\$1,000.00	1	\$1,000
Outside Repair Service	5345.6	Vehicle Insurance		\$0.00	0	\$0
		Smogs (2 Vehicles)	Vehicle	\$70.00	2	\$140
				\$0.00	0	\$0
				\$0.00	0	\$0
					Total	\$140
Repair Parts	5350.6	Brakes, Batteries, Lights		\$1,500.00	1	\$1,500
		Item 2		\$0.00	0	\$0
		Item 3		\$0.00	0	\$0
		Item 4		\$0.00	0	\$0
					Total	\$1,500
Insurance	5480.7	General Liability	Annual	\$60,000.00	1	\$60,000
		Property Insurance	Annual	\$90,000.00	1	\$90,000
		Cyber Crime Insurance	Annual	\$8,000.00	1	\$8,000
		Vehicle	Annual	\$2,000.00	1	\$2,000
					Total	\$160,000
Consulting Fees	5500.6	Sea Level Rise Studies		\$300,000.00	1	\$300,000
		Item 2		\$0.00	0	\$0
		Item 3		\$0.00	0	\$0
		Item 4		\$0.00	0	\$0
					Total	\$300,000
Legal Fees	5510.6	District Counsel	per hour	\$225.00	80	\$18,000
Computers & Equip	5540.6	3 Desktop Computers per Exceedio, OPS, Young, Holland	Computer	\$1,500.00	3	\$4,500
		Wireless Access Point	Device	\$700.00	1	\$700
		Firewall and Intrusion Detection Appliance	Device	\$8,000.00	1	\$8,000
		monitors	Each	\$175.00	4	\$700
		Ipad replacement: on-call & Laboratory	unit	\$650.00	2	\$1,300
		misc supplies (cords, adapters)	Total	\$1,000.00	1	\$1,000
		SCADA Workstation, superintendent office	Each	\$1,500.00	1	\$1,500
		SCADA Server Upgrade x 2 (split with collections and recl)	Server	\$3,000.00	2	\$6,000
					Total	\$23,700
Furnishings & fixtures	5545.6	File cabinet	Each	\$200.00	1	\$200
		Chair- office and maintenance	Each	\$600.00	2	\$1,200
		Table Lunchroom	Each	\$200.00	1	\$200

**Treatment Notes  
Budget 2023-24**

Description	GL	Item Description	Unit Type	Unit Cost	Units	Total
		book shelf-offices	Each	\$350.00	2	\$700
		Item 5		\$0.00	0	\$0
		Item 6		\$0.00	0	\$0
					Total	\$2,300
Office supplies & Service	5570.6	copy paper	each	\$5.78	173	\$1,000
		postage/shipping-non-laboratory	as needed	\$1,000.00	1	\$1,000
		general office supplies	as needed	\$3,000.00	1	\$3,000
		Source Control-educational material	as needed	\$2,500.00	1	\$2,500
		printing-forms, business cards	as needed	\$1,000.00	1	\$1,000
					Total	\$8,500
Chemicals	5615.6	Potassium Iodide, pH buffer-calibration chemicals	solid/liquid	\$3,000.00	1	\$3,000
Phenylarsine oxide	5625.6	Calibration chemicals	gallon	\$157.55	6	\$1,000
Sodium bisulfite	5630.6	De-chloration chemical	bulk-gallons	\$1.64	54000	\$88,600
Sodium hypochlorite	5635.6	Disinfecting chemical	bulk-gallons	\$2.20	94500	\$207,900
Ferric chloride	5640.6	Digester H2S removal	bulk-gallons	\$7.64	7000	\$53,480
Polymer	5650.6	dewatering/DAFT (2290lb/tote)-12 totes/yr	pound	\$2.56	27480	\$70,400
Acetic Acid	5660.6	analyzer chemicals	gallons	\$91.10	17	\$1,600
Iodine solution	5665.6	calibration chemicals	gallons	\$20.50	15	\$400
Potassium iodate	5670.6	analyzer chemicals	box (4 X 250ml))	\$125.65	6	\$800
Laboratory	5700.6	general supplies Ops- \$7500 & Laboratory increase 12%	misc	\$39,000.00	1	\$39,000
Radios & supplies	5745.6	Motorola replacement handheld radios for plant staff/contractors	each	\$1,100.00	2	\$2,200
Tools	5780.6	Maintenance hand Tools	misc	\$3,000.00	1	\$3,000
		Power tools (drill), Cordless batteries	misc	\$2,000.00	1	\$2,000
		Operator hand tools	misc	\$3,000.00	1	\$3,000
		Laboratory hand tools	misc	\$500.00	1	\$500
		Item 5		\$0.00	0	\$0
		Item 6		\$0.00	0	\$0
					Total	\$8,500
General supplies	5790.6	Janitorial supplies-brooms, dust pans, ect	misc	\$300.00	1	\$300
		Fittings, hardware, disposable items, paper towels, batteries	misc	\$4,200.00	12	\$50,400
		Plant log books	each	\$26.00	20	\$520
		Circular charts	box	\$65.00	15	\$1,000
		Item 5		\$0.00	0	\$0
		Item 6		\$0.00	0	\$0
					Total	\$52,300
Source control	5795.6	General supplies: dye, racks, cart		\$2,000.00	1	\$2,000
		Item 2		\$0.00	0	\$0
		Item 3		\$0.00	0	\$0

**Treatment Notes  
Budget 2023-24**

Description	GL	Item Description	Unit Type	Unit Cost	Units	Total
		Item 4		\$0.00	0	\$0
					Total	\$2,000
Sludge Haul/Disposal	5820.6	Synagro-bio solids cost based on new contract	ton	\$89.77	1700	\$152,700
Network Administration	5830.6	Exceedio Network and Desktop support	Annual	\$60,000.00	1	\$60,000
		Exceedio - Server warranty renewal - 5%	Annual	\$650.00	3	\$1,950
		Easy 2 B Green-Source Control FOG inspection software	Annual	\$14,700.00	1	\$14,700
		LIMS/Silver support (50/50 split)	Annual	\$7,600.00	1	\$7,600
		E-NPDES	Annual	\$2,300.00	0	\$0
		Anomoly based detection- SCADA	Annual	\$10,000.00	1	\$10,000
		Item 7		\$0.00	0	\$0
		Item 8		\$0.00	0	\$0
		Item 9		\$0.00	0	\$0
					Total	\$94,250
Laboratory Analysis	5840.6	MBAS	water testing	\$7,900.00	1	\$7,900
		FGL Laboratory-monthly, semi annual, annual-NPDES perm	water testing	\$25,900.00	1	\$25,900
		COVID Testing	Weekly	\$350.00	52	\$18,200
		Influenza	monthly	\$195.00	12	\$2,340
		Monkeypox	monthly	\$295.00	12	\$3,540
		Polio	monthly	\$295.00	12	\$3,540
					Total	\$61,420
Electrical Service	5855.6	Support for electrical PMs and repairs	Total	\$80,000.00	1	\$80,000
Mechanical Services	5856.6	Mechanical contractor 1 week 2 techs	Total	\$10,000.00	1	\$10,000
HVAC Service	5857.6	Annual maintenance	Total	\$2,500.00	1	\$2,500
System Integrator	5858.6	Support for reporting and SCADA process improvements	Total	\$66,500.00	1	\$66,500
Equip Service	5859.6	Forklift, Pallet jacks, Aerial Lift	Total	\$4,500.00	1	\$4,500
Alarm System	5880.6	First Alarm	quarterly	\$510.00	4	\$2,100
HR consulting	5885.6		annual	\$47,000.00	1	\$47,000
Equipment rental	5890.6	Crane and aerial lift rental	as needed	\$2,500.00	4	\$10,000
Janitorial Service	5900.6	Plant Janitorial	Total	\$1,080.00	12	\$13,000
Copier Service	5910.6		annual	\$1,500.00	1	\$1,500
Laundry	5940.6	Cintas Uniforms	Total	\$17,000.00	1	\$17,000
Landscape Maintenance	5980.6	Treatment Plant	Total	\$7,000.00	1	\$7,000
Grit & Screening Disposal	6000.6	Grit bin	each disposal-as needed	\$1,700.00	15	\$25,500
Pest Control	6010.6		annual	\$3,500.00	1	\$3,500
Instrumentation Services	6020.6	Balance calibration	annually	\$225.00	4	\$900
		Microscope service	annually	\$400.00	2	\$800
		Hach-calibrations	annually	\$1,000.00	1	\$1,000
		Flowmeter calibration	bi-annual	\$3,000.00	1	\$3,000

**Treatment Notes  
Budget 2023-24**

Description	GL	Item Description	Unit Type	Unit Cost	Units	Total
					Total	\$5,700
Hoist Certification	6030.6	Annual service/inspection-DW,Inf, CDC, and Blower	annually	\$625.00	4	\$2,500
Hazardous chemical disposal	6040.6	Laboratory disposal-Hach	annually	\$1,000.00	1	\$1,000
Outfall Inspection	6045.6	Annual inspection-per NPDES	annually	\$16,000.00	1	\$16,000
Lagoon inspection	6046.6	Annual inspection	annually	\$4,500.00	1	\$4,500
Ocean Monitoring Program	6050.6	ABC-toxicity	annually	\$6,000.00	1	\$6,000
Plant tree trimming	5982.6	No trimming this fiscal year		\$0.00	0	\$0
General Repairs	6095.6	Support items not specific to single process.	total	\$8,000.00	1	\$8,000
		Item 2		\$0.00	0	\$0
		Item 3		\$0.00	0	\$0
		Item 4		\$0.00	0	\$0
					Total	\$8,000
Microturbine R & M/Flare	6160.6	Siloxane media		\$0.00	0	\$0
		Iron sponge		\$0.00	0	\$0
		Gas testing	semi-annually	\$4,200.00	2	\$8,400
		Micro turbine P/M	Each	\$3,500.00	1	\$3,500
					Total	\$11,900
Standby Generator/Switchgear	6200.6	Fuel filtering for standby tank	Each	\$4,500.00	1	\$4,500
		Block heater, repair parts for 750kW	Total	\$2,000.00	1	\$2,000
					Total	\$6,500
Aeration Blowers	6210.6	Blower PM Inspection		\$20,000.00	1	\$20,000
		Oil, grease, belts		\$2,000.00	1	\$2,000
					Total	\$22,000
Lab Equipment	6240.6	Stirrer and titrator-Ops CL2 and Deox analyzers calibration equipment	misc	\$3,400.00	2	\$6,800
		Composite sampler-RAS sump and Secondary Clarifier	sampler	\$9,600.00	2	\$19,200
		Composite sampler-replacement refrigeration skid	sampler skid	\$2,700.00	1	\$2,700
		TOC P/M (50/50 split)	annual	\$4,400.00	1	\$4,400
		pH probe (50/50)	each	\$500.00	3	\$1,500
		Misc laboratory repairs	misc	\$2,500.00	1	\$2,500
		TOC compressor (50/50)	each	\$2,500.00	1	\$2,500
		Gallery P/M (50/50)	annual	\$6,000.00	1	\$6,000
		Eaton Battery (50/50 split)	annual	\$2,500.00	1	\$2,500
		Foss P/M (50/50 split)	annual	\$5,900.00	1	\$5,900
					Total	\$54,000
Headworks - Primary	6250.6	pH probe replacement	each	\$1,550.00	2	\$3,100

**Treatment Notes**  
**Budget 2023-24**

Description	GL	Item Description	Unit Type	Unit Cost	Units	Total
		Spare parts for new equipment, Moyno parts	Total	\$10,000.00	1	\$10,000
		Item 3		\$0.00	0	\$0
		Item 4		\$0.00	0	\$0
					Total	\$13,100
Effluent/Outfall	6265.6	Analyzer parts-motors/probe/consumables	misc	\$2,200.00	2	\$4,400
		Item 2		\$0.00	0	\$0
		Item 3		\$0.00	0	\$0
		Item 4		\$0.00	0	\$0
					Total	\$4,400
Disinfection (Hypo/SBS/CDC)	6270.6	Analyzer-replacement probes, flow switch	anually	\$1,800.00	2	\$3,600
		Titrator-analyzer calibration	each	\$2,600.00	1	\$2,600
		Flow Meters	each	\$3,000.00	3	\$9,000
		VFDs	each	\$3,500.00	2	\$7,000
		Pump PM rebuild kits	each	\$800.00	14	\$11,200
					Total	\$33,400
Dewatering	6280.6	polymer machine maintenance supplies	as needed	\$1,400.00	2	\$2,800
		Gearbox, valves, pump rebuilds	Total	\$10,000.00	1	\$10,000
		Pump rebuild kits and impeller	Total	\$5,000.00	1	\$5,000
		Replacement Valves	Each	\$2,500.00	2	\$5,000
					Total	\$22,800
Digester/DAFT/Heat Loop	6290.6	Heat exchanger P/M parts	as needed	\$1,500.00	1	\$1,500
		gas test supplies	box	\$125.00	15	
		sump pump	each	\$1,100.00	1	\$1,100
		Pump Impeller and gaskets	Total	\$10,000.00	1	\$10,000
					Total	\$12,600
Secondary/RAS/WAS	6300.6	LDO replacement cap	each-annually	\$200.00	8	\$1,600
		LDO sensor replacement	each	\$3,500.00	1	\$3,500
		#3 water hoses	as needed	\$200.00	5	\$1,000
		SC 4500 controllers	each	\$4,700.00	3	\$14,100
		VFD replacement	each	\$4,500.00	1	\$4,500
					Total	\$24,700
Plant Utilities (IPS/3PS/Storm PS)	6315.6	Pump rebuild parts	Total	\$5,000.00	1	\$5,000
		Spare 1 water pump	Each	\$5,000.00	1	\$5,000
		Flow meter	Each	\$3,000.00	1	\$3,000
		Item 4		\$0.00	0	\$0
					Total	\$13,000



**Treatment Notes  
Budget 2023-24**

Description	GL	Item Description	Unit Type	Unit Cost	Units	Total
Buildings	6320.6	Roof repair	Total	\$4,000.00	1	\$4,000
		Doorlocks, signs, siding repair.	Total	\$5,000.00	1	\$5,000
		Blocks for baserock, sand and fill for onsite storage	Total	\$10,000.00	1	\$10,000
		Item 4		\$0.00	0	\$0
					Total	\$19,000
Electricity - Secondary	6352.6	Electrical Secondary	monthly	\$13,700.00	12	\$164,400
Electricity - Aeration	6353.6	Electrical Aeration	monthly	\$6,300.00	12	\$75,600
Electricity - Lab Tertiary	6354.6	Electrical Laboratory	monthly	\$650.00	12	\$7,800
Co-Gen Non-Energy Plant	6359.6	Cogen Meter	annual	\$4,500.00	1	\$4,500
Co-Gen Non-Energy Plant	6359.6			\$2,800.00	1	\$2,800
Natural Gas	6360.6	Boiler, misc plant heaters		\$60,000.00	1	\$60,000
Propane	6370.6	Forklift	gallons	\$5.36	258	\$1,400
Water	6380.6	Plant (1 unit per 100 gallons used)	unit	\$12.45	612	\$7,700
Cable television	6390.6	Direct TV	monthly	\$116.00	12	\$1,400
Fixed Costs	6392.6	AT&T Fiber for the plant and Starlink (\$1500)		\$13,500.00	1	\$13,500
		VOIP		\$4,000.00	1	\$4,000
					Total	\$17,500
Cellular Phones	6393.6	AT&T connective service charge	unit	\$400.00	12	\$4,800
		replacement phone-upgrade/replacement	unit	\$1,300.00	1	\$1,300
					Total	\$6,100
Employee Training	6420.6	OPS and Maintenance (\$11,000) for supervisor classes	Total	\$21,300.00	1	\$21,300
Conferences	6430.6	OPS and Maintenance	Total	\$12,000.00	1	\$12,000
Business meetings	6440.6	OPS and Maintenance	Total	\$700.00	1	\$700
Treatment Plant Permits	6470.6	NPDES 19,832	annual renewal	\$30,800.00	1	\$30,800
		Storm Water	annual renewal	\$1,738.00	1	\$1,800
					Total	\$32,600
Air Pollution Control Permit	6480.6	MBARD Permit for the Plant and Generators 7% increase	Total	\$4,500.00	1	\$4,500
Environmental Health Permit	6490.6	Chemical Storage County Permit	Total	\$2,000.00	1	\$2,000
Lab Registration Fees	6510.6	ELAP, 3rd party assessor, regulatory compliance all (50/50)	annual renewal	\$10,750.00	1	\$10,800
Employee Certification & Memberships	6550.6	SWRCB-operators (9)	renewal	\$150.00	9	\$1,350
		WEF (includes CWEA membership)	renewal	\$342.00	1	\$342
		CWEA Membership	annual	\$202.00	14	\$2,828
		Enviromental compliance inspector	anual	\$100.00	3	\$300
		Operations- Maintenance cert	annual	\$100.00	2	\$200
		Laboratory analyst	annual	\$205.00	3	\$615

**Treatment Notes  
Budget 2023-24**

Description	GL	Item Description	Unit Type	Unit Cost	Units	Total
		Advanced Water Treatment Operator (AWTO) exam	as needed	\$200.00	4	\$800
		Advanced Water Treatment Operator (AWTO) certification	annual	\$250.00	4	\$1,000
					Total	\$7,500
Subscriptions/Publications	6640.6	MSDS Online (Annual paid each April) Other 50% Recl	Annual	\$2,829.00	1	\$2,829
		exam study material	Total	\$800.00	1	\$800
		misc books	Total	\$300.00	1	\$300
					Total	\$3,700
Emergency Response Equipment & Service	6735.6	Fire Extinguisher Service	Various	\$1,100.00	1	\$1,100
		First Aid Medical Service (see linked notes)	Various	\$1,200.00	1	\$1,200
		Emergency Response- Haz spill/release	Various	\$1,000.00	1	\$1,000
		Emergency Response- Rescue	Various	\$1,000.00	1	\$1,000
		Disaster Response- Fire, Flood, Earthquake	Various	\$750.00	1	\$750
		SCBA (50%) Annual recerts, tank refills, tank testing	Various	\$1,000.00	1	\$1,000
		SCBA Replacement- 2 sets	System + face mask	\$3,300.00	2	\$6,600
					Total	\$12,700
PPE & Safety Supplies	6750.6	First Aid Supplies	Various	\$500.00	1	\$500
		COVID Supplies	Various	\$2,000.00	1	\$2,000
		PPE- Hand, Eye, Face, Head, Hearing	Various	\$750.00	1	\$750
		PPE- Semi-durable (rain gear, rubber boots, jackets, vests)	Various	\$750.00	1	\$750
		PPE- Boots (15 x \$245)	Pair	\$245.00	15	\$3,675
		PPE- Other/specialized (arc-flash, rescue, etc.)	Various	\$500.00	1	\$500
		Respiratory Program (APRs, cartridges, air meters, cal-gas)	Various	\$1,000.00	1	\$1,000
		Other	Various	\$500.00	1	\$500
					Total	\$9,700
Safety Training	6760.6	Policies and procedures	Various	\$10,000.00	1	\$10,000
		Safety Weeks Annual- Haz Refresh & Response	Per Person	\$380.00	10	\$3,800
		Safety Weeks Annual- Conf Space Refresh & Rescue	Per Person	\$180.00	10	\$1,800
		Safety Weeks Bi/Triennial- Skid/Backhoe/Manlift	Per Person	\$500.00	0	\$0
		Safety Weeks Bi/Triennial- Forklift	Per Person	\$140.00	12	\$1,680
		Safety Weeks Bi/Triennial- Hoist/Crane	Per Person	\$180.00	0	\$0
		Safety Weeks- First Aid/CPR/AED (biennial)	Per Person	\$220.00	10	\$2,200
		Safety Weeks- Other (ergonomics, fall awareness)	Varies	\$2,500.00	1	\$2,500
		Safety Weeks- Fit/Hearing Testing	Per Person	\$180.00	10	\$1,800
		New Employee- specific (as needed)	Will vary	\$3,000.00	1	\$3,000
					Total	\$26,800

**Carmel Area Wastewater District**  
**Administration Department: Operating Expense Budget 2023-24**

Description	Account	FY 20-21 Actual	FY 21-22 Actual	FY 22-23 Budget	FY 22-23 Year End Estimate	FY 23-24 Budget	% Chg. Prior Yr. Actual
<b>Salaries</b>							
Salaries	5030.7	611,907	604,594	672,010	619,084	623,084	0.6%
Salaries - Overtime	5035.7	2,868	4,638	1,000	9,600	9,600	0.0%
<i>Total Salaries</i>		<b>614,775</b>	<b>609,232</b>	<b>673,010</b>	<b>628,684</b>	<b>632,684</b>	<b>0.6%</b>
<b>Payroll Taxes</b>							
Payroll Taxes	5045.7	43,006	45,935	51,485	48,094	51,600	7.3%
<i>Total Payroll Taxes</i>		<b>43,006</b>	<b>45,935</b>	<b>51,485</b>	<b>48,094</b>	<b>51,600</b>	<b>7.3%</b>
<b>Employee Benefits:</b>							
Medical Insurance - Premium	5070.7	32,410	34,515	37,000	27,678	33,000	19.2%
CalPERS retirement	5080.7	203,304	46,131	54,608	49,356	59,100	19.7%
SAM	5090.7	0	0	0	0	100,000	0.0%
Workers Compensation	5100.7	17,658	12,219	24,640	47,653	40,100	-15.8%
Life Insurance	5110.7	474	475	475	552	550	-0.4%
Section 115		0	0	0	0	100,000	0.0%
PEHP	5120.7	8,294	8,517	8,700	8,960	8,700	-2.9%
Dental Insurance/Claims	5130.7	10,755	11,557	8,800	8,800	10,000	13.6%
Vision Insurance	5140.7	1,399	1,535	1,550	1,550	1,600	3.2%
Long Term Disability	5150.7	3,121	3,120	3,480	3,480	3,200	-8.0%
HSA Contributions	5160.7	5,383	4,927	5,000	5,000	4,300	-14.0%
Employee Assistance Program	5180.7	500	0	250	250	90	-64.0%
Employee Awards	5185.7	25	163	0	0	500	0.0%
Annual District Picnic	5186.7	433	4,019	3,500	3,500	3,500	0.0%
Medical Exams	5200.7	0	605	0	0	0	0.0%
Allocate to Reclamation	5205.7	(10,404)	(18,563)	0	(19,300)	(20,458)	0.0%
<i>Total Employee Benefits</i>		<b>273,352</b>	<b>109,220</b>	<b>148,003</b>	<b>137,479</b>	<b>344,182</b>	<b>150.4%</b>

**Carmel Area Wastewater District**  
**Administration Department: Operating Expense Budget 2023-24**

Description	Account	FY 20-21 Actual	FY 21-22 Actual	FY 22-23 Budget	FY 22-23 Year End Estimate	FY 23-24 Budget	% Chg. Prior Yr. Actual
<b><i>Directors Fees</i></b>							
Regular Board Meetings	5230.7	8,800	9,450	8,800	8,400	8,800	4.8%
PBCSD Director's Fees	5240.7	1,250	1,600	1,400	1,700	1,400	-17.6%
Special Board Meetings	5250.7	750	1,300	7,600	4,100	6,400	56.1%
Committee Meetings	5260.7	1,800	2,450	2,300	3,600	3,700	2.8%
Special District Assoc	5265.7	0	0	100	100	1,400	1300.0%
Training & Strategic Planning	5275.7	75	423	3,000	3,100	3,100	0.0%
Director's Dental Claims	5280.7	6,288	6,672	10,000	8,500	8,200	-3.5%
<i>Total Directors Fees</i>		<b>18,963</b>	<b>21,895</b>	<b>33,200</b>	<b>29,500</b>	<b>33,000</b>	<b>11.9%</b>
<b><i>Trucks &amp; Autos</i></b>							
Gasoline	5310.7	150	0	300	250	500	100.0%
Outside Repair Services	5345.7	0	460	410	250	0	-100.0%
Repair Parts	5350.7	120	35	425	100	200	100.0%
<i>Total Trucks &amp; Autos</i>		<b>270</b>	<b>495</b>	<b>1,135</b>	<b>600</b>	<b>700</b>	<b>16.7%</b>
<b><i>Property/Liability/Auto Insurance</i></b>							
Insurance	5450.7	19,670	22,633	24,842	23,200	26,100	12.5%
<i>Total Insurance</i>		<b>19,670</b>	<b>22,633</b>	<b>24,842</b>	<b>23,200</b>	<b>26,100</b>	<b>12.5%</b>
<b><i>Audit/Financial Expense</i></b>							
	5490.7	29,550	30,175	22,550	32,550	28,800	-11.5%
<i>Total Audit</i>		<b>29,550</b>	<b>30,175</b>	<b>22,550</b>	<b>32,550</b>	<b>28,800</b>	<b>-11.5%</b>
<b><i>Engineering Fees</i></b>							
	5500.7	264	185	1,500	500	10,000	1900.0%
<i>Total Engineering Fees</i>		<b>264</b>	<b>185</b>	<b>1,500</b>	<b>500</b>	<b>10,000</b>	<b>1900.0%</b>

**Carmel Area Wastewater District**  
**Administration Department: Operating Expense Budget 2023-24**

Description	Account	FY 20-21 Actual	FY 21-22 Actual	FY 22-23 Budget	FY 22-23 Year End Estimate	FY 23-24 Budget	% Chg. Prior Yr. Actual
<b><i>Attorney Fees</i></b>							
District Counsel	5510.7	32,711	31,332	41,000	22,000	265,000	1104.5%
<i>Total Attorney Fees</i>		<b>32,711</b>	<b>31,332</b>	<b>41,000</b>	<b>22,000</b>	<b>265,000</b>	<b>1104.5%</b>
<b><i>Office Supplies &amp; Service</i></b>							
Bank Fees	5515.7	2,592	0	100	100	100	0.0%
Public Outreach & Promotion	5519.7	8,870	8,922	6,500	6,500	58,300	796.9%
Computers & Equipment	5540.7	1,478	4,365	5,000	3,000	8,700	190.0%
Furnishings & Fixtures	5545.7	1,267	3,567	4,000	1,000	0	-100.0%
Office Supplies & Service	5570.7	10,417	14,482	36,800	36,800	41,900	13.9%
<i>Total Office Supplies</i>		<b>24,624</b>	<b>31,336</b>	<b>52,400</b>	<b>47,400</b>	<b>109,000</b>	<b>130.0%</b>
<b><i>Operating Supplies</i></b>							
General Supplies	5790.7	446	1,650	1,250	1,000	1,400	40.0%
<i>Total Operating Supplies</i>		<b>446</b>	<b>1,650</b>	<b>1,250</b>	<b>1,000</b>	<b>1,400</b>	<b>40.0%</b>
<b><i>Contractual Services</i></b>							
Network Administration	5830.7	18,176	25,019	32,922	18,784	23,445	24.8%
Website Maintenance	5835.7	4,800	5,059	4,983	7,550	11,200	48.3%
Alarm Systems	5880.7	1,875	2,219	2,200	2,200	2,100	-4.5%
HR consulting	5885.7	9,937	7,625	12,000	13,654	13,400	-1.9%
Janitorial Service	5900.7	410	5,776	4,280	3,152	3,400	7.9%
Copier Service	5910.7	2,531	4,394	4,328	2,834	1,300	-54.1%
Actuarial Service	5920.7	10,580	8,564	10,000	10,000	10,300	3.0%
Payroll Processing	5950.7	7,247	7,448	8,000	8,000	9,750	21.9%
Data Processing- County	5970.7	25,681	25,676	28,313	28,313	29,000	2.4%
Landscape Maintenance	5980.7	1,385	1,944	2,000	2,000	2,000	0.0%
<i>Total Contractual Services</i>		<b>82,622</b>	<b>93,724</b>	<b>109,026</b>	<b>96,487</b>	<b>105,895</b>	<b>9.8%</b>

**Carmel Area Wastewater District**  
**Administration Department: Operating Expense Budget 2023-24**

Description	Account	FY 20-21 Actual	FY 21-22 Actual	FY 22-23 Budget	FY 22-23 Year End Estimate	FY 23-24 Budget	% Chg. Prior Yr. Actual
Buildings	6320.7	11,575	1,370	1,365	14,800	10,000	-32.4%
<i>Total Repairs &amp; Maintenance</i>		<b>11,575</b>	<b>1,370</b>	<b>1,365</b>	<b>14,800</b>	<b>10,000</b>	<b>-32.4%</b>
<b>Utilities</b>							
Electricity	6358.7	7,437	7,746	6,537	8,238	8,700	5.6%
Natural Gas	6360.7	3,686	4,228	3,552	3,432	3,800	10.7%
Water	6380.7	2,797	3,589	2,937	2,788	3,100	11.2%
Garbage	6385.7	700	763	781	764	800	4.7%
<i>Total Utilities</i>		<b>14,619</b>	<b>16,326</b>	<b>13,807</b>	<b>15,222</b>	<b>16,400</b>	<b>7.7%</b>
<b>Telephone</b>							
Fixed Costs	6392.7	5,166	5,163	5,309	5,348	5,600	4.7%
Cellular Phones	6393.7	1,932	2,194	2,304	1,922	2,300	19.7%
<i>Total Telephone</i>		<b>7,097</b>	<b>7,357</b>	<b>7,613</b>	<b>7,270</b>	<b>7,900</b>	<b>8.7%</b>
<b>Travel &amp; Training</b>							
Employee Training	6420.7	0	1,338	4,000	4,000	4,000	0.0%
Conferences	6430.7	1,774	2,176	5,000	5,000	5,000	0.0%
Business meetings	6440.7	242	980	1,700	1,700	1,700	0.0%
<i>Total Travel &amp; Meetings</i>		<b>2,015</b>	<b>4,494</b>	<b>10,700</b>	<b>10,700</b>	<b>10,700</b>	<b>0.0%</b>
<b>Membership/Subscriptions</b>							
LAFCO Admin Fee	6520.7	17,397	19,218	23,550	23,550	32,000	35.9%
Employee Certification & Memberships	6550.7	24,566	23,146	29,360	29,360	27,000	-8.0%
Subscriptions/Publications	6640.7	319	582	750	750	700	-6.7%
<i>Total Membership/Subscrip.</i>		<b>42,282</b>	<b>42,946</b>	<b>53,660</b>	<b>53,660</b>	<b>59,700</b>	<b>11.3%</b>

**Carmel Area Wastewater District  
Administration Department: Operating Expense Budget 2023-24**

Description	Account	FY 20-21 Actual	FY 21-22 Actual	FY 22-23 Budget	FY 22-23 Year End Estimate	FY 23-24 Budget	% Chg. Prior Yr. Actual
<b><i>Other Expenses</i></b>							
PPE & Safety Supplies	6750.7	1,692	862	1,700	200	1,400	600.0%
Legal Notices	8920.7	396	976	1,000	1,000	1,000	0.0%
Rate Payer Claims	8930.7	66	9,881	2,500	2,500	4,200	68.0%
CAWD Newsletter	8940.7	27,505	30,396	36,000	36,000	38,000	5.6%
Contingency	8980.7	0	0	79,319	0	0	0.0%
<i>Total Other Expense</i>		<b>29,659</b>	<b>42,115</b>	<b>120,519</b>	<b>39,700</b>	<b>44,600</b>	<b>12.3%</b>
<b>Subtotal Operating Expense</b>		<b>1,247,498</b>	<b>1,112,421</b>	<b>1,367,066</b>	<b>1,208,846</b>	<b>1,757,661</b>	<b>45.4%</b>
Depreciation Expense	8997.7	24,755	34,000	34,000	34,000	34,000	0.0%
<b>Total Operating Expense</b>		<b>1,272,253</b>	<b>1,146,421</b>	<b>1,401,066</b>	<b>1,242,846</b>	<b>1,791,661</b>	<b>44.2%</b>

**Admin Notes  
Budget 2023-24**

Description	GL	Item Description	Unit Type	Unit Cost	Units	Total
Regular Board Meetings	5230.7	CAWD board meetings	# mtgs	\$800.00	11	\$8,800
PBCSD Director's Fees	5240.7	PBCSD board meetings	# mtgs	\$350.00	4	\$1,400
Special Board Meetings	5250.7	Special board meetings	# mtgs	\$800.00	8	\$6,400
Committee Meetings	5260.7	Committee meetings	# mtgs	\$100.00	21	\$2,100
		Ad Hoc Committee meetings	# mtgs	\$100.00	16	\$1,600
					Total	\$3,700
Special District Assoc	5265.7	Attendance at outside agency meetings	# mtgs	\$50.00	28	\$1,400
Training & Strategic Planning	5275.7	Strategic planning to set metrics and goals	# mtgs	\$1,550.00	2	\$3,100
Director's Dental Claims	5280.7	Dental reimbursements	5 yr avg claims	\$8,200.00	1	\$8,200
Gasoline	5310.6	Hyundai- increased due to more travel	Gallons	\$5.00	100	\$500
Outside Repair Service	5345.7	Smog not due until 2026		\$0.00	0	\$0
Repair Parts	5350.7	Maintenance- Oil, Filters	Total	\$200.00	1	\$200
Insurance	5480.7	General Liability	CSRMA advised +10%	\$18,000.00	1	\$18,000
		Errors & Omissions (Fiduciary)	CSRMA advised +10%	\$3,100.00	1	\$3,100
		Commercial Crime Policy	CSRMA advised +10%	\$1,400.00	1	\$1,400
		Property Insurance	CSRMA advised +10%	\$1,400.00	1	\$1,400
		Vehicle	CSRMA advised +10%	\$300.00	1	\$300
		Cyber Crime Insurance	CSRMA advised +10%	\$1,900.00	1	\$1,900
					Total	\$26,100
<b>Audit/Financial Expense</b>	5490.7	Audit plus GASB 84	RFP	\$28,800.00	1	\$28,800
<b>Engineering Fees</b>	5500.7	Bridge PR		\$10,000.00	1	\$10,000
District Counsel	5510.7	District Counsel	per hour	\$200.00	225	\$45,000
		Special Counsel - CRFree, Pescadero, Carmel Meadows	per hour	\$550.00	400	\$220,000
						\$265,000
Bank Fees	5515.7	Bank Fees	Total	\$100.00	1	\$100
Public Outreach & Promotion	5519.7	ZOOM	Annual	\$1,100.00	1	\$1,100
		Xmas pointsettias	One time	\$20.00	6	\$120
		Public Outreach Consultant	Annual	\$40,000.00	1	\$45,000
		Virtual Tours	Annual	\$12,000.00	1	\$12,000
					Total	\$58,300



**Admin Notes  
Budget 2023-24**

Computers & IT Equipment	5540.7	One PC replacement	Computer	\$1,500.00	1	\$1,500
		Sage Accounting Software plus 5%	Annual	\$4,211.00	1	\$4,211
		Sage Fixed Asset Software plus 5%	Annual	\$2,363.00	1	\$2,363
		Dropbox	Annual	\$120.00	1	\$120
		Adobe	Monthly	\$40.00	12	\$480
					Total	\$8,700
Furnishings & Fixtures	5545.7			\$0.00	0	\$0
				\$0.00	0	\$0
				\$0.00	0	\$0
					Total	\$0
Office Supplies & Service	5570.7	Paper & Printing		\$5,000.00	1	\$5,000
		District Codifications	Annual	\$6,000.00	1	\$6,000
		Postage & Shipping		\$2,000.00	1	\$2,000
		Post Office Box Rental plus 5%	Annual	\$298.00	1	\$298
		Temp Services	Hours	\$45.00	80	\$3,600
		Misc office supplies			1	\$25,000
					Total	\$41,900
Network Administration	5830.7	Exceedio - managed services = 10%	Annual	\$20,000.00	1	\$20,000
		Exceedio - Server warranty - 5%	Annual	\$800.00	1	\$800
		GotNet	Monthly	\$12.10	12	\$145
		Misc		\$0.00	0	\$2,500
				\$0.00	0	\$0
					Total	\$23,445
Website Maintenance	5835.7	Streamline Website Service	Month	\$497.00	12	\$5,964
		Monsidio	Annual	\$5,150.00	1	\$5,150
						\$11,200
Alarm System	5880.7	First Alarm	Qtrly	\$516.78	4	\$2,100
HR consulting	5885.7		annual	\$13,400.00	1	\$13,400
Janitorial Service	5900.7	Whitson Janitorial Service	Monthly	\$280.00	12	\$3,400
Copier/Fax Service	5910.7	MBS Business Systems	Quarterly	\$4,516.10	0.25	\$1,129
		Faxage	Monthly	\$9.20	12	\$110
						\$1,300
Actuarial Service	5920.7	Nicolay Consulting (Annual funding, GASB 68, EE stmts)	Annual	\$8,610.00	1	\$8,610
		Foster & Foster - CalPERS GASB 68	Annual	\$1,600.00	1	\$1,600
						\$10,300

**Admin Notes  
Budget 2023-24**

Payroll Processing	5950.7	Uattend	Monthly	\$25.00	12	\$300
		ADP (bi-weekly plus year end = 27)	Bi-weekly	\$350.00	27	\$9,450
						\$9,750
Data Processing- County	5970.7	County of Monterey (25,476 in 2022 plus 2%)(Rate data \$20	Annual	\$29,000.00	1	\$29,000
Landscape Maintenance	5980.7	Admin	Total	\$2,000.00	1	\$2,000
Buildings	6320.7	Furnace unit A	Total	\$8,000.00	1	\$8,000
		Misc Lights, Etc	Total	\$2,000.00	1	\$2,000
				\$0.00	1	\$0
				\$0.00	0	\$0
				\$0.00	0	\$0
					Total	\$10,000
Electricity	6358.7			\$8,700.00	1	\$8,700
Natural Gas	6360.7			\$3,800.00	1	\$3,800
Water	6380.7			\$3,100.00	1	\$3,100
Garbage	6385.7			\$800.00	1	\$800
Fixed Costs	6392.7			\$5,600.00	1	\$5,600
Cellular Phones	6393.7			\$2,300.00	1	\$2,300
Employee Training	6420.7			\$4,000.00	1	\$4,000
Conferences	6430.7			\$5,000.00	1	\$5,000
Business meetings	6440.7			\$1,700.00	1	\$1,700
LAFCO Admin Fee	6520.7	LAFCO- increased due to LAFCO litigation raising fees	Annual	\$32,000.00	1	\$32,000
Employee Certification & Memberships	6550.7	CASA		\$0.00	0	\$0
		ASCE		\$0.00	0	\$0
		WEF		\$0.00	0	\$0
		CSDA		\$0.00	0	\$0
		WateReuse Association		\$0.00	0	\$0
		GFOA		\$0.00	0	\$0
		Water Awareness Committee		\$0.00	0	\$0
		Calif Chamber of Commerce		\$0.00	0	\$0
					Total	\$27,000

Admin Notes  
Budget 2023-24

Subscriptions/Publications	6640.7			\$0.00	0	\$0
				\$0.00	0	\$0
				\$0.00	0	\$0
				\$0.00	0	\$0
				\$0.00	0	\$0
					Total	\$700
PPE & Safety Supplies	6750.7	Fire extinguisher service		\$200.00	1	\$200
		Masks, first aid supplies		\$1,000.00	1	\$1,000
		Hardhats, safety glassess, hearing protection, raingear		\$200.00	1	\$200
				\$0.00	0	\$0
				\$0.00	0	\$0
					Total	\$1,400
Legal Notices	8920.7			\$1,000.00	1	\$1,000
Rate Payer Claims	8930.7	Increased due to updated policy with no time limit. 3 yr avg		\$4,200.00	1	\$4,200
CAWD Newsletter	8940.7	Anne Muraski, Postage, Mailing house	2 issues	\$38,000.00	1	\$38,000
Contingency	8980.7			\$0.00	0	\$0

**Carmel Area Wastewater District  
Reclamation: Operations Budget 2023-24**

Description	FY 20-21 Actual	FY 21-22 Actual	FY 22-23 Budget	FY 22-23 Year End Estimate	FY 23-24 Budget	% Chg. Prior Yr. Budget
Plant Salaries, Benefits & OH						
Plant Superintendent	16,913	18,534	17,010	17,010	18,031	6.0%
Laboratory Supervisor	32,137	21,937	24,971	24,971	26,469	6.0%
Laboratory Technician	60,623	66,387	70,597	70,597	74,833	6.0%
Plant Operators	157,549	183,830	194,097	194,097	205,743	6.0%
Maintenance Supervisor	9,290	16,414	16,677	16,677	17,678	6.0%
Maintenance Mechanics	31,557	26,347	25,082	25,082	26,587	6.0%
Safety Officer	9,680	12,247	13,361	13,361	14,163	6.0%
Differential	16,723	16,547	18,158	18,158	19,247	6.0%
Payroll Taxes, Benefits, & OH	172,381	190,598	189,976	189,976	201,375	6.0%
<i>subtotal</i>	<b>506,853</b>	<b>552,842</b>	<b>569,929</b>	<b>569,929</b>	<b>604,125</b>	6.0%
Administrative Salaries						
General Manager	2,065	1,056	1,017	1,017	1,078	6.0%
Project Accountant	9,822	10,375	12,531	12,531	13,283	6.0%
Engineering	8,921	26,107	13,238	13,238	14,032	6.0%
Admin. Svcs/Scanner	10,289	18,541	11,814	11,814	12,523	6.0%
Payroll Taxes, Benefits, & OH	10,404	18,563	19,300	19,300	20,458	6.0%
<i>subtotal</i>	<b>41,501</b>	<b>74,642</b>	<b>57,900</b>	<b>57,900</b>	<b>61,374</b>	6.0%
Directors Fees	750	1,050	1,050	1,050	1,050	0.0%
Insurance	15,344	21,950	20,000	20,000	21,200	6.0%
Operating Supplies/Services	10,150	1,010	8,500	8,500	9,010	6.0%
Contract Services	5,196	1,094	0	0	0	0.0%
Repairs & Maintenance	6,858	6,774	4,300	4,300	4,558	6.0%
Utilities	38,218	44	0	0	0	0.0%
Safety	0	374	1,500	1,500	1,590	6.0%
<b>Total Reimbursable Reclamation</b>	<b>624,870</b>	<b>659,780</b>	<b>663,179</b>	<b>663,179</b>	<b>702,907</b>	6.0%

**Carmel Area Wastewater District  
Brine Disposal: Operations Budget 2023-24**

Description	Account	FY 20-21 Actual	FY 21-22 Actual	FY 22-23 Budget	FY 22-23 Year End Estimate	FY 23-24 Budget	% Chg. Prior Yr. Budget
<b><i>Salaries &amp; Payroll Taxes</i></b>							
Salaries	5030.10	908	1,331	1500	1,500	1,500	0%
Overtime	5035.10	0	183	300	300	300	0%
Payroll taxes	5045.10	71	116	138	138	138	0%
<i>subtotal</i>		<b>979</b>	<b>1,630</b>	<b>1,938</b>	<b>1,938</b>	<b>1,938</b>	<b>0%</b>
<b><i>Operating Supplies</i></b>							
General supplies	5790.10	0	0	0	0	0	0%
<i>subtotal</i>		<b>0</b>	<b>0</b>	<b>0</b>	<b>0</b>	<b>0</b>	<b>0%</b>
<b><i>Repairs &amp; Maintenance</i></b>							
General Repairs	6095.10	1,000	1,046	2500	2,500	4,000	60%
<i>subtotal</i>		<b>1,000</b>	<b>1,046</b>	<b>2,500</b>	<b>2,500</b>	<b>4,000</b>	<b>60%</b>
<b><i>Lab Services</i></b>							
Lab Services		1,150	0	0	0	0	0%
<i>subtotal</i>		<b>1,150</b>	<b>0</b>	<b>0</b>	<b>0</b>	<b>0</b>	<b>0%</b>
<b>Subtotal Operating Expense</b>		<b>3,129</b>	<b>2,676</b>	<b>5,462</b>	<b>5,463</b>	<b>5,938</b>	<b>9%</b>
<b><i>Depreciation Expense</i></b>							
Depreciation Expense		0	0	0	0	0	0%
<b>Total Operating Expense</b>		<b>3,129</b>	<b>2,676</b>	<b>5,462</b>	<b>5,463</b>	<b>5,938</b>	<b>9%</b>

Brine Notes  
Budget 2023-24

Description	GL	Item Description	Unit Type	Unit Cost	Units	Total
General supplies	5790.10	Glue, fittings, hoses, pipe fittings	Total	\$2,500.00	1	\$2,500
				\$0.00	0	\$0
				\$0.00	0	\$0
				\$0.00	0	\$0
				\$0.00	0	\$0
					Total	\$2,500
General Repairs	6095.10	Pumps, valves	Total	\$4,000.00	1	\$4,000
				\$0.00	0	\$0
				\$0.00	0	\$0
				\$0.00	0	\$0
				\$0.00	0	\$0
					Total	\$4,000
Lab Services				\$0.00	0	\$0

**Carmel Area Wastewater District  
Waste to Energy: Operations Budget 2023-24**

Description	Account	FY 20-21 Actual	FY 21-22 Actual	FY 22-23 Budget	FY 22-23 Year End Estimate	FY 23-24 Budget	% Chg. Prior Yr. Budget
<b><i>Salaries &amp; Payroll Taxes</i></b>							
Salaries	5030.10	1,622	1,012	0	0	0	∞
Overtime	5035.10	0	0	0	0	0	∞
Payroll taxes	5045.10	124	77	0	0	0	∞
<i>subtotal</i>		<b>1,746</b>	<b>1,090</b>	<b>0</b>	<b>0</b>	<b>0</b>	<b>∞</b>
<b><i>Operating Supplies</i></b>							
General supplies	5790.10	0	0	0	0	0	∞
<i>subtotal</i>		<b>0</b>	<b>0</b>	<b>0</b>	<b>0</b>	<b>0</b>	<b>∞</b>
<b><i>Repairs &amp; Maintenance</i></b>							
General Repairs	6095.10	4,959	840	0	0	0	∞
<i>subtotal</i>		<b>4,959</b>	<b>840</b>	<b>0</b>	<b>0</b>	<b>0</b>	<b>∞</b>
<b><i>Permits</i></b>							
Dept of Food & Agriculture		7,100	0	0	0	0	∞
<i>subtotal</i>		<b>7,100</b>	<b>0</b>	<b>0</b>	<b>0</b>	<b>0</b>	<b>∞</b>
<b>Subtotal Operating Expense</b>		<b>13,805</b>	<b>1,930</b>	<b>0</b>	<b>0</b>	<b>0</b>	<b>∞</b>
Depreciation Expense		0	0	0	0	0	∞
<b>Total Operating Expense</b>		<b>13,805</b>	<b>1,930</b>	<b>0</b>	<b>0</b>	<b>0</b>	<b>∞</b>

**Carmel Area Wastewater District**  
Capital Budget Summary 2023-24

ITEM	ALLOCATION					Totals
	Admin	Collection	Treatment	PBCSD	Reclamation	
CIP Projects for Administration	58,500					58,500
CIP Projects for Collection System		11,630,090				11,630,090
CIP Long Term Capital Plan for Treatment & Disposal			2,562,167	1,146,113	63,221	3,771,501
<b>Total CIP</b>	<b>58,500</b>	<b>11,630,090</b>	<b>2,562,167</b>	<b>1,146,113</b>	<b>63,221</b>	<b>15,460,091</b>
Capital Equipment - Administration	7,000					7,000
Capital Equipment - Collections		241,000				241,000
Capital Equipment - Treatment			3,802	1,898	51,300	57,000
<b>Total Capital Outlay</b>	<b>7,000</b>	<b>241,000</b>	<b>3,802</b>	<b>1,898</b>	<b>51,300</b>	<b>305,000</b>
<b>Grant Funding</b>			3,500,000			3,500,000
<b>Total CIP &amp; Capital Outlay 23-24</b>	<b>65,500</b>	<b>11,871,090</b>	<b>6,065,969</b>	<b>1,148,011</b>	<b>114,521</b>	<b>19,265,091</b>



1	19-03		\$ 2,000,000																\$ 2,500,000	
2	20-08		\$ 4,560,760																\$ 4,560,760	
3	21-05		\$ 500,000	\$ 3,000,000															\$ 3,700,000	
			\$ 900,000																\$ 900,000	
5	23-01	Santa Rita & Guadalupe Pipeline Rehab**	\$ 3,669,330																\$ 3,669,330	
6		Santa Fe and 6th Avenues Sewer Rehab		\$ 157,530	\$ 787,650														\$ 945,180	
7		Carpenter - Valley Way to 5th Avenue			\$ 180,000	\$ 896,430													\$ 1,076,430	
8		Mission Street Sewer Rehab from 7th to 3rd		\$ 161,568	\$ 807,840														\$ 807,840	
9		Carmel Woods Sewer Rehab		\$ 759,288	\$ 3,796,440														\$ 4,555,728	
10		Sewer Rehab -Torres/Flander/Acacia			\$175,000	\$866,520													\$ 1,041,520	
11		Del Mesa Sewer Rehab #1			\$ 180,000	\$ 972,750													\$ 1,152,750	
12		Canada/Segundo/Rio Vista Area Sewer Replacement				\$300,000	\$ 1,070,000.00												\$ 1,370,000	
13		Rio Road Pipeline replacement/Taylor/Ladera				\$ 200,000	\$ 1,000,000												\$ 1,200,000	
14		11th Ave from Junipero to Rio Road				\$ 158,310	\$ 791,550												\$ 949,860	
							\$ 291,396	\$ 1,456,980											\$ 1,748,376	
16		Junipero School Area Sewer Replacement				\$ 331,605	\$ 1,658,025												\$ 1,989,630	
17		Mission Fields Area Pipe Replacement				\$ 200,000	\$ 278,500	\$ 2,392,770											\$ 2,871,270	
							\$ 300,000	\$ 1,063,000											\$ 1,363,000	
19		Taylor Road Area Sewer Replacement					\$ 200,000	\$ 269,300	\$ 2,346,480										\$ 2,815,780	
20		Upper Canada Ct/Outlook Sewer Rehab							\$ 232,302	\$ 1,161,510									\$ 1,393,812	
21		Upper/Lower Trail Pipe Rehab							\$ 245,244	\$ 1,226,220									\$ 1,471,464	
22		Monterey Street Sewer Replacement							\$ 124,440	\$ 622,200									\$ 746,640	
									\$ 400,000	\$ 550,000	\$ 3,550,000								\$ 4,500,000	
24		N Mesa Drive Sewer Replacement								\$ 207,810	\$ 1,039,050								\$ 1,246,860	
25										\$ 350,000	\$ 200,000	\$ 2,000,000							\$ 2,550,000	
26										\$ 150,000	\$ 450,000								\$ 600,000	
27		Hatton Road Area Sewer Rehab								\$ 267,006	\$ 1,335,030								\$ 1,602,036	
28										\$ 150,000	\$ 677,190								\$ 827,190	
29											\$ 150,000	\$ 600,000							\$ 750,000	
30											\$ 250,000	\$ 1,136,910							\$ 1,386,910	
31		San Carlos Sewer Replacement									\$ 125,000	\$ 456,000							\$ 581,000	
32											\$ 125,000	\$ 526,110							\$ 651,110	
33											\$ 300,000	\$ 1,685,596							\$ 1,985,596	
34											\$ 200,000	\$ 1,000,000							\$ 1,200,000	
35											\$ 200,000	\$ 950,000							\$ 1,150,000	
36		Arroyo Carmel Sewer Rehab									\$ 250,000	\$ 777,000							\$ 1,027,000	
37		Doolittle Trail Sewer Replacement									\$ 550,000	\$ 2,023,460							\$ 2,573,460	
38		Upsize Lower Rancho Canada Pipeline											\$ 200,000						\$ 200,000	
		<b>Collections TOTAL</b>	\$1,250,000	\$11,630,090	\$4,078,386	\$5,926,930	\$3,394,010	\$3,684,551	\$3,893,505	\$3,725,070	\$3,348,466	\$4,117,740	\$5,356,056	\$4,987,220	\$2,617,910	\$2,611,706	\$2,750,000	\$2,800,460	\$200,000	\$ 66,372,100
		FEMA Grant Funding																	\$0	\$0
		PBCSD Share																	\$0	\$0
		<b>CAWD COST</b>	\$1,250,000	\$11,630,090	\$4,078,386	\$5,926,930	\$3,394,010	\$3,684,551	\$3,893,505	\$3,725,070	\$3,348,466	\$4,117,740	\$5,356,056	\$4,987,220	\$2,617,910	\$2,611,706	\$2,750,000	\$2,800,460	\$200,000	\$66,372,100

**Process of Evaluation of Priority for Project**

1. Near Water Body?
2. PACP>5
3. Overall Structural PACP>5?
4. Holes Noted in Sewer Inspection
5. PACP>4?
6. Overall Structural PACP>4?

**PACP Code Definition**

- 5: Pipe has failed or will likely fail within 5 years
- 4: Pipe will probaly fail in 5-10 years
- 3: Pipe may fail in 10-20 years
- 2: Pipe unlikely to fail for at least 20 years
- 1: Failure unlikely in foreseeable future

\* Additional pipe segments added due to downstream constraints

\*\* moved to current budget due to multiple spills

\*\*\*Project delayed due to public concerns

1 **FY 2023-24 Budget**  
**Carmel Area Wastewater District**

Contact: Lather

Project Name: Carmel Meadows Pipeline (Carryover)\*\*  
 Dept.: Collections  
 Project Number 19-03  
 5 yr. Cap Projection: \$2,547,500.00  
 CY Budget \$2,000,000.00  
 GL Account: 1586.00

Pipe Material Ductile Iron and VCP pipes  
 Pipe Diameter 6 inch  
 Year Built: 1962  
 Asset Condition Rating: PACP Defect =5  
 Structural Index>4  
 Consequence of Failure = HIGH

**Asset Description**

The project will replace 1,300 feet of Ductile Iron Pipe (DIP) on an aerial span and eight manholes by constructing a small pump station at the end of Mariposa Drive. This project is located on an easement parallel to Ribera Road as shown below in red.



**Justification**

Aerial Pipeline in poor condition along Lagoon within 200 feet of a water body. Structural supports of pipeline are in poor condition. Video inspection of buried pipe found the pipeline to be in poor condition.

**Funding Source**

Primary Capital Reserves Secondary

**Budget Impact/Other**

	Prior Yrs.	23-24	24-25	25-26	26-27	Total
Construction		\$1,714,100.00				\$1,714,100.00
Engineering/Environmental	\$550,000	\$ 35,900.00				\$ 585,900.00
Environmental		\$ 150,000.00				\$ 150,000.00
Permits						\$ -
Inspections		\$ 100,000.00				\$ 100,000.00
Other						\$ -
<b>Total</b>	<b>\$550,000</b>	<b>\$ 2,000,000</b>	<b>\$ -</b>	<b>\$ -</b>	<b>\$ -</b>	<b>\$ 2,550,000</b>

2 **FY 2023-24 Budget**  
 Carmel Area Wastewater District

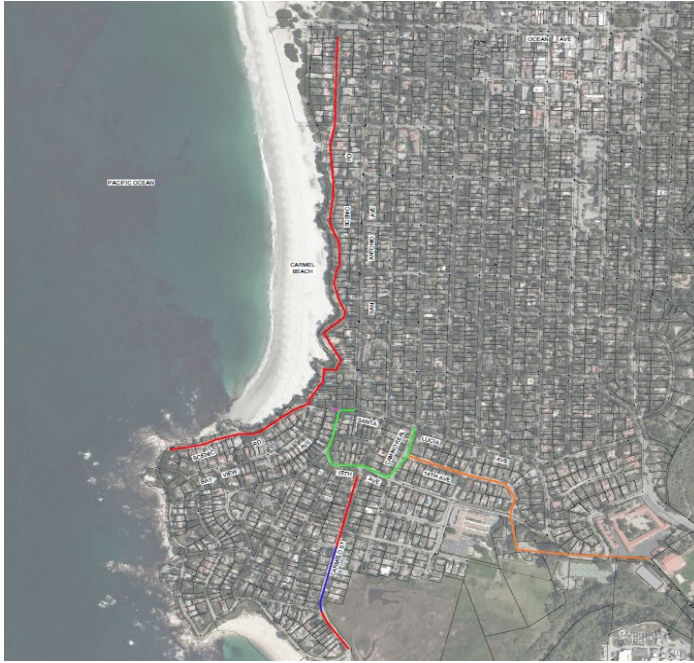
Contact: Lather  
 Area Sewer Lines

Project Name: Scenic Pipe Bursting- Ocean to Bay Plus Monte Verde Area (Carryover)\*  
 Dept.: Collections  
 Project Number 20-08  
 5 yr. Cap Projection: \$3,880,000.00  
 CY Budget \$4,560,760.00  
 GL Account: 1635.00

Pipe Material Vitrified Clay  
 Pipe Diameter 6 inch  
 Year Built: 1921  
 Asset Condition Rating: PACP Defect =4  
 Structural Index >4  
 Within 200' of Waterway

**Asset Description**

Replace approximately 10,985 linear feet of existing 6-inch clay pipe with a new 8-inch High-Density Polyethylene (HDPE) and includes manhole rehabilitation



**Justification**

Pipeline is located within 200 feet of a water body with multiple cracks and fractures. The pipeline is undersized for the flow conditions.

**Funding Source**

Primary Capital Reserves Secondary

**Budget Impact/Other**

	Prior Yr.	23-24	24-25	25-26	26-27	Total
Construction		\$ 3,500,000				\$ 3,500,000
Engineering/Environmental	\$246,074	\$214,686				\$460,760
Environmental		\$ 300,000				\$ 300,000
Construction Inspection		\$ 300,000				\$ 300,000
Other						\$ -
<b>Total</b>		<b>\$ 4,314,686</b>	<b>\$ -</b>	<b>\$ -</b>	<b>\$ -</b>	<b>\$ -</b>
						<b>\$ 4,560,760</b>

3 **FY 2023-24 Budget**  
Carmel Area Wastewater District

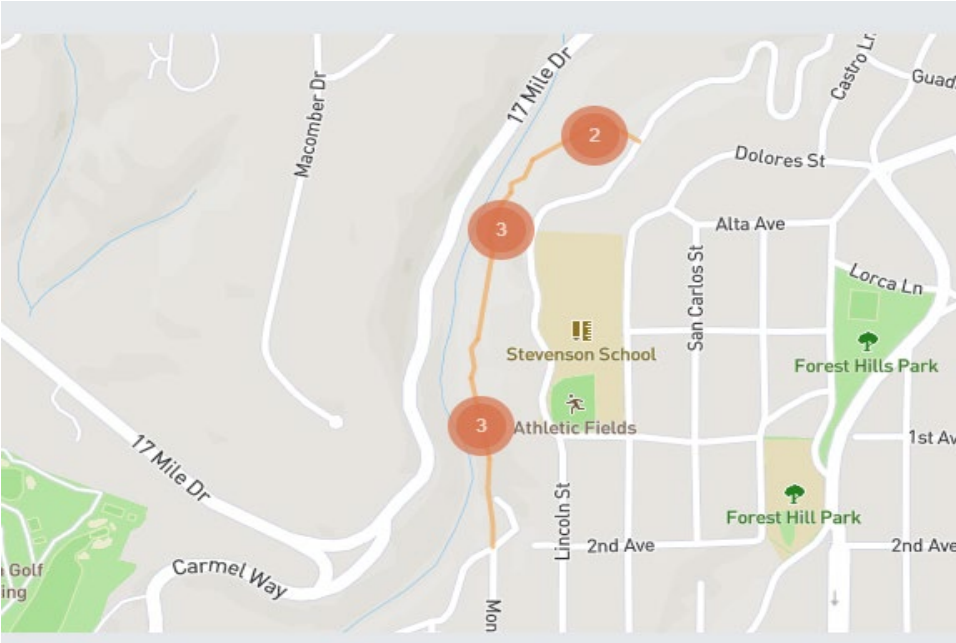
Contact: Lather  
Area Sewer Lines

Project Name: Pescadero Creek Area Pipe Relocation (carryover)\*\*\*  
Dept.: Collections  
Project Number 21-05  
5 yr. Cap Projection: \$3,700,000.00  
CY Budget \$ 200,000.00  
GL Account: 1637.00

Pipe Material Vitrified Clay  
Pipe Diameter 6 inch  
Year Built: 1921  
Asset Condition Rating: PACP Defect =5  
Structural Index>4  
Within 200' of Waterway

**Asset Description**

Relocate approximately 2,200 feet of existing pipeline along a backyard easement to Pescadero Road. Existing route is located along the slope of the Del Monte Forest.



**Justification**

Pipeline is located within 200 feet of a water body with multiple cracks and fractures. Pipeline was observed to be in poor condition during video inspection. Manholes are also in poor condition. Access is difficult due to multiple slope failures along the easement.

**Funding Source**

Primary Capital Reserves Secondary

**Budget Impact/Other**

	Prior Yrs.	23-24	24-25	25-26	26-27	Total
Construction		\$ 2,000,000				\$ 2,000,000
Engineering/Environmental	\$350,000					\$350,000
Environmental		\$ 100,000				\$ 100,000
Engineering		\$100,000				\$ 100,000
Construction Inspection		\$ 200,000				\$ 200,000
<b>Total</b>		<b>\$ 2,400,000</b>	<b>\$ -</b>	<b>\$ -</b>	<b>\$ -</b>	<b>\$ 2,750,000</b>

4 **FY 2023-24 Budget**  
Carmel Area Wastewater District

Contact: Lather  
Area Pump Station

Project Name: Bay/Scenic PS Rehabilitation (Carryover)  
Dept.: Collections  
Project Number: 20-07  
5 yr. Cap Projection: \$1,250,000.00  
CY Budget \$1,200,000.00  
GL Account: 1636.00

Asset Condition Rating: 5  
Within 200 feet of water body

**Asset Description**

Remodel the interior of the pump station and update SCADA panel to remove from areas prone to flooding.



Year Built: N/A

**Justification**

The pump station is adjacent to the Pacific Ocean and subject to ocean waves and flooding. Due to location and potential for flooding, the wetwell and pump electronics will be moved further into the street but within the existing pump station footprint.

**Funding Source**

Primary Capital Reserves Secondary

Budget Impact/Other		Prior Yrs.	23-24	24-25	25-26	26-27	Unscheduled	Total
Construction			\$ 900,000					\$900,000
Engineering	\$50,000							\$50,000
Environmental		\$ 200,000					\$	200,000
Permits							\$	-
Inspections		\$ 100,000					\$	100,000
Other							\$	-
Total			\$ 1,200,000	\$ -	\$ -	\$ -	\$ -	\$ 1,250,000

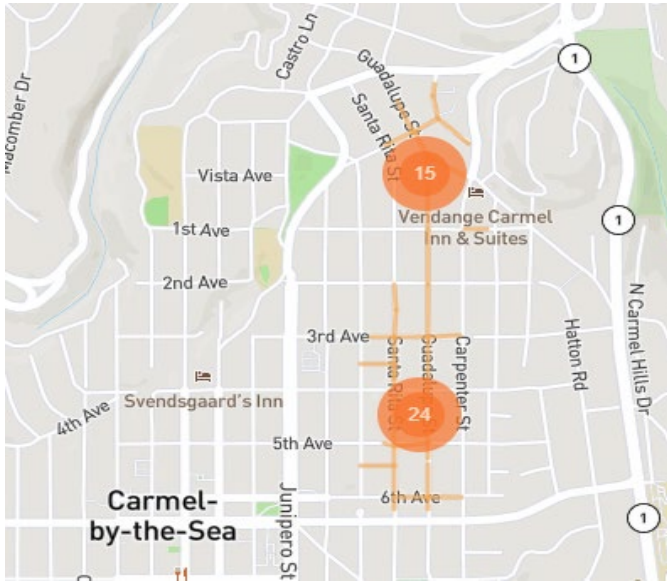
5 **FY 2023-24 Budget**  
**Carmel Area Wastewater District**

Project Name: Santa Rita & Guadalupe Pipeline Rehab\*\*  
 Dept.: Collections  
 Project Number:  
 5 yr. Cap Projection: \$3,869,330.00  
 CY Budget \$3,669,330.00  
 GL Account:

Contact: Lather  
 Area Sewer Lines  
 Asset Type: N/A  
 Pipe Material Vitrified Clay  
 Pipe Diameter 6 inch  
 Year Built: 1921  
 Asset Condition Rating: PACP Defect=5  
 Structural Index>4  
 Carry Forward: Yes

**Asset Description**

Approximately 5,800 Feet of 6 inch Vitrified Clay Pipe (VCP) to be replaced with 8 inch diameter High Density Polyethylene pipe using pipe bursting methods. City plans to Cape Seal pavement in 2028.



**Justification**

Pipeline was observed to be in poor condition during video inspection. Holes were observed in nine locations throughout the project area. Manholes are also in poor condition.

**Funding Source**

Primary                      Capital Reserves    Secondary

**Budget Impact/Other**

	Prior Yr.	23-24	24-25	25-26	26-27	Unscheduled	Total
Construction							\$ -
Engineering	\$200,000	\$3,669,330					\$ 3,869,330
Other							\$ -
<b>Total</b>		<b>\$ 3,669,330</b>	<b>\$ -</b>	<b>\$ -</b>	<b>\$ -</b>	<b>\$ -</b>	<b>\$ 3,869,330</b>

6 **FY 2023-24 Budget**  
 Carmel Area Wastewater District

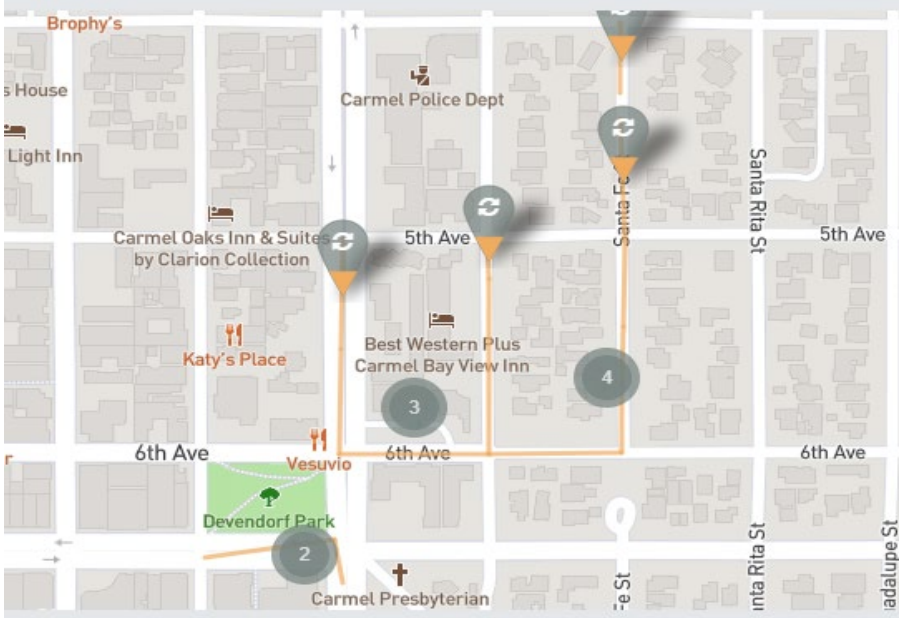
Project Name: Santa Fe and 6th Avenues Sewer Rehab  
 Dept.: Collections

5 yr. Cap Projection: \$ 945,180.00  
 CY Budget #REF!  
 GL Account:

Contact: Lather  
 Area Sewer Lines  
 Asset Type: N/A  
 Pipe Material Vitrified Clay  
 Pipe Diameter 6 inch  
 Year Built: 1921  
 Asset Condition Rating: PACP Defect=5  
 Structural Index>5  
 Carry Forward: Yes

**Asset Description**

Replace approximately 2,625 linear feet of existing 6-inch clay pipe with a new 8-inch High-Density Polyethylene (HDPE) and includes manhole rehabilitation



**Justification**

Pipeline was observed to be in poor condition during video inspection. Holes were observed in multiple locations throughout the project area. Manholes are also in poor

**Funding Source**

Primary Capital Reserves Secondary

Budget Impact/Other		Prior Yr.	23-24	24-25	25-26	26-27	Unscheduled	Total
Construction				\$ 787,650				\$ 787,650
Engineering			\$ 157,530					\$ 157,530
Other								\$ -
<b>Total</b>			<b>\$ 157,530</b>	<b>\$ 787,650</b>	<b>\$ -</b>	<b>\$ -</b>	<b>\$ -</b>	<b>\$ 945,180</b>

**FY 2023-24 Budget**  
Carmel Area Wastewater District

Contact: Lather

Project Name: Carpenter - Valley Way to 5th Avenue  
 Dept.: Collections  
 Project Number 22-XX  
 5 yr. Cap Projection: \$3,669,330.00  
 CY Budget \$ 180,000.00  
 GL Account:

Pipe Material Vitrified Clay  
 Pipe Diameter 6 inch  
 Year Built: 1921  
 Asset Condition Rating: PACP Defect =5  
 Structural Index>3

**Asset Description**



Approximately 3,000 feet of vitrified clay pipe to be replaced with 8 inch diameter High Density Polyethylene pipe using pipe bursting or open cut methods.

**Justification**

Poor structural condition observed in sewer video. Three hole locations in ipe that can lead to sink hole in high traffic street. Multiple pipe segments with PACP defects of 5.

**Funding Source**

Primary Capital Reserves

Budget Impact/Other	Prior Yr.	24-25	25-26	26-27	Unscheduled	Total
Construction			\$ 896,430			\$ 896,430
Engineering		\$ 180,000				\$ 180,000
Other						\$ -
<b>Total</b>		<b>\$ 180,000</b>	<b>\$ 896,430</b>	<b>\$ -</b>	<b>\$ -</b>	<b>\$ 1,076,430</b>



8 **FY 2023-24 Budget**  
 Carmel Area Wastewater District

Contact: Lather

Area Sewer Lines

Asset Type: Collections Gravity

Pipe Material Vitrified Clay

Pipe Diameter 6 inch

Year Built: 1921

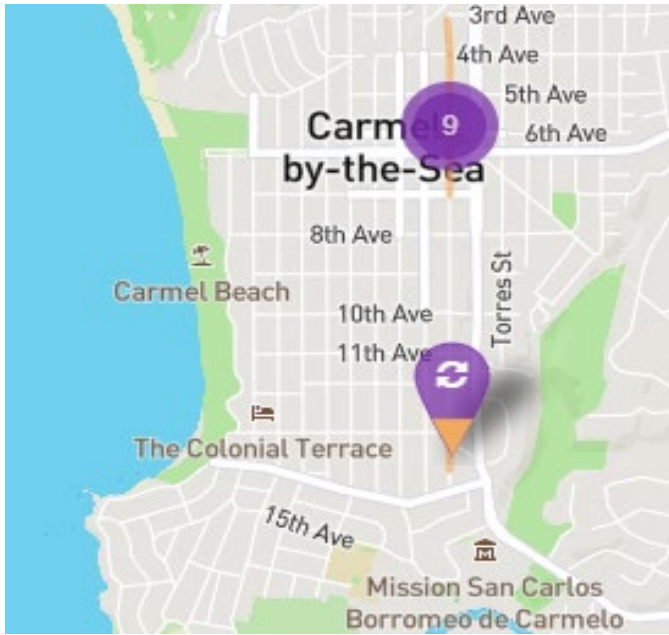
Asset Condition Rating: PACP Defect=5

Structural Index>4

Project Name: Mission Street Sewer Rehab from 7th to 3rd  
 Dept.: Collections  
 Project Number: 21-07  
 5 yr. Cap Projection: \$ 969,408.00  
 CY Budget  
 GL Account:

**Asset Description**

Approximately 2,700 feet of 6 inch Vitrified Clay pipe to be replaced on Mission Street between 3rd Avenue and 8th Avenue and one pipe length near Santa Lucia. It is anticipated that the pipe will be replaced using pipe bursting technology with 8 inch diameter High Density Polyethylene (HDPE) pipe.



**Justification**

Poor structural condition observed in sewer video. Holes in Pipe that can lead to sink hole in high traffic street.

**Funding Source**

Primary Capital Reserves Secondary

**Budget Impact/Other**

	Prior Yr.	24-25	25-26	26-27	Unscheduled	Total
Construction			\$ 807,840			\$ 807,840
Engineering	\$ 161,568					\$ 161,568
						\$ -
						\$ -
						\$ -
Other						\$ -
<b>Total</b>	<b>\$ 161,568</b>	<b>\$ 807,840</b>	<b>\$ -</b>	<b>\$ -</b>	<b>\$ -</b>	<b>\$ 969,408</b>

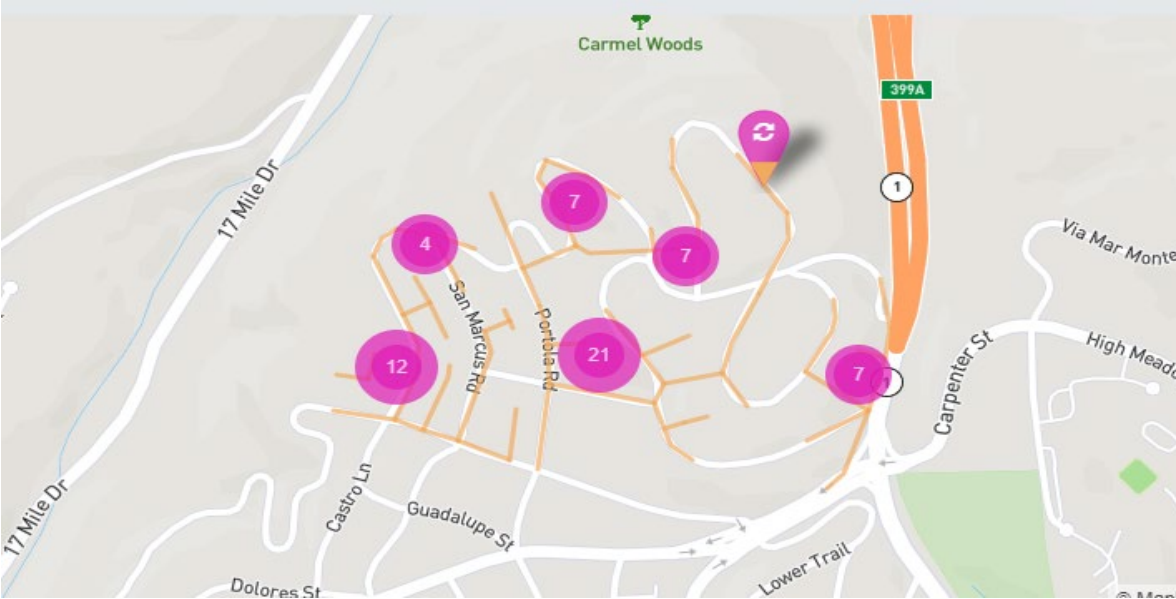
9 **FY 2023-24 Budget**  
Carmel Area Wastewater District

Project Name: Carmel Woods Sewer Rehab  
 Dept.: Collections  
 Project Number:  
 5 yr. Cap Projection: \$4,555,728.00  
 CY Budget \$ 759,288.00  
 GL Account:

Contact: Lather  
 Area Sewer Lines  
 Asset Type: Collections Gravity  
 Pipe Material VCP  
 Pipe Diameter 6 inch  
 Year Built: 1921  
 Asset Condition Rating: PACP Defect =5  
 Structural Index>4  
 Carry Forward: Yes

**Asset Description**

Approximately 4,200 feet of 6 inch vitrified clay pipe within the Carmel Woods Subdivision.



**Justification**

Pipeline was observed to be in poor condition during video inspection. Holes were observed in six separate locations throughout the project area. Manholes are also in poor condition.

**Funding Source**

Primary Capital Reserves Secondary

**Budget Impact/Other**

	Prior Yr.	23-24	24-25	25-26	26-27	Unscheduled	Total
Construction			\$ 3,796,440				\$ 3,796,440
Engineering	\$ 759,288						\$ 759,288
Other							\$ -
<b>Total</b>		<b>\$ 759,288</b>	<b>\$ 3,796,440</b>	<b>\$ -</b>	<b>\$ -</b>	<b>\$ -</b>	<b>\$ 4,555,728</b>

10 **FY 2023-24 Budget**  
 Carmel Area Wastewater District

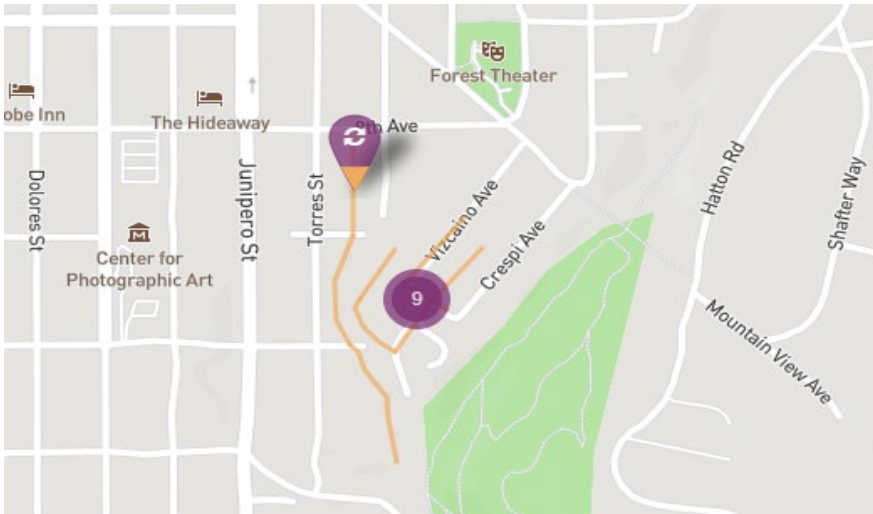
Project Name: Sewer Rehab -Torres/Flander/Acacia  
 Dept.: Collections

5 yr. Cap Projection: \$1,041,520.00  
 CY Budget  
 GL Account:

Contact: Lather  
 Area Sewer Lines  
 Asset Type: N/A  
 Pipe Material Vitrified Clay  
 Pipe Diameter 6 inch  
 Year Built: 1921  
 Asset Condition Rating: PACP Defect=5  
 Structural Index>4  
 Carry Forward: Yes

**Asset Description**

Replace approximately 2,900 linear feet of existing 6-inch clay pipe with a new 8-inch High-Density Polyethylene (HDPE) and includes manhole rehabilitation



Year Built: N/A  
 Rehabilitation Date (Extending life of Asset): N/A  
 Rehab Life Extension: N/A  
 Asset Condition Rating: 4

**Justification**

Pipeline was observed to be in poor condition during video inspection. Holes were observed in two locations within the project area.

**Funding Source**

Primary Capital Reserves Secondary

**Budget Impact/Other**

	Prior Yr.	23-24	24-25	25-26	26-27	Unscheduled	Total
Construction					\$ 866,520		\$ 866,520
Engineering				\$175,000			\$ 175,000
Other							\$ -
<b>Total</b>		<b>\$ -</b>	<b>\$ -</b>	<b>\$ 175,000</b>	<b>\$ 866,520</b>	<b>\$ -</b>	<b>\$ 1,041,520</b>

11 **FY 2023-24 Budget**  
 Carmel Area Wastewater District

Contact: Lather  
 Area Sewer Lines

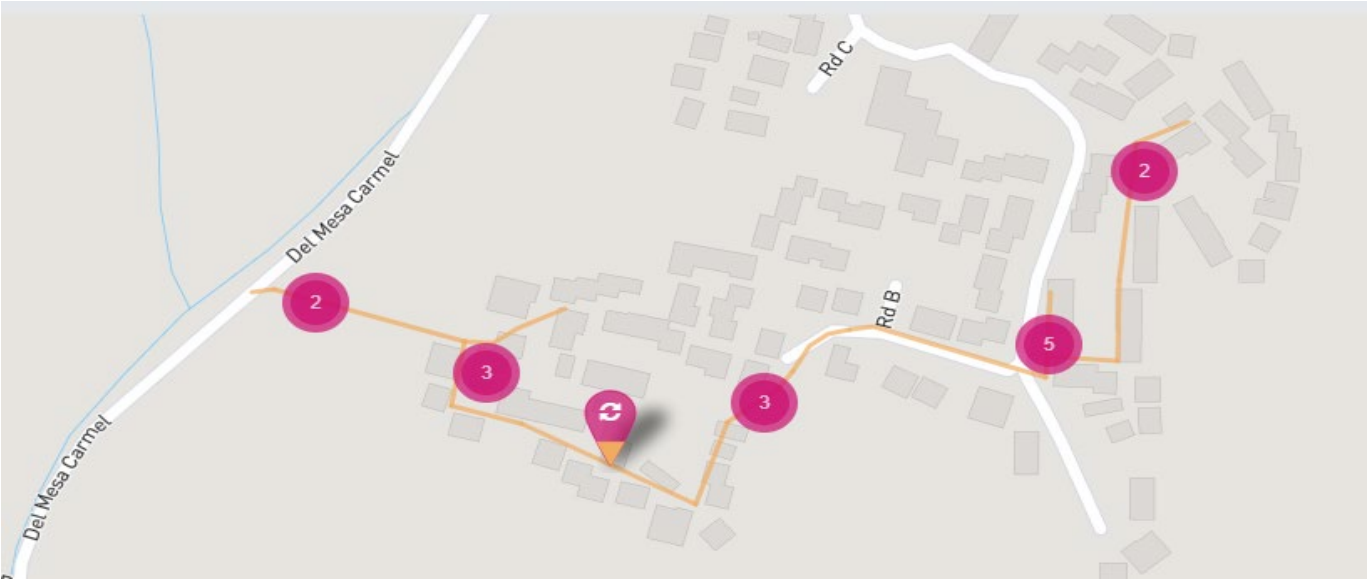
Project Name: Del Mesa Sewer Rehab #1  
 Dept.: Collections

Asset Type: N/A  
 Pipe Material Vitrified Clay  
 Pipe Diameter 6 inch  
 Year Built: 1966  
 Asset Condition Rating: PACP Defect=5  
 Structural Index>5  
 Carry Forward: No

5 yr. Cap Projection: \$1,152,750.00  
 CY Budget \$ -  
 GL Account:

**Asset Description**

Replace approximately 3,300 linear feet of existing 6-inch clay pipe with a new 8-inch High-Density Polyethylene (HDPE) and includes manhole rehabilitation



**Justification**

Pipeline was observed to be in poor condition during video inspection. Holes were observed in multiple locations throughout the project area.

**Funding Source**

Primary Capital Reserves Secondary

**Budget Impact/Other**

	Prior Yr.	23-24	24-25	25-26	26-27	Unscheduled	Total
Construction					\$ 972,750		\$ 972,750
Engineering				\$180,000			\$ 180,000
Other							\$ -
<b>Total</b>		\$ -	\$ -	\$ 180,000	\$ 972,750	\$ -	\$ 1,152,750

12 **FY 2023-24 Budget**  
Carmel Area Wastewater District

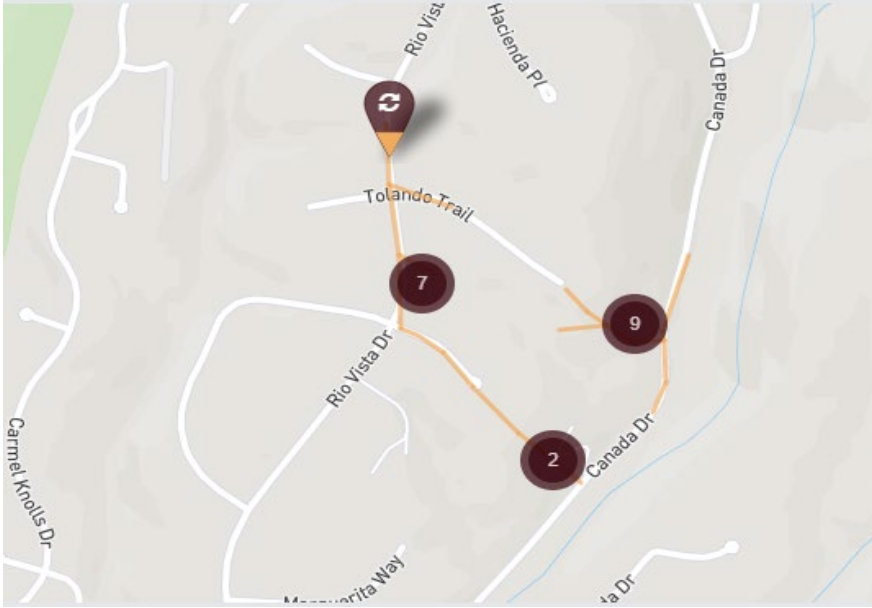
Project Name: Canada/Segundo/Rio Vista Area Sewer Replacement  
Dept.: Collections

Contact: Lather  
Area Sewer Lines  
Asset Type: N/A  
Pipe Material Vitrified Clay  
Pipe Diameter 6 inch  
Year Built: 1967  
Asset Condition Rating: PACP Defect=5  
Structural Index>4  
Carry Forward: No

5 yr. Cap Projection: \$1,370,000.00  
CY Budget \$ -  
GL Account:

**Asset Description**

Replace approximately 3,600 linear feet of existing 6-inch clay pipe with a new 8-inch High-Density Polyethylene (HDPE) and includes manhole rehabilitation



**Justification**

Pipeline was observed to be in poor condition during video inspection. Manholes are also in poor condition.

**Funding Source**

Primary	Capital Reserves	Secondary						
Budget Impact/Other	Prior Yr.	23-24	24-25	25-26	26-27	27-28	Unscheduled	Total
Construction						\$ 1,070,000		\$ 1,070,000
Engineering					\$ 300,000			\$ 300,000
Other								\$ -
<b>Total</b>		\$ -	\$ -	\$ -	\$ 300,000	\$ 1,070,000	\$ -	\$ 1,370,000

13 **FY 2023-24 Budget**  
Carmel Area Wastewater District

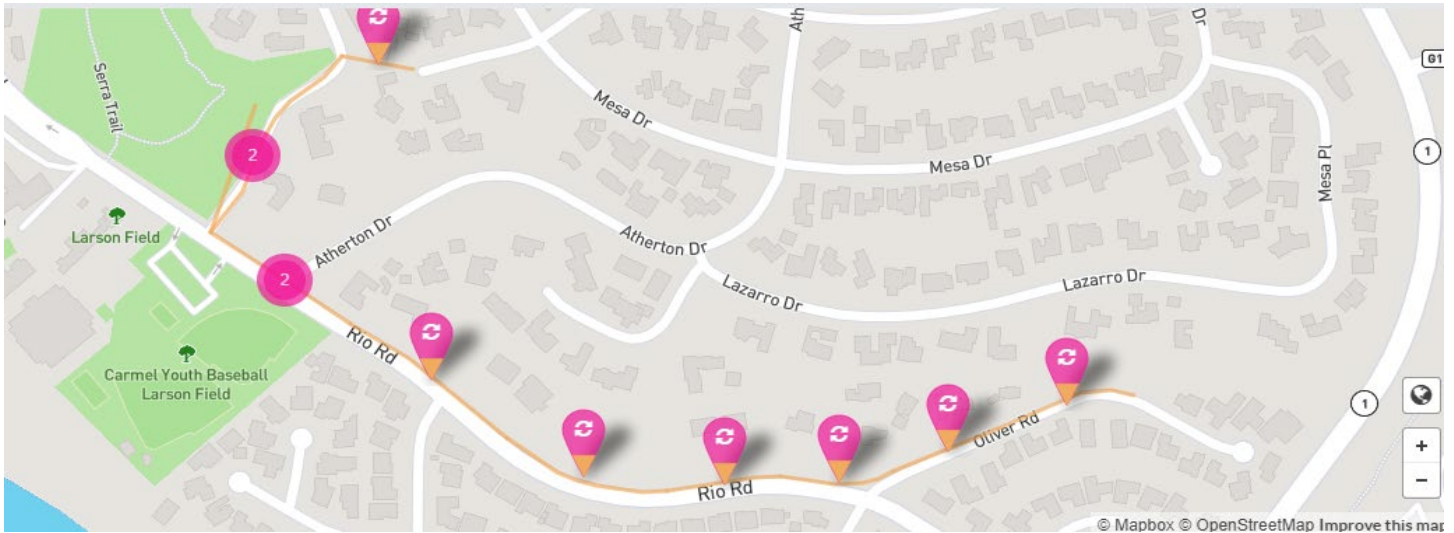
Project Name: Rio Road Pipeline replacement/Taylor/Ladera  
Dept.: Collections

5 yr. Cap Projection: \$1,200,000.00  
CY Budget \$ -  
GL Account:

Contact: Lather  
Area Sewer Lines  
Asset Type: N/A  
Pipe Material Vitrified Clay  
Pipe Diameter 6 inch  
Year Built: 1950  
Asset Condition Rating: PACP Defect=5  
Structural Index>4  
Carry Forward: No

**Asset Description**

Replace approximately 3,400 linear feet of existing 6-inch clay pipe with a new 8-inch High-Density Polyethylene (HDPE) and includes manhole rehabilitation



**Justification**

Pipeline was observed to be in poor condition during video inspection. Holes were observed in multiple locations throughout the project area. Manholes are also in poor condition.

**Funding Source**

Primary Capital Reserves Secondary

**Budget Impact/Other**

	Prior Yr.	23-24	24-25	25-26	26-27	27-28	Unscheduled	Total
Construction						1000000		\$ 1,000,000
Engineering					\$200,000			\$ 200,000
Other								\$ -
<b>Total</b>		\$ -	\$ -	\$ -	\$ -	\$ 1,000,000	\$ -	\$ 1,200,000

14 **FY 2023-24 Budget**  
**Carmel Area Wastewater District**

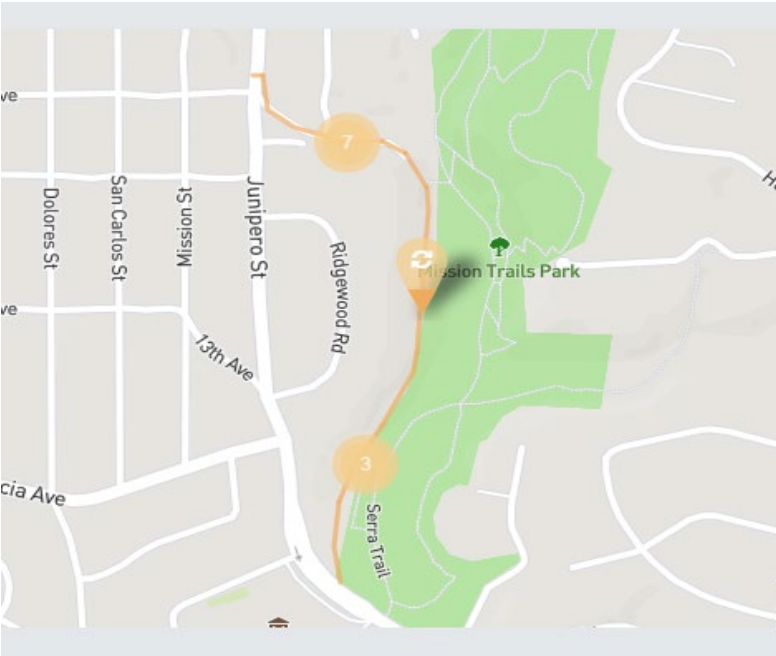
Project Name: 11th Ave from Junipero to Rio Road  
 Dept.: Collections

5 yr. Cap Projection: \$ 949,860.00  
 CY Budget \$ -  
 GL Account:

Contact: Lather  
 Area Sewer Lines  
 Asset Type: N/A  
 Pipe Material Vitrified Clay  
 Pipe Diameter 6 inch  
 Year Built: 1950  
 Asset Condition Rating: PACP Defect=4  
 Structural Index>3  
 Carry Forward: No

**Asset Description**

Replace approximately 2,640 linear feet of existing 6-inch clay pipe with a new 8-inch High-Density Polyethylene (HDPE) and includes manhole rehabilitation



**Justification**

Pipeline was observed to be in poor condition during video inspection. Manholes are also in fair to poor condition.

**Funding Source**

Primary	Capital Reserves	Secondary						
Budget Impact/Other	Prior Yr.	23-24	24-25	25-26	26-27	27-28	Unscheduled	Total
Construction						\$ 791,550		\$ 791,550
Engineering					\$ 158,310			\$ 158,310
Other								\$ -
<b>Total</b>		\$ -		\$ -	\$ 158,310	\$ 791,550	\$ -	\$ 949,860

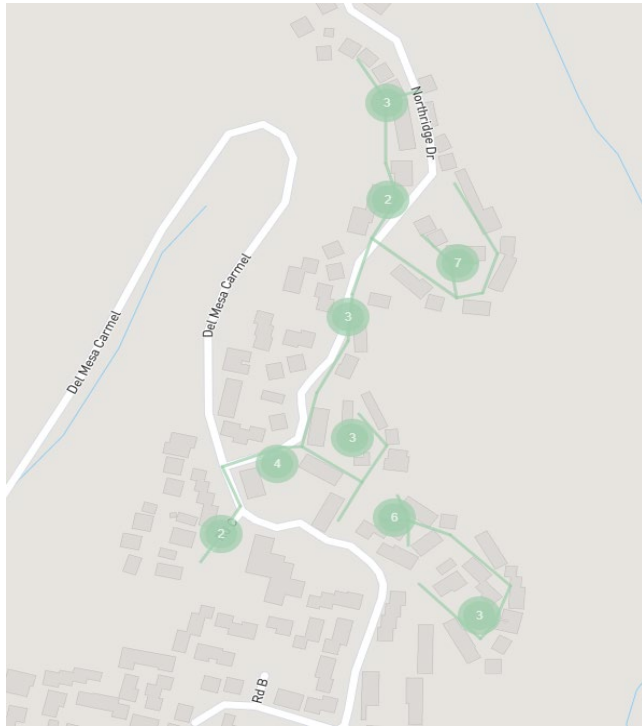
15 **FY 2023-24 Budget**  
Carmel Area Wastewater District

Project Name: Del Mesa Sewer Rehab #2  
 Dept.: Collections  
 Project Number  
 Total Cap Projection: \$1,748,376.00  
 CY Budget  
 GL Account:

Contact: Lather  
 Area Sewer Lines  
 Asset Type: N/A  
 Pipe Material Vitrified Clay  
 Pipe Diameter 6 inch  
 Year Built: 1966  
 Asset Condition Rating: PACP Defect=5  
 Structural Index>5  
 Carry Forward:

**Asset Description**

Replace approximately 4,857 linear feet of existing 6-inch clay pipe with a new 8-inch High-Density Polyethylene (HDPE) and includes manhole rehabilitation



**Justification**

Pipeline was observed to be in poor condition during video inspection. Holes were observed in multiple locations throughout the project area. Manholes are also in poor condition.

**Funding Source**

Primary	Capital Reserves	Secondary						
Budget Impact/Other	Prior Yr.	26-27	27-28	28-29	29-30	30-31	Unscheduled	Total
Construction				\$ 1,456,980				\$ 1,456,980
Engineering			\$291,396					\$ 291,396
								\$ -
								\$ -
								\$ -
								\$ -
								\$ -
<b>Total</b>		\$ -	\$ 291,396	\$ 1,456,980	\$ -	\$ -	\$ -	\$ 1,748,376



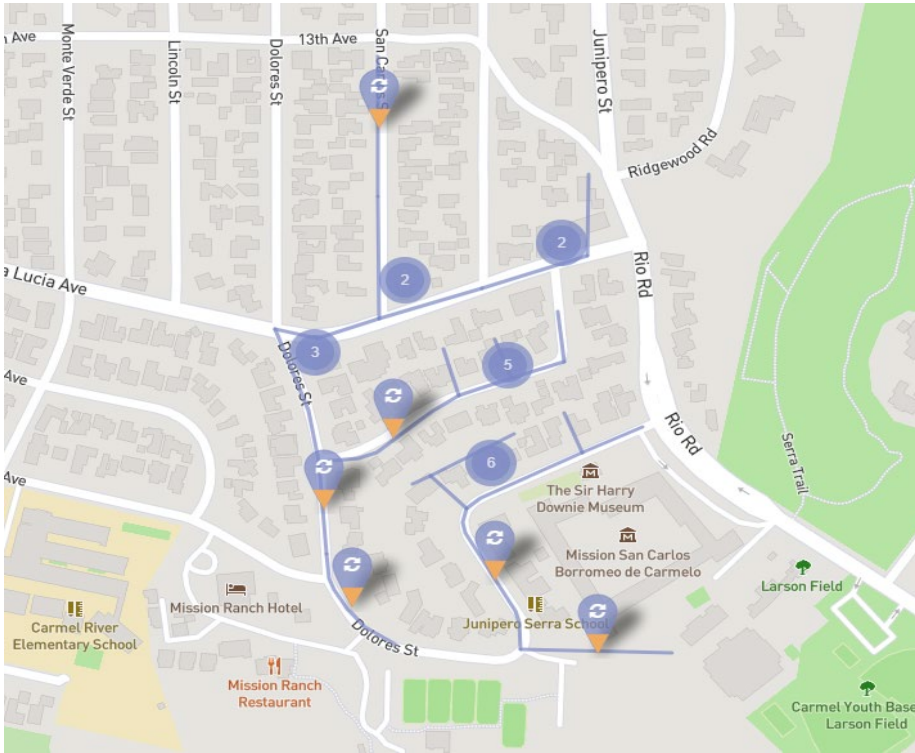
16 **FY 2023-24 Budget**  
Carmel Area Wastewater District

Project Name: Junipero School Area Sewer Replacement  
 Dept.: Collections  
 Project Number  
 Total Cap Projection: \$1,788,585.00  
 CY Budget  
 GL Account:

Contact: Lather  
 Area Sewer Lines  
 Asset Type: Collections Gravity  
 Pipe Material vcp  
 Pipe Diameter 6" to 10"  
 Year Built: 1945  
 Asset Condition Rating: PACP Defect=5  
 Structural Index>4.5  
 Carry Forward: Yes

**Asset Description**

Replace approximately 5,527 linear feet of existing clay pipe with a new High-Density Polyethylene (HDPE) , including manhole rehabilitation



**Justification**

Pipeline was observed to be in poor condition during video inspection. Holes were observed in multiple locations throughout the project area. Manholes are in fair to poor condition.

**Funding Source**

Primary	Capital Reserves	Secondary							Total
Budget Impact/Other	Prior Yr.	26-27	27-28	28-29	29-30	30-31	Unscheduled	Total	
Construction				\$ 1,456,980				\$ 1,456,980	
Engineering			\$331,605					\$ 331,605	
								\$ -	
								\$ -	
								\$ -	
								\$ -	
								\$ -	
<b>Total</b>		\$ -	\$ 331,605	\$ 1,456,980	\$ -	\$ -	\$ -	\$ 1,788,585	

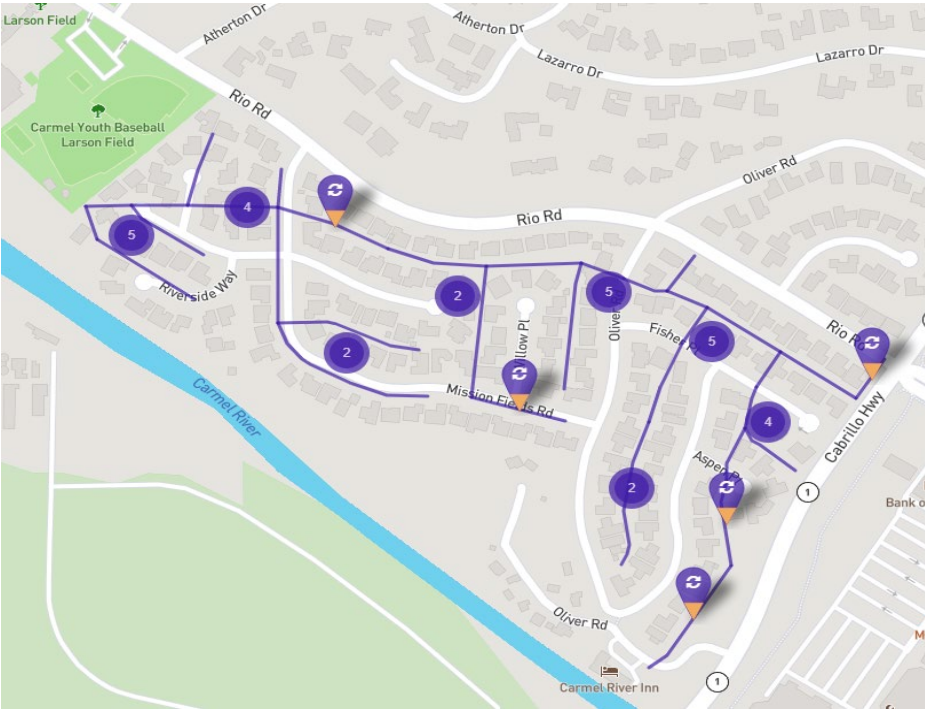
17 **FY 2023-24 Budget**  
**Carmel Area Wastewater District**

Project Name: Mission Fields Area Pipe Replacement  
 Dept.: Collections  
 Project Number  
 Total Cap Projection: \$2,871,270.00  
 CY Budget  
 GL Account:

Contact: Lather  
 Area Sewer Lines  
 Asset Type: Collections Gravity  
 Pipe Material VCP  
 Pipe Diameter 6" & 10"  
 Year Built: 1951  
 Asset Condition Rating: PACP Defect=5  
 Structural Index>3.5  
 Carry Forward: Yes

**Asset Description**

Replace approximately 7,976 linear feet of existing 6 and 10-inch clay pipe with a new High-Density Polyethylene (HDPE) and includes manhole rehabilitation



**Justification**

Pipeline was observed to be in poor condition during video inspection. Holes were observed in multiple locations throughout the project area. Manholes are also in fair to poor condition.

**Funding Source**

Primary	Capital Reserves	Secondary						
Budget Impact/Other	Prior Yr.	26-27	27-28	28-29	29-30	30-31	Unscheduled	Total
Construction					\$ 2,392,770			\$ 2,392,770
Engineering			\$200,000	278,500				\$ 478,500
Other								\$ -
<b>Total</b>		\$ -	\$ 200,000	\$ 278,500	\$ 2,392,770	\$ -	\$ -	\$ 2,871,270

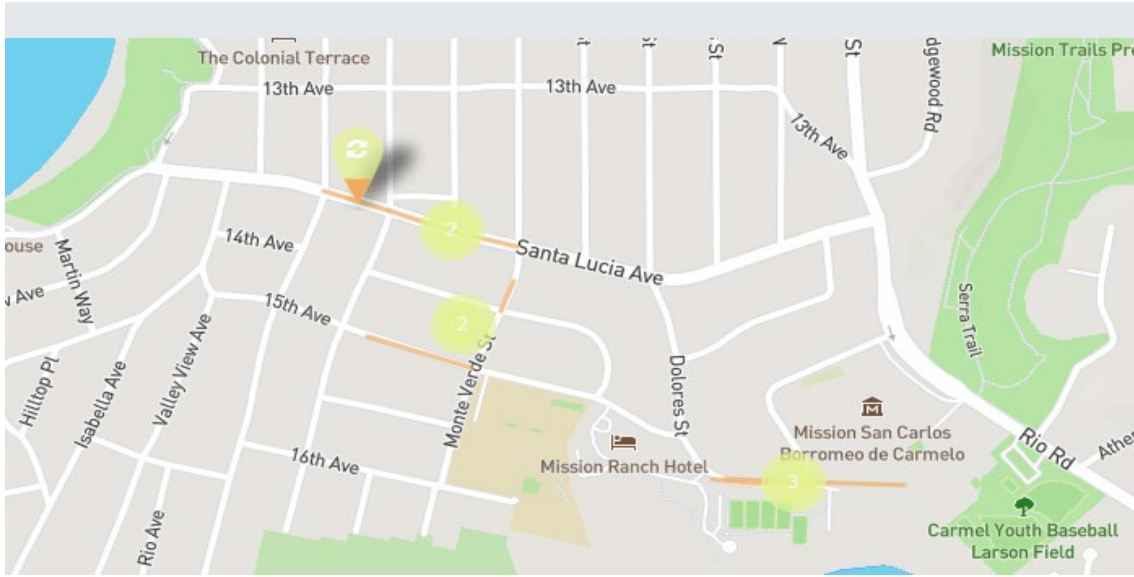
18 **FY 2023-24 Budget**  
**Carmel Area Wastewater District**

Project Name: Monte Verde Pump Station and Sewer Rehab  
 Dept.: Collections  
 Project Number  
 Total Cap Projection: \$1,363,000.00  
 CY Budget  
 GL Account:

Contact: Lather  
 Area Sewer Lines  
 Asset Type: Collections Gravity  
 Pipe Material VCP  
 Pipe Diameter 6",10" & 12"  
 Year Built: 1949  
 Asset Condition Rating: PACP Defect=5  
 Structural Index>3  
 Carry Forward: Yes

**Asset Description**

Replace approximately 4,376 linear feet of existing 6, 10 and 12-inch clay pipe with a new High-Density Polyethylene (HDPE). Includes manhole rehabilitation. Replace and repair portions of pump station as needed.



**Justification**

Pipeline was observed to be in fair to poor condition during video inspection. Holes were observed in multiple locations throughout the project area. Manholes are also in poor condition.

**Funding Source**

Primary	Capital Reserves	Secondary						
<b>Budget Impact/Other</b>								
	Prior Yr.	26-27	27-28	28-29	29-30	30-31	Unscheduled	Total
Labor					\$ 1,063,000			\$ 1,063,000
Engineering				\$ 300,000				\$ 300,000
Other								\$ -
<b>Total</b>		\$ -	\$ -	\$ 300,000	\$ 1,063,000	\$ -	\$ -	\$ 1,363,000

19 **FY 2023-24 Budget**  
Carmel Area Wastewater District

Contact: Lather

Area Sewer Lines

Asset Type: Collections Gravity

Pipe Material VCP

Pipe Diameter 6 inch

Year Built: 1950

Asset Condition Rating: PACP Defect=4

Structural Index>3

Carry Forward: Yes

Project Name: Taylor Road Area Sewer Replacement

Dept.: Collections

Project Number

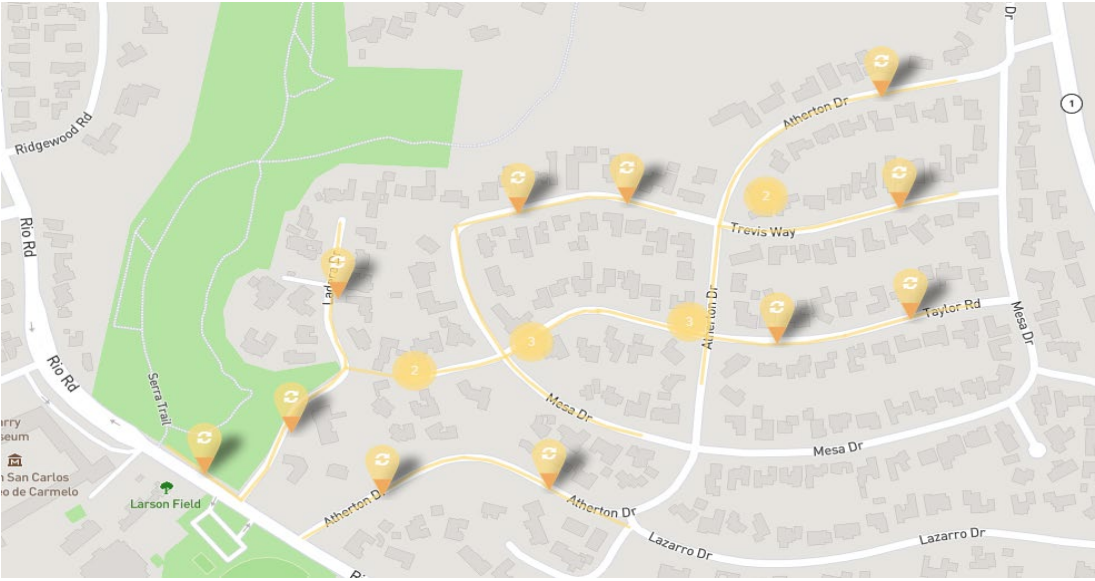
Total Cap Projection: \$2,815,780.00

CY Budget

GL Account:

**Asset Description**

Replace approximately 7,822 linear feet of existing 6-inch clay pipe with a new 8-inch High-Density Polyethylene (HDPE) and includes manhole rehabilitation



**Justification**

Pipeline was observed to be in poor condition during video inspection. Manholes are in fair to poor condition.

**Funding Source**

Primary Capital Reserves Secondary

**Budget Impact/Other**

	Prior Yr.	27-28	28-29	29-30	30-31	31-32	32-33	Total
Construction					\$ 2,346,480			\$ 2,346,480
Engineering			\$200,000	\$269,300				\$ 469,300
<b>Total</b>		\$ -	\$ 200,000	\$ 269,300	\$ 2,346,480	\$ -	\$ -	\$ 2,815,780

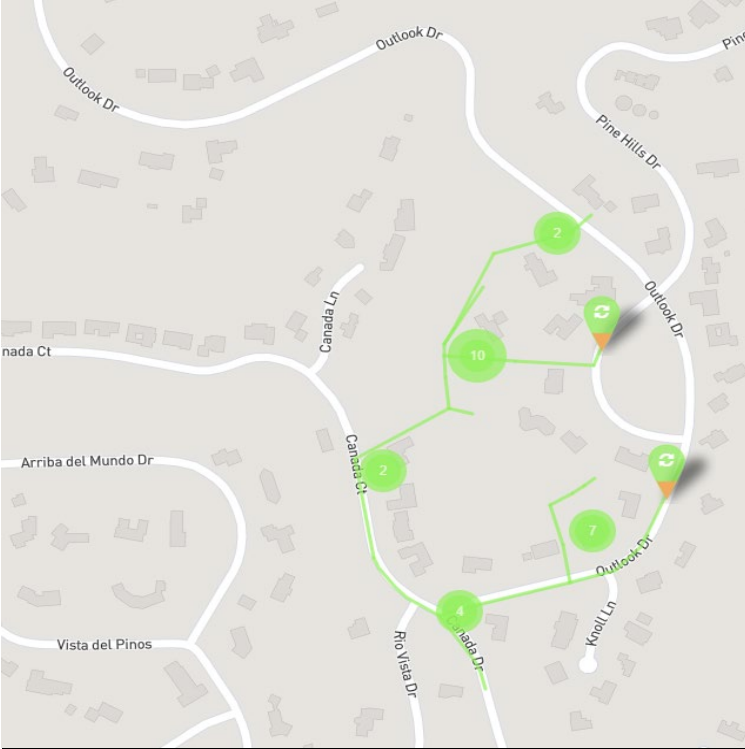
20 **FY 2023-24 Budget**  
Carmel Area Wastewater District

Project Name: Upper Canada Ct/Outlook Sewer Rehab  
 Dept.: Collections  
 Project Number  
 Total Cap Projection: \$1,393,812.00  
 CY Budget  
 GL Account:

Contact: Lather  
 Area Sewer Lines  
 Asset Type: Collections Gravity  
 Pipe Material VCP  
 Pipe Diameter 6" & 8"  
 Year Built: 1967  
 Asset Condition Rating: PACP Defect=4  
 Structural Index>3  
 Carry Forward: No

**Asset Description**

Replace approximately 3,871 linear feet of existing 6-inch clay pipe with a new 8-inch High-Density Polyethylene (HDPE) and includes manhole rehabilitation



**Justification**

Pipeline was observed to be in poor condition during video inspection. Manholes are in fair to poor condition.

**Funding Source**

Primary	Capital Reserves	Secondary							
		Prior Yr.	26-27	27-28	28-29	29-30	30-31	31-32	Total
	Construction							\$ 1,161,510	\$ 1,161,510
	Engineering						\$ 232,302		\$ 232,302
	Other								\$ -
	<b>Total</b>		\$ -	\$ -	\$ -	\$ -	\$ 232,302	\$ 1,161,510	\$ 1,393,812

21 **FY 2023-24 Budget**  
 Carmel Area Wastewater District

Contact: Lather

Area Sewer Lines

Asset Type: Collections Gravity

Pipe Material VCP

Pipe Diameter 6 inch

Year Built: 1940

Asset Condition Rating: PACP Defect=4

Structural Index>4

Carry Forward: No

Project Name: Upper/Lower Trail Pipe Rehab

Dept.: Collections

Project Number

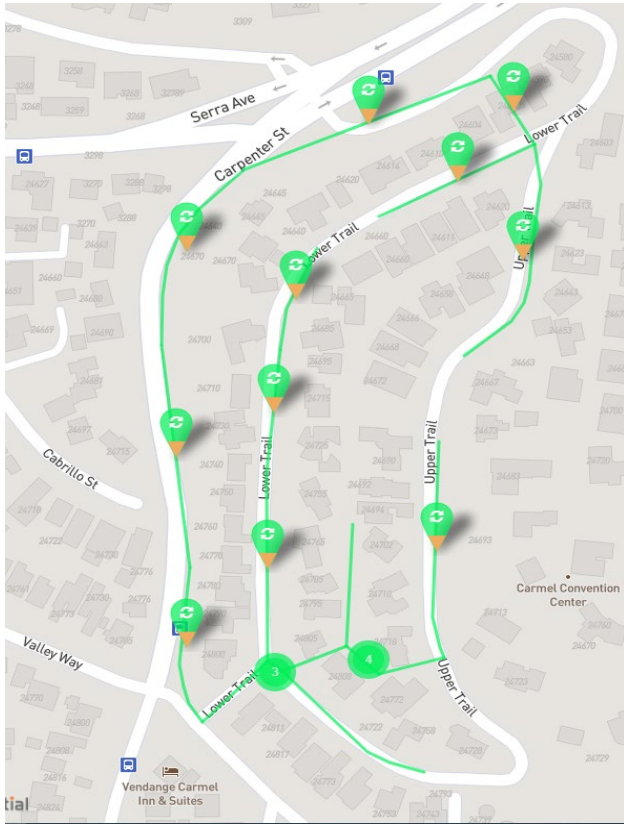
Total Cap Projection: \$1,471,464.00

CY Budget

GL Account:

**Asset Description**

Replace approximately 4,087 linear feet of existing 6-inch clay pipe with a new 8-inch High-Density Polyethylene (HDPE) and includes manhole rehabilitation



**Justification**

Pipeline was observed to be in poor condition during video inspection. Manholes are in fair to poor condition.

**Funding Source**

Primary Capital Reserves Secondary

**Budget Impact/Other**

	26-27	27-28	28-29	29-30	30-31	31-32	32-33	Total
Construction						\$ 1,226,220		\$ 1,226,220
Engineering					\$245,244			\$ 245,244
<b>Total</b>	\$ -	\$ -	\$ -	\$ -	\$ 245,244	\$ 1,226,220	\$ -	\$ 1,471,464

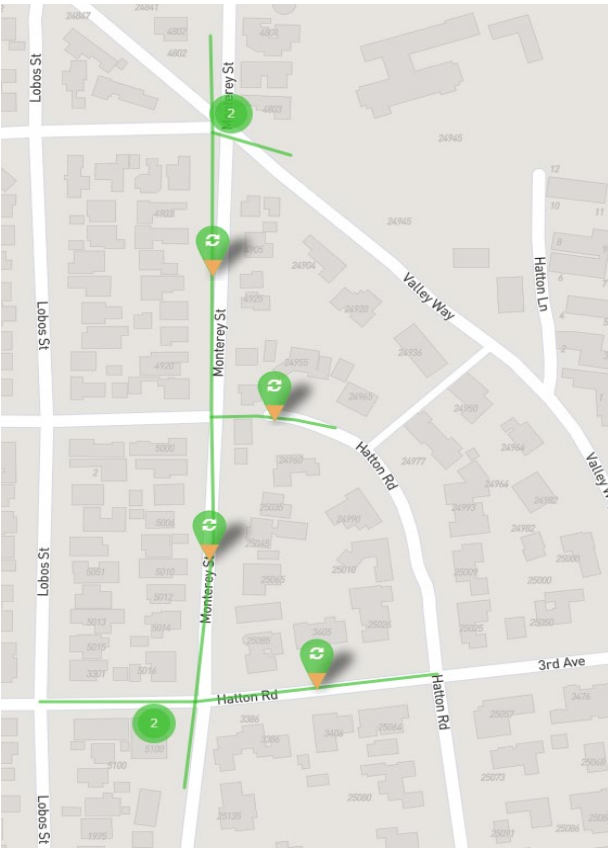
22 **FY 2023-24 Budget**  
Carmel Area Wastewater District

Project Name: Monterey Street Sewer Replacement  
 Dept.: Collections  
 Project Number  
 Total Cap Projection: \$ 746,640.00  
 CY Budget  
 GL Account:

Contact: Lather  
 Area Sewer Lines  
 Asset Type: Collections Gravity  
 Pipe Material VCP  
 Pipe Diameter 6"  
 Year Built: 1922  
 Asset Condition Rating: PACP Defect=4  
 Structural Index>3  
 Carry Forward: Yes

**Asset Description**

Replace approximately 2,074 linear feet of existing 6-inch clay pipe with a new 8-inch High-Density Polyethylene (HDPE) and includes manhole rehabilitation



**Justification**

Pipeline was observed to be in poor condition during video inspection. Holes were observed in multiple locations throughout the project area. Manholes are also in poor condition.

**Funding Source**

Primary Capital Reserves Secondary

Budget Impact/Other		27-28	28-29	29-30	30-31	31-32	32-33	Total
Construction						\$ 622,200		\$ 622,200
Engineering					\$124,440			\$ 124,440
<b>Total</b>		\$ -	\$ -	\$ -	\$ 124,440	\$ 622,200	\$ -	\$ 746,640

23 **FY 2023-24 Budget**  
 Carmel Area Wastewater District

Contact: Lather  
 Area Sewer Lines  
 Asset Type: Pump Station  
 Pipe Material  
 Pipe Diameter  
 Year Built: 1953  
 Asset Condition Rating: fair  
 Carry Forward: Yes

Project Name: Calle la Cruz Pump Station Relocation  
 Dept.: Collections  
 Project Number  
 5 yr. Cap Projection: \$4,500,000.00  
 CY Budget  
 GL Account:

**Asset Description**

The pump station is located on the bluff adjacent to Carmel Lagoon. The wet well was lined in 2013 with "sewercoat" which has a 5 year guarantee.

**Justification**

The pump station is located next to the lagoon and is not designed for by-passing sewage in an emergency. Sea level rise and the Carmel River Free project are anticipated to

**Funding Source**

Primary	Capital Reserves		Secondary					Total
	27-28	28-29	29-30	30-31	31-32	32-33		
Budget Impact/Other								
Construction			\$ 3,000,000				\$ 3,000,000	
Engineering	\$ 200,000	\$ 200,000					\$ 400,000	
Environmental	\$ 200,000	\$ 150,000	\$ 150,000				\$ 500,000	
Construction Inspection			\$ 400,000				\$ 400,000	
Other		\$ 200,000					\$ 200,000	
<b>Total</b>	<b>\$ 400,000</b>	<b>\$ 550,000</b>	<b>\$ 3,550,000</b>	<b>\$ -</b>	<b>\$ -</b>	<b>\$ -</b>	<b>\$ 4,500,000</b>	

Other=permits, easements, etc.



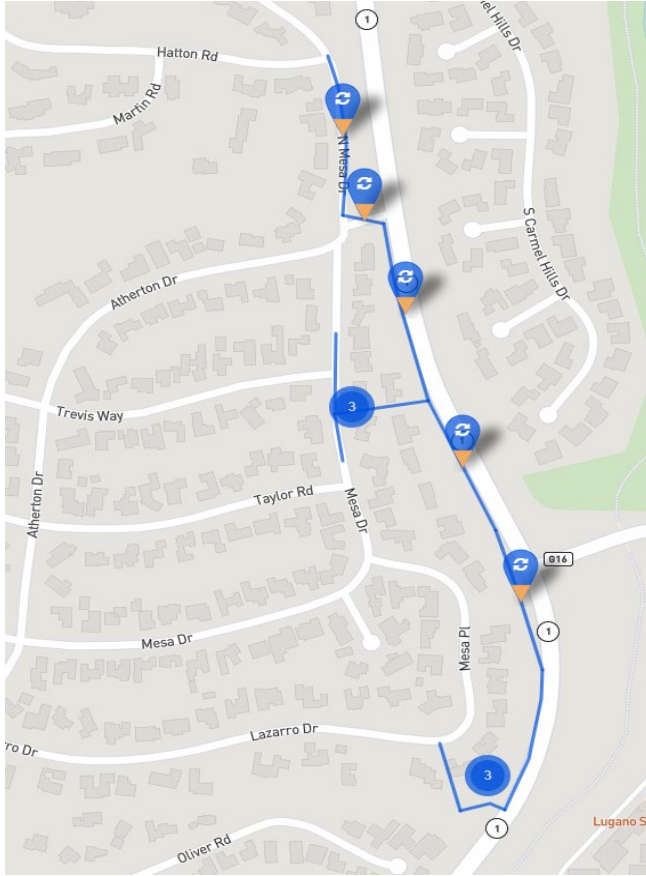
24 **FY 2023-24 Budget**  
Carmel Area Wastewater District

Project Name: N Mesa Drive Sewer Replacement  
 Dept.: Collections  
 Project Number  
 5 yr. Cap Projection: \$1,246,860.00  
 CY Budget  
 GL Account:

Contact: Lather  
 Area Sewer Lines  
 Asset Type: Collections Gravity  
 Pipe Material VCP  
 Pipe Diameter 6 inch  
 Year Built: 1950  
 Asset Condition Rating: PACP Defect=4  
 Structural Index>3  
 Carry Forward: Yes

**Asset Description**

Replace approximately 3,464 linear feet of existing 6-inch clay pipe with a new 8-inch High-Density Polyethylene (HDPE) and includes manhole rehabilitation



**Justification**

Pipeline was observed to be in poor condition during video inspection. Manholes are in fair to poor condition.

**Funding Source**

Primary	Capital Reserves	Secondary						
Budget Impact/Other	Prior Yr.	31-32	32-33	33-34	34-35	35-36	Unscheduled	Total
Construction			\$ 1,039,050					\$ 1,039,050
Engineering		\$207,810						\$ 207,810
<b>Total</b>		<b>\$ 207,810</b>	<b>\$ 1,039,050</b>	<b>\$ -</b>	<b>\$ -</b>	<b>\$ -</b>	<b>\$ -</b>	<b>\$ 1,246,860</b>

25 **FY 2023-24 Budget**  
 Carmel Area Wastewater District

Contact: Lather

Area Pump Station

Asset Type: Collections Force

Pipe Material

Pipe Diameter

Year Built: 2004

Asset Condition Rating:

Carry Forward: No

Project Name: Highlands Inn Pump Station and Forced Main Rehab

Dept.: Collections

Project Number

Total Cap Projection: \$ -

CY Budget

GL Account:

**Asset Description**

Small pump station located at the Highlands Inn property. High levels of H2S have been produced in the force main to Calle La Cruz pump station.

**Justification**

**Funding Source**

Primary	Capital Reserves	Secondary								
<b>Budget Impact/Other</b>										
	Prior Yr.	29-30	30-31	31-32	32-33	33-34	Unscheduled	Total		
	Labor							\$	-	
	Engineering							\$	-	
	Parts & Supplies							\$	-	
	Chemicals							\$	-	
	Utility							\$	-	
	Other							\$	-	
	<b>Total</b>	<b>\$</b>	<b>-</b>	<b>\$</b>	<b>-</b>	<b>\$</b>	<b>-</b>	<b>\$</b>	<b>-</b>	

26 **FY 2023-24 Budget**  
 Carmel Area Wastewater District

Project Name: Hacienda Pump Station Rehab  
 Dept.: Collections  
 Project Number  
 5 yr. Cap Projection: \$ 600,000.00  
 CY Budget  
 GL Account:

Contact: Lather  
 Area Sewer Lines  
 Asset Type: Collections Gravity  
 Pipe Material  
 Pipe Diameter  
 Year Built:  
 Asset Condition Rating: Capital Improvement  
 Carry Forward: No

**Asset Description**  
 Hacienda Pump Station serves all parcels east of the Hacienda condo association. It delivers sewage from that area to the main trunk lines on Rio Road.

**Justification**  
 Pump station age and condition estimated

**Funding Source**

Primary	Capital Reserves		Secondary					Unscheduled	Total
	Prior Yr.	29-30	30-31	31-32	32-33	33-34			
Labor								\$	-
Engineering								\$	-
Parts & Supplies								\$	-
Chemicals								\$	-
Utility								\$	-
Other					\$ 150,000	\$ 450,000		\$	600,000
<b>Total</b>	\$ -	\$ -	\$ -	\$ -	\$ 150,000	\$ 450,000	\$ -	\$	600,000

**FY 2023-24 Budget**  
**Carmel Area Wastewater District**

Contact: Lather

Area Sewer Lines

Asset Type: Collections Gravity

Pipe Material VCP

Pipe Diameter 6 inch

Year Built: 1942

Asset Condition Rating: PACP Defect=4

Structural Index>4

Carry Forward: Yes

Project Name: Hatton Road Area Sewer Rehab

Dept.: Collections

Project Number

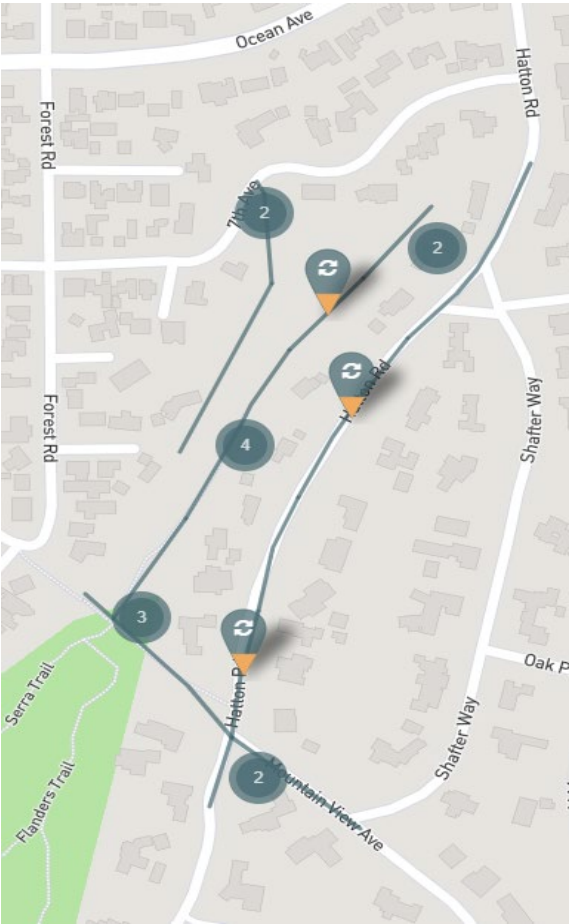
Total Cap Projection: \$ 1,602,036

CY Budget

GL Account:

**Asset Description**

Replace approximately 4,450 linear feet of existing 6-inch clay pipe with a new 8-inch High-Density Polyethylene (HDPE) and includes manhole rehabilitation



**Justification**

Pipeline was observed to be in poor condition during video inspection. Holes were observed in multiple locations throughout the project area. Manholes are also in poor condition.

**Funding Source**

Primary	Capital Reserves	Secondary							Total
Budget Impact/Other	Prior Yr.	30-31	31-32	32-33	33-34	34-35	Unscheduled	Total	
Construction					\$ 1,335,030			\$ 1,335,030	
Engineering				\$ 267,006				\$ 267,006	
<b>Total</b>		\$ -	\$ -	\$ 267,006	\$ 1,335,030	\$ -	\$ -	\$ 1,602,036	

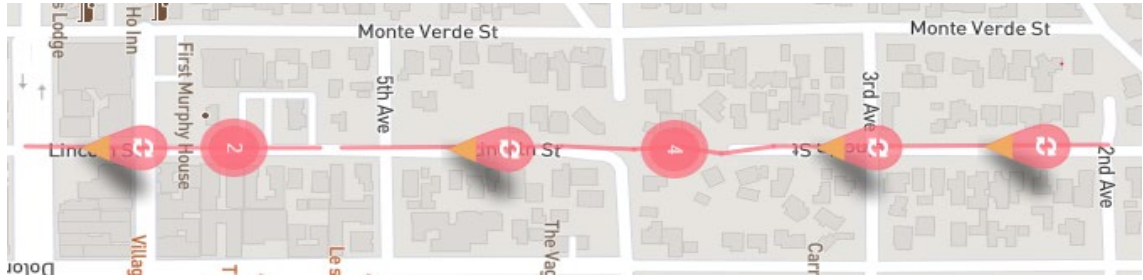
28 **FY 2023-24 Budget**  
 Carmel Area Wastewater District

Contact: Lather  
 Area Sewer Lines

Project Name: Lincoln - 1st Avenue to Ocean  
 Dept.: Collections  
 Project Number  
 Total Cap Projection: \$1,985,596.00  
 CY Budget  
 GL Account:

Pipe Material Vitrified Clay  
 Pipe Diameter 6 inch  
 Year Built: 1921  
 Asset Condition Rating: PACP Defect=4  
 Structural Index>4

**Asset Description**  
 Approximately 2,000 feet of vitrified clay pipe to be replaced with 8 inch diameter High Density Polyethylene (HDPE) pipe using pipe bursting or open cut methods.



**Justification**  
 Poor structural condition observed in sewer video. Holes in Pipe. Manholes in fair to poor condition. In a high traffic street. **City plans to Cape Seal in 2023 and this will be 10 years later.**

**Funding Source**

Primary	Capital Reserves	Secondary		Unscheduled	Total
	Prior Yr.	32-33	33-34		
Construction			\$ 677,190	\$	677,190
Engineering	\$150,000			\$	150,000
				\$	-
				\$	-
	Other			\$	-
	Total	\$ 150,000	\$ 677,190	\$ -	\$ -
		\$ -	\$ -	\$ -	\$ 827,190

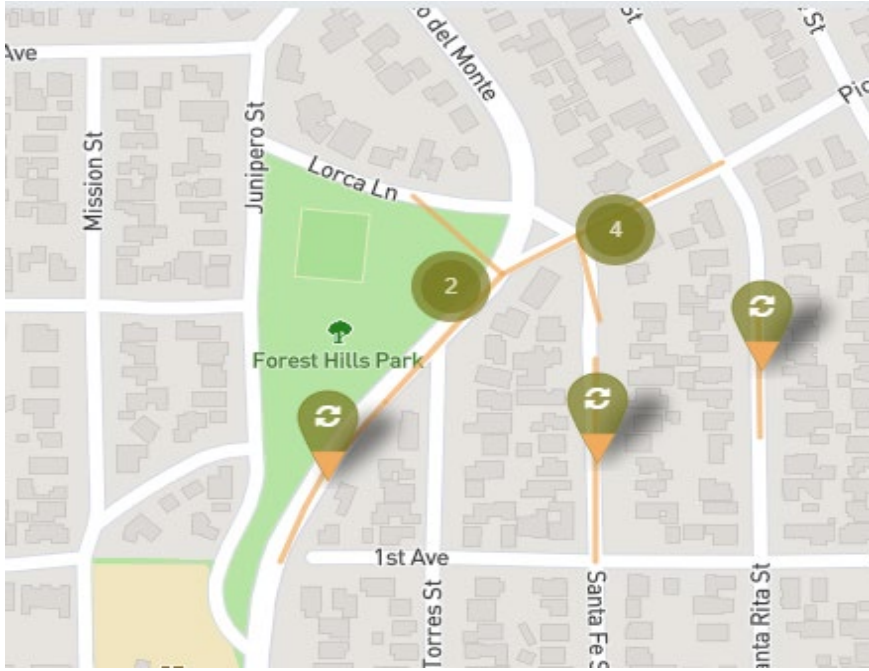
29 **FY 2023-24 Budget**  
Carmel Area Wastewater District

Project Name: Pico/Camino Del Monte/Santa Fe  
Dept.: Collections  
Project Number  
Total Cap Projection: \$ 750,000.00  
CY Budget  
GL Account:

Contact: Lather  
Area Sewer Lines  
Asset Type: Collections Gravity  
Pipe Material VCP  
Pipe Diameter 6"  
Year Built: 1921  
Asset Condition Rating: PACP Defect=4  
Structural Index>4  
Carry Forward: Yes

**Asset Description**

Replace approximately 1,971 linear feet of existing 6-inch clay pipe with a new 8-inch High-Density Polyethylene (HDPE) and includes manhole rehabilitation



**Justification**

Pipeline was observed to be in poor condition during video inspection. Holes were observed in multiple locations throughout the project area. Manholes are in fair to poor condition.

**Funding Source**

Primary Capital Reserves Secondary

**Budget Impact/Other**

	Prior Yr.	32-33	33-34	34-35	35-36	36-37	Unscheduled	Total
Construction				\$ 600,000				\$ 600,000
Engineering			\$150,000					\$ 150,000
<b>Total</b>		\$ -	\$ 150,000	\$ 600,000	\$ -	\$ -	\$ -	\$ 750,000

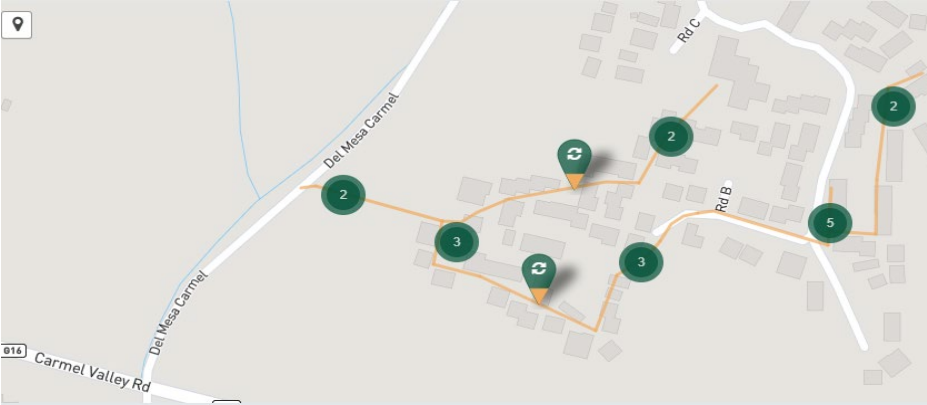
30 **FY 2023-24 Budget**  
 Carmel Area Wastewater District

Project Name: Del Mesa Sewer Rehab #3  
 Dept.: Collections  
 Project Number  
 Total Cap Projection: \$1,386,910.00  
 CY Budget  
 GL Account:

Contact: Lather  
 Area Sewer Lines  
 Asset Type: Collections Gravity  
 Pipe Material VCP  
 Pipe Diameter 6 Inxh  
 Year Built: 1966  
 Asset Condition Rating: PACP Defect=4  
 Structural Index>4  
 Carry Forward: No

**Asset Description**

Replace approximately 3,790 linear feet of existing 6-inch clay pipe with a new 8-inch High-Density Polyethylene (HDPE) and includes manhole rehabilitation



**Justification**

Pipeline was observed to be in poor condition during video inspection. Holes were observed in multiple locations throughout the project area. Manholes are in fair to poor condition.

**Funding Source**

Primary	Capital Reserves		Secondary					
	Prior Yr.	32-33	33-34	34-35	35-36	36-37	Unscheduled	Total
Construction				\$ 1,136,910				\$ 1,136,910
Engineering			\$ 250,000					\$ 250,000
<b>Total</b>		\$ -	\$ 250,000	\$ 1,136,910	\$ -	\$ -	\$ -	\$ 1,386,910

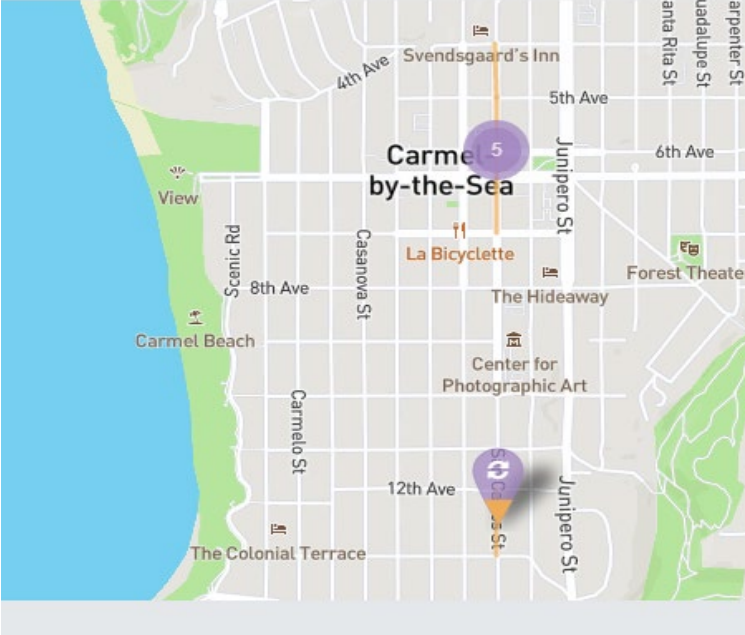
31 **FY 2023-24 Budget**  
**Carmel Area Wastewater District**

Project Name: San Carlos Sewer Replacement  
 Dept.: Collections  
 Project Number  
 5 yr. Cap Projection: \$ 581,000.00  
 CY Budget  
 GL Account:

Contact: Lather  
 Area Sewer Lines  
 Asset Type: Collections Gravity  
 Pipe Material VCP  
 Pipe Diameter 6 inch  
 Year Built: 1921  
 Asset Condition Rating: PACP Defect=4  
 Structural Index>3  
 Carry Forward: No

**Asset Description**

Replace approximately 1,520 linear feet of existing 6-inch clay pipe with a new 8-inch High-Density Polyethylene (HDPE) and includes manhole rehabilitation



**Justification**

Pipeline was observed to be in poor condition during video inspection. Holes were observed in multiple locations throughout the project area. Manholes are in fair to poor condition.

**Funding Source**

Primary	Capital Reserves	Secondary						Total
Budget Impact/Other	Prior Yr.	32-33	33-34	34-35	35-36	36-37	Unscheduled	Total
Construction					\$ 456,000			\$ 456,000
Engineering				\$125,000				\$ 125,000
Other								\$ -
<b>Total</b>		\$ -	\$ -	\$ 125,000	\$ 456,000	\$ -	\$ -	\$ 581,000



32 **FY 2023-24 Budget**  
 Carmel Area Wastewater District

Contact: Lather

Area Sewer Lines

Asset Type: Collections Gravity

Pipe Material VCP

Pipe Diameter 6 inch

Year Built: 1962

Asset Condition Rating: PACP Defect=4

Structural Index>4

Carry Forward: Yes

Project Name: Carmel Meadows/Cuesta Way Sewer Replacement

Dept.: Collections

Project Number

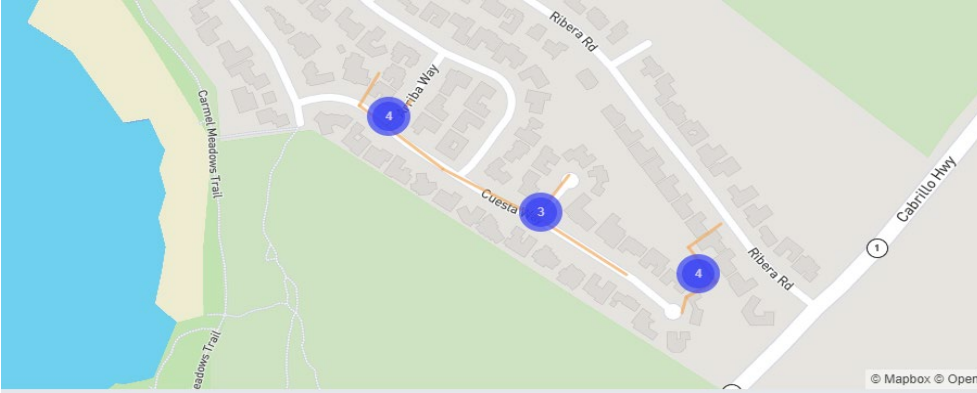
Total Cap Projection: \$ 651,110.00

CY Budget

GL Account:

**Asset Description**

Replace approximately 1,754 linear feet of existing 6-inch clay pipe with a new 8-inch High-Density Polyethylene (HDPE) and includes manhole rehabilitation



**Justification**

Pipeline was observed to be in poor condition during video inspection. Manholes are in fair to poor condition.

**Funding Source**

Primary Capital Reserves Secondary

**Budget Impact/Other**

	Prior Yr.	32-33	33-34	34-35	35-36	36-37	Unscheduled	Total
Construction					\$ 526,110			\$ 526,110
Engineering				\$125,000				\$ 125,000
<b>Total</b>		\$ -	\$ -	\$ 125,000	\$ 526,110	\$ -	\$ -	\$ 651,110

33 **FY 2023-24 Budget**  
 Carmel Area Wastewater District

Contact: Lather

Area Sewer Lines

Asset Type: Collections Gravity

Pipe Material VCP

Pipe Diameter 6 inch

Year Built: 1959

Asset Condition Rating: PACP Defect=

Overall Structural>4

Carry Forward: Yes

Project Name: Upper Carmel Knolls Area Sewer Rehab

Dept.: Collections

Project Number

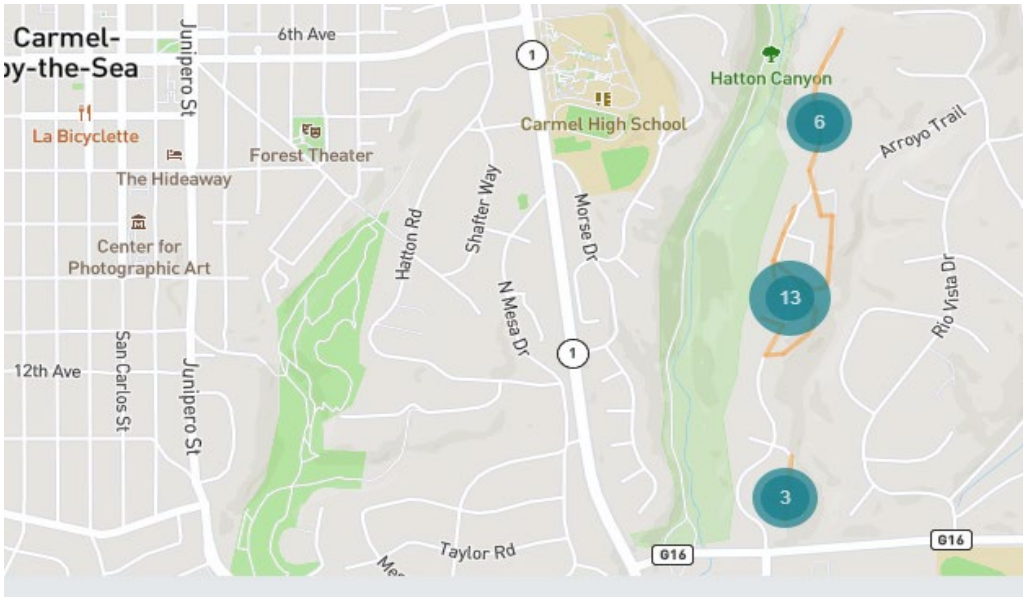
Total Cap Projection: \$1,985,596.00

CY Budget

GL Account:

**Asset Description**

Replace approximately 3,160 linear feet of existing 6-inch clay pipe with a new 8-inch High-Density Polyethylene (HDPE) and includes manhole rehabilitation



**Justification**

Pipeline was observed to be in poor condition during video inspection.

**Funding Source**

Primary Capital Reserves Secondary

**Budget Impact/Other**

Prior Yr.	32-33	33-34	34-35	35-36	36-37	37-38	Total
Construction				\$ 1,685,596			\$ 1,685,596
Engineering			\$300,000				\$ 300,000
<b>Total</b>	\$ -	\$ -	\$ 300,000	\$ 1,685,596	\$ -	\$ -	\$ 1,985,596

34 **FY 2023-24 Budget**  
**Carmel Area Wastewater District**

Contact: Lather

Area Sewer Lines

Asset Type: Collections Gravity

Pipe Material VCP

Pipe Diameter 6 inch

Year Built: 1921

Asset Condition Rating: PACP Defect>4

Structural Index>3

Carry Forward: Yes

Project Name: Cabrillo Hwy/Ocean Avenue Sewer Replacement

Dept.: Collections

Project Number

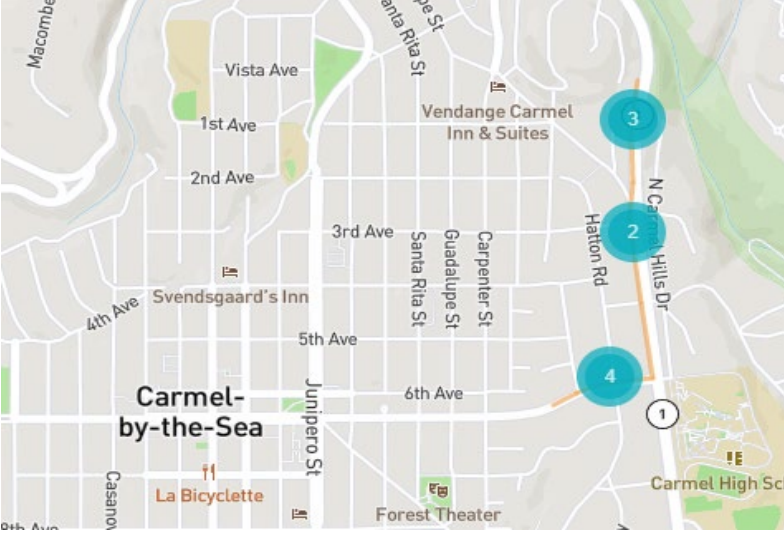
Total Cap Projection: \$1,200,000.00

CY Budget

GL Account:

**Asset Description**

Replace approximately 3,294 linear feet of existing 6-inch clay pipe with a new 8-inch High-Density Polyethylene (HDPE) and includes manhole rehabilitation



**Justification**

Pipeline was observed to be in poor condition during video inspection. Holes were observed in multiple locations throughout the project area. Manholes are

**Funding Source**

Primary Capital Reserves Secondary

**Budget Impact/Other**

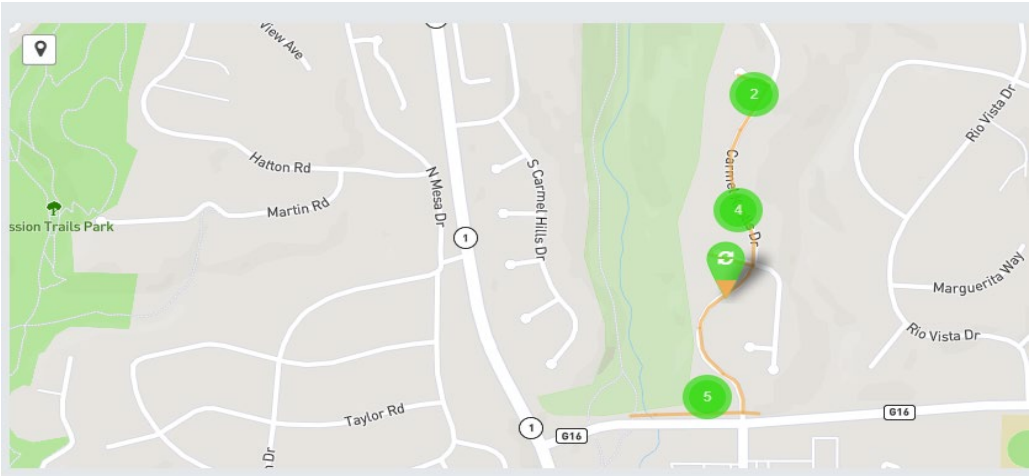
	Prior Yr.	32-33	33-34	35-36	36-37	Unscheduled	Total
Construction					\$ 1,000,000		\$ 1,000,000
Engineering				\$200,000			\$ 200,000
<b>Total</b>		\$ -	\$ -	\$ 200,000	\$ 1,000,000	\$ -	\$ 1,200,000

35 **FY 2023-24 Budget**  
**Carmel Area Wastewater District**

Project Name: Lower Carmel Knolls Sewer Replacement  
 Dept.: Collections  
 Project Number  
 5 yr. Cap Projection: \$1,150,000.00  
 CY Budget  
 GL Account:

Contact: Lather  
 Area Sewer Lines  
 Asset Type: Collections Gravity  
 Pipe Material VCP  
 Pipe Diameter 6 inch  
 Year Built: 1959  
 Asset Condition Rating: PACP Defect>4  
 Structural Index>3  
 Carry Forward: Yes

**Asset Description**  
 Replace approximately 3160 linear feet of existing 6-inch clay pipe with a new 8-inch High-Density Polyethylene (HDPE) and includes manhole rehabilitation



**Justification**  
 Pipeline was observed to be in poor condition during video inspection. Holes were observed in multiple locations throughout the project area. Manholes are fair to poor condition.

**Funding Source**

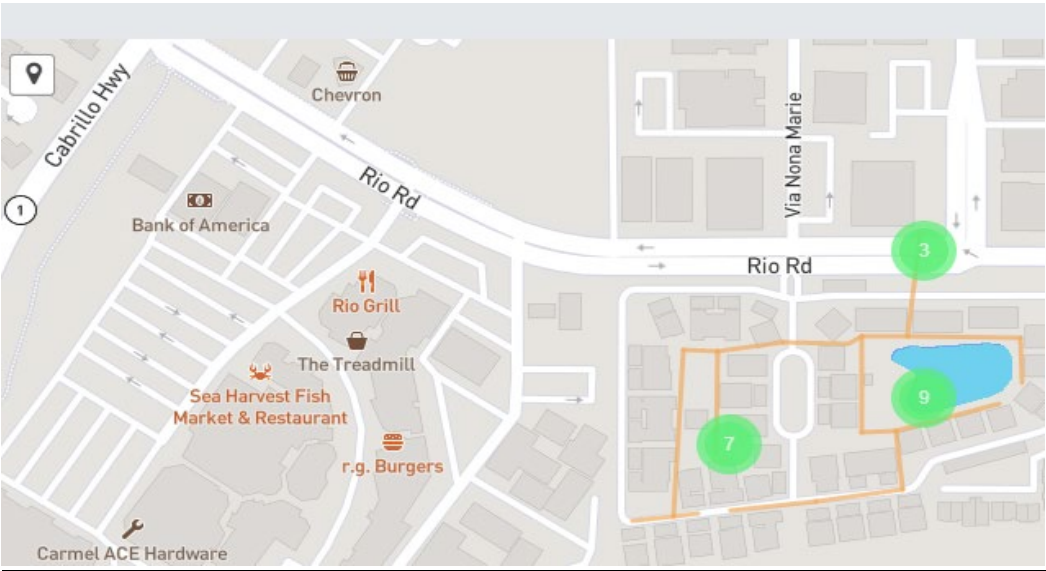
Primary	Capital Reserves					Secondary			Total
	Prior Yr.	32-33	33-34	34-35	35-36	36-37	Unscheduled		
Construction						\$ 1,000,000		\$ 1,000,000	
Engineering					\$ 200,000			\$ 200,000	
<b>Total</b>		\$ -	\$ -	\$ -	\$ 200,000	\$ 1,000,000	\$ -	\$ 1,200,000	

36 **FY 2023-24 Budget**  
 Carmel Area Wastewater District

Project Name: Arroyo Carmel Sewer Rehab  
 Dept.: Collections  
 Project Number  
 Total Cap Projection: \$1,027,000.00  
 CY Budget  
 GL Account:

Contact: Lather  
 Area Sewer Lines  
 Asset Type: Collections Gravity  
 Pipe Material VCP  
 Pipe Diameter 6 inch  
 Year Built: 1976  
 Asset Condition Rating: PACP Defect=4  
 Structural Index>3  
 Carry Forward: Yes

Asset Description



Justification

Funding Source

Primary	Capital Reserves	Secondary							Total
Budget Impact/Other	32-33	33-34	34-35	35-36	36-37	37-38			
Construction						\$ 777,000	\$	777,000	
Engineering					\$250,000		\$	250,000	
Other							\$	-	
<b>Total</b>	<b>\$ -</b>	<b>\$ -</b>	<b>\$ -</b>	<b>\$ -</b>	<b>\$ 250,000</b>	<b>\$ 777,000</b>	<b>\$</b>	<b>1,027,000</b>	

37 **FY 2023-24 Budget**  
 Carmel Area Wastewater District

Contact: Lather

Area Sewer Lines

Asset Type: Collections Gravity

Pipe Material VCP

Pipe Diameter 6 inch

Year Built: 1950

Asset Condition Rating: PACP Defect=4

Structural Index>3

Carry Forward: Yes

Project Name: Doolittle Trail Sewer Replacement

Dept.: Collections

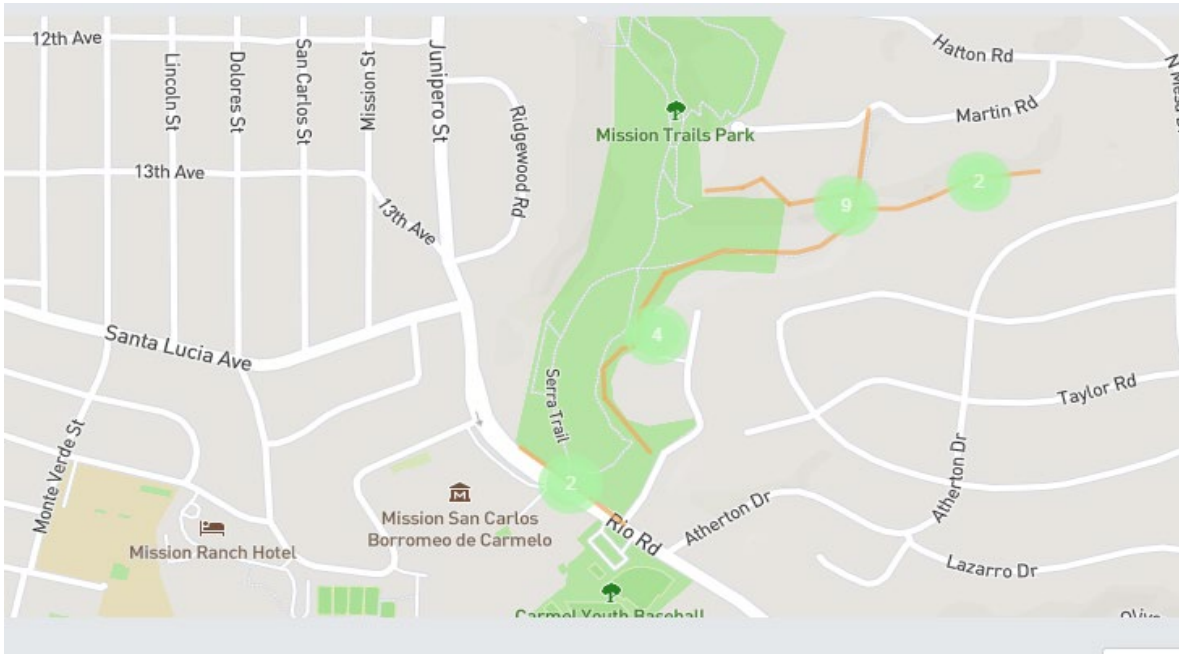
Project Number

Total Cap Projection: \$ 2,573,460

CY Budget

GL Account:

Asset Description



Justification

Funding Source

Primary Capital Reserves Secondary

Budget Impact/Other

	33-34	34-35	35-36	36-37	37-38	38-39	Total
Construction					\$ 1,223,460		\$ 1,223,460
Engineering				\$250,000	\$100,000		\$ 350,000
Environmental				\$ 300,000	\$ 400,000		\$ 700,000
Construction Management					\$ 300,000		\$ 300,000
<b>Total</b>	<b>\$ -</b>	<b>\$ -</b>	<b>\$ -</b>	<b>\$ 550,000</b>	<b>\$ 2,023,460</b>	<b>\$ -</b>	<b>\$ 2,573,460</b>

38 **FY 2023-24 Budget**  
 Carmel Area Wastewater District

Contact: Lather

Area Sewer Lines

Asset Type: Collections Gravity

Pipe Material VCP

Pipe Diameter 6 inch

Year Built: 1950

Asset Condition Rating: PACP Defect=4

Structural Index>3

Carry Forward: Yes

Project Name: Upsize Lower Rancho Canada Pipeline  
 Dept.: Collections  
 Project Number  
 Total Cap Projection: \$ 200,000  
 CY Budget  
 GL Account:

Asset Description

Justification

Funding Source

Primary Capital Reserves

Budget Impact/Other

	33-34	34-35	36-37	37-38	Unscheduled	Total
Construction					\$	-
Engineering					\$200,000	\$ 200,000
Environmental					\$	-
Construction Management					\$	-
<b>Total</b>	<b>\$ -</b>	<b>\$ -</b>	<b>\$ -</b>	<b>\$ -</b>	<b>\$ 200,000</b>	<b>\$ -</b>





**1 FY 2023-24 Budget**  
Carmel Area Wastewater District

Project Name: Portable Pump Station Sewage By-Pass Pump  
 Dept: Collections  
 Total Cost: \$ 72,500  
 CY Budget \$ 72,500  
 GL Account:

Contact: Lauer  
 Area: Pump Station  
 Asset Type: Collections Force  
 Avg Useful Lif 20 years  
 Est Residual Life:  
 % Consumed Life:  
 Category: Capital Equipment  
 Urgency: 2 = Very Important  
 Carry Forward: No

**Asset Description**

Procurement of a high head portable bypass pump for use during emergency at various pump stations. The by-pass pump will be an enclosed portable, dry priming high pressure model capable of by-pass all pump stations. The motor will be tier 4, meeting air board compliance.

Year Built: N/A  
 Rehabilitation Date (Extending life of Asset): N/A  
 Rehab Life Extension: N/A  
 Asset Condition Rating: N/A

**Justification**

The Collections department has smaller 2" trash pumps used to by pass from manhole to manhole which can be used at small pump stations. The current method of bypassing at the Highlands in the event of a catastrophic event (electrical panels failures or multiple pump failures) is to haul sewage using the vacon or pumper trucks to down stream gravity discharge point. The Highland pump station is unique in that the station design is for high head, high pressure pumps to convey sewage over the 3 mile force main. The bypass pump being purchased will be able to be used at all pump station not just Highlands.

Capacity of the Highlands wet well = 10,000 gal. The inground holding tank = 5,000 gal.

**Asset Risk Management Strategy**

Capital Improvement Risk Add Backup/Redundancy  
 Maintenance Risk Management Preventative Maintenance  
 Non Asset Risk Management Strategic Changes to Level of Service

**Funding Source**

Primary Capital Reserves Secondary

**Budget Impact/Other**

	Prior Yr	23-24	24-25	25-26	26-27	27-28	Unscheduled	Total
Labor							\$	-
Engineering							\$	-
Parts & Supplies		\$ 70,000					\$	70,000
Chemicals							\$	-
Utility							\$	-
Other		\$ 2,500					\$	2,500
<b>Total</b>		<b>\$ 72,500</b>	<b>\$ -</b>	<b>\$ -</b>	<b>\$ -</b>	<b>\$ -</b>	<b>\$ -</b>	<b>\$ 72,500</b>

2 **FY 2023-24 Budget**  
Carmel Area Wastewater District

Project Name: Replacement of Generator at Hacienda PS  
 Dept: Collections  
 Total Cost: \$ 78,500  
 CY Budget \$ 78,500  
 GL Account:

Contact: Lauer  
 Area: Pump Station  
 Asset Type: Pump Station  
 Avg Useful Lif 20 years  
 Est Residual Li 1 year  
 % Consumed L 98  
 Category: Capital Equipment  
 Urgency: 1 = Critical  
 Carry Forward: No

**Asset Description**

The generator at the Hacienda pump station have been in service since 1999. In the event that the utility power supply goes out, the generator supplies electricity until the power is restored. The station requires 240 volt AC, 60 Hz, 100 Amp, 25 kW, 3 phase power. The VacCon or PSTS have been used in the past in the event of need. Bypass pumps are used manhole to manhole.

Year Built: 1999  
 Rehabilitation Date (Extending life of Asset): n/a  
 Rehab Life Extension: n/a  
 Asset Condition Rating: 5

**Justification**

This generator is 23 years old and at the end of their service life. Although still functional, it is recommended they are replaced prior to failure. The generator has been in service for many years and is requiring much more maintenance than in prior years. The block heater has been plagued with issues, the exhaust is worn through the muffler. It is not a quiet generator which generates complaints from neighbors. Parts have become harder to locate and this model has been discontinued. Therefore the investment to replace this necessary component is strongly recommended to bring this system up to par with the systems that are already in service at our other pump stations. The potential for increased sewer hook-ups in the valley could require upsizing this generator. At this time the budget does not account for upsizing.

**Asset Risk Management Strategy**

Capital Improvement Risk Plan Rehabilitation/Replacement  
 Maintenance Risk Management Predictive & Preventative Maintenance  
 Non Asset Risk Management

**Funding Source**

Primary Capital Reserves Secondary

**Budget Impact/Other**

	Prior Yr	23-24	24-25	25-26	26-27	27-28	Unscheduled	Total
Labor		\$ 5,000						\$ 5,000
Engineering								\$ -
Parts & Supplies		\$ 70,000						\$ 70,000
Chemicals								\$ -
Utility								\$ -
Other		\$ 3,500						\$ 3,500
<b>Total</b>		<b>\$ 78,500</b>	<b>\$ -</b>	<b>\$ -</b>	<b>\$ -</b>	<b>\$ -</b>	<b>\$ -</b>	<b>\$ 78,500</b>

**3 FY 2023-24 Budget**  
Carmel Area Wastewater District

Contact: Lauer  
Area: Sewer Lines  
Asset Type: Computer/Network  
Avg Useful Lif 15 years  
Est Residual Li 1 year  
% Consumed L 85  
Category: Capital Equipment  
Urgency: 2 = Very Important  
Carry Forward: No

Project Name: Replace Collections Computerized Maintenance Management System (CMMS)  
Dept: Collections  
Total Cost: \$ 90,000  
CY Budget \$ 90,000  
GL Account:

**Asset Description**

The current CMMS is specifically for the collections system, it is named ICOM and is owned by RedZone Robotics. ICOM is used to store pipeline cleaning and inspection history, as well as produce work orders to hydro clean and CCTV pipelines on a regular schedule set for the each asset.

Year Built: 2007  
Rehabilitation Date (Extending life of Asset): n/a  
Rehab Life Extension: n/a  
Asset Condition Rating: Moderate Deterioration

**Justification**

The ICOM program was purchased by the District in 2007 and was upgraded in 2012. In 2012 the company was purchased by RedZone Robotics who have over the past 8 years stopped upgrading the product and closed the west coast offices for support of the program. Over the past few years the annual cost of the program was \$4,000 but we were informed by RedZone that the annual support will be increasing to \$13K this year. The current standard for CMMS technology is to have GIS based mapping of collection system assets and work orders for each asset that can be accessed through the cloud from a device that has internet capabilities. This will allow our field crews to receive and complete a work order in the field rather than at a computer in the office. ICOM does not do this and RedZone will not be investing in upgrades to ICOM to compete with other available CMMS providers. Due to the increased annual cost and the need to keep up with the basic standards for collection system management, we recommend investing in a new system.

**Asset Risk Management Strategy**

Capital Improvement Risk Plan Rehabilitation/Replacement  
Maintenance Risk Management Predictive & Preventative Maintenance  
Non Asset Risk Management

**Funding Source**

Primary Capital Reserves Secondary

**Budget Impact/Other**

	Prior Yr	23-24	24-25	25-26	26-27	27-28	Unscheduled	Total
Labor							\$	-
Engineering							\$	-
Parts & Supplies		\$ 90,000					\$	90,000
Chemicals							\$	-
Utility							\$	-
Other							\$	-
<b>Total</b>		<b>\$ 90,000</b>	<b>\$ -</b>		<b>\$ -</b>	<b>\$ -</b>	<b>\$ -</b>	<b>\$ 90,000</b>

**4 FY 2023-24 Budget**  
Carmel Area Wastewater District

Project Name: Replace Collection Superintendent Truck (#17)  
 Dept: Collections  
 Total Cost: \$ 60,000  
 CY Budget \$ 60,000  
 GL Account:

Contact: Lauer  
 Area: Vehicle  
 Asset Type: Vehicle Fleet  
 Avg Useful Lif: 15 years  
 Est Residual Li: 1 year  
 % Consumed L: 90  
 Category: Capital Equipment  
 Urgency: 3 = Important  
 Carry Forward: No

**Asset Description**

Chevy 4X4 truck (Unit #17) primary use as the Collection Superintendent's vehicle with a dual purpose of employee conference vehicle. This vehicle was purchased in 2009 and currently has 105,106 miles on it.

Year Built: 2009  
 Rehabilitation Date (Extending life of Asset): n/a  
 Rehab Life Extension: n/a  
 Asset Condition Rating: Moderate Deterioration

**Justification**

Replacement of the 2009 Chevy 4x4 (Unit #17) which currently has 105,106 miles on it. This truck is the Collections Superintendent truck as well as the main vehicle for transportation of the Collection staff to/from conferences and training. Staff is looking to replace this vehicle with a fully electric truck (EV). In 2020 California passed a ban on the sale of gas and diesel powered vehicle by 2035. With rising fuel cost and the industry shift to Electric Vehicles staff believes that the time for the District to start moving to a EV fleet is now. The state and local air board both offer incentives for purchasing zero emission vehicles. The current vehicle storage bay has sufficient electrical outlets to charge the vehicle. The possibility of charging from the micro-turbine with minor electrical upgrade would make this vehicle a zero energy cost to operate, zero emissions and reuse of digester gas. This make for a win for the environment and lower operating cost for the District.

**Asset Risk Management Strategy**

Capital Improvement Risk Plan Rehabilitation/Replacement  
 Maintenance Risk Management Predictive & Preventative Maintenance  
 Non Asset Risk Management

**Funding Source**

Primary Capital Reserves Secondary

**Budget Impact/Other**

	Prior Yr	23-24	24-25	25-26	26-27	27-28	Unscheduled	Total
Labor							\$	-
Engineering							\$	-
Parts & Supplies			\$ 60,000				\$	60,000
Chemicals							\$	-
Utility							\$	-
Other							\$	-
<b>Total</b>		\$ -	\$ 60,000	\$ -	\$ -	\$ -	\$ -	\$ 60,000

**CARMEL AREA WASTEWATER DISTRICT TREATMENT PLANT  
LONG TERM CAPITAL PROJECTS - FY 2023/24 - 2037/38**

Item #	Project Number	PROJECT	Estimated Prior Spent Thru 22/23	23/24	24/25	25/26	26/27	27/28	28/29	29/30	30/31	31/32	32/33	33/34	34/35	35/36	36/37	37/38	Unscheduled	Total
<b>PLANNED PROJECTS</b>																				
1	18-01	WWTP Elec/Mech Rehab & Sludge Holding Tank Replace Design (2.7% Reclamation)	\$899,695																	\$0
		WWTP Elec/Mech Rehab & Sludge Holding Tank Replace Project Construction (2.7% Reclamation)	\$5,800,000	\$2,091,500																\$2,091,500
		WWTP Elec/Mech Rehab & Sludge Holding Tank Project SCADA Programming	\$75,000	\$100,000																\$100,000
		WWTP Elec/Mech Rehab & Sludge Holding Const Mgmt and ESDC (2.7% Reclamation)	\$800,000	\$200,000																\$200,000
		WWTP Elec/Mech Rehab & Sludge Holding Project O&M Manual (2.7% Reclamation)		\$50,000																\$50,000
2	19-21	Carmel River FREE Mitigation Project (Funded by Grants/County, See Below)*	\$0	\$0	\$0															\$0
3	22-03	Main Potable Water and Gas Main Replacement (5.5% Collections)	\$50,000	\$300,000	\$950,000															\$1,250,000
4	19-18	Perimeter Fencing	\$83,000	\$275,000																\$275,000
5		Fish Passage on CAWD Sewer Crossing on the Carmel River		\$30,000																\$30,000
6	22-06	Vactor Truck Unloading Station (100% Collections)	\$104,950	\$400,000																\$400,000
7		Artificial Intelligence Pilot Project		\$75,000																\$75,000
8		Plant Paving and Vault Lids		\$400,000																\$400,000
9		Plant Landscaping			\$150,000															\$150,000
10		Outfall Cathodic Protection Anode Bed and Rectifier Replacement			\$60,000	\$150,000														\$210,000
11	18-28	WWTP Perimeter Tree Planting	\$5,020		\$75,000	\$50,000														\$125,000
12	22-04	Plant Bridge Retrofit Project			\$150,000	\$150,000	\$200,000	\$800,000												\$1,300,000
13		Digester No. 1 - Rehabilitation			\$150,000	\$760,000														\$910,000
14		Replace Older Turblex Blower					\$530,000													\$530,000
15		Influent Pump Station Wet Well Repairs					\$300,000													\$300,000
16		Office Trailer Replacements					\$50,000	\$300,000												\$350,000
17		Lagoon Crossing Rehabilitation							\$500,000											\$500,000
18		Ocean Outfall Rehabilitation								\$1,000,000										\$1,000,000
19		Next Generation PLC/SCADA Upgrades Phase 1											\$1,000,000							\$1,000,000
20		Septage Waste Receiving Station																	\$1,000,000	\$1,000,000
21		Sea Level Rise Flood Mitigation																	Unknown	Unknown
<b>PROCESS AREA REHABILITATION AND MAINTENANCE PROJECTS</b>																				
22		Misc. Yard Piping Rehab and Maintenance Projects							\$90,000	\$90,000	\$90,000	\$90,000	\$90,000	\$90,000	\$90,000	\$90,000	\$90,000	\$90,000		\$900,000
23		Influent/Headworks/Primary Rehab and Maintenance Projects							\$100,000	\$100,000	\$100,000	\$100,000	\$100,000	\$100,000	\$100,000	\$100,000	\$100,000	\$100,000		\$1,000,000
24		EQ/Blowers/Aeration/Secondary Rehab and Maintenance Projects (Partial Reclamation)							\$200,000	\$200,000	\$200,000	\$200,000	\$200,000	\$200,000	\$200,000	\$200,000	\$200,000	\$200,000		\$2,000,000
25		Chlorination/Dechlorination/Effluent Rehab and Maintenance Projects (Partial Reclamation)							\$100,000	\$100,000	\$100,000	\$100,000	\$100,000	\$100,000	\$100,000	\$100,000	\$100,000	\$100,000		\$1,000,000
26		DAFT/Digestion/Dewatering Rehab and Maintenance Projects (Partial Reclamation)							\$100,000	\$100,000	\$100,000	\$100,000	\$100,000	\$100,000	\$100,000	\$100,000	\$100,000	\$100,000		\$1,000,000
<b>CAPITAL PROJECTS TOTAL</b>			\$7,817,665	\$3,921,500	\$1,535,000	\$1,110,000	\$1,080,000	\$1,100,000	\$590,000	\$1,090,000	\$1,590,000	\$590,000	\$590,000	\$1,590,000	\$590,000	\$590,000	\$590,000	\$590,000	\$1,000,000	\$18,146,500
<b>*ESTIMATED GRANT/COUNTY FUNDING</b>			\$750,000		\$3,500,000	\$3,500,000														\$7,000,000
<b>TOTAL FUNDING</b>			\$8,567,665	\$3,921,500	\$5,035,000	\$4,610,000	\$1,080,000	\$1,100,000	\$590,000	\$1,090,000	\$1,590,000	\$590,000	\$590,000	\$1,590,000	\$590,000	\$590,000	\$590,000	\$590,000	\$1,000,000	\$25,146,500
<b>ESTIMATED RECLAMATION SHARE</b>			\$202,492	\$63,221	\$0	\$0	\$0	\$0	\$60,000	\$60,000	\$60,000	\$60,000	\$60,000	\$60,000	\$60,000	\$60,000	\$60,000	\$60,000		\$663,221
<b>ESTIMATED PBCSD SHARE (1)</b>			\$2,535,853	\$1,146,113	\$493,756	\$369,630	\$359,640	\$366,300	\$176,490	\$342,990	\$509,490	\$176,490	\$176,490	\$509,490	\$176,490	\$176,490	\$176,490	\$176,490	\$333,000	\$5,821,932
<b>ESTIMATED CAWD COST</b>			\$5,079,320	\$2,712,167	\$1,041,244	\$740,370	\$720,360	\$733,700	\$353,510	\$687,010	\$1,020,510	\$353,510	\$353,510	\$1,020,510	\$353,510	\$353,510	\$353,510	\$353,510	\$667,000	\$11,661,347
(1) PBCSD to pay 1/3 of costs after Reclamation, Collections, or Grant funding portion is deducted, unless otherwise noted.																				
<b>TECHNICAL STUDIES (EXPENSED TO O&amp;M Acct# 5500 - SHOWN HERE FOR PLANNING PURPOSES)</b>																				
27		Coastal Hazards Monitoring Plan	\$0	\$25,000	\$25,000	\$25,000	\$25,000	\$25,000	\$25,000	\$25,000	\$25,000	\$25,000	\$25,000	\$25,000	\$25,000	\$25,000	\$25,000	\$25,000		\$375,000
28		Coastal Hazards Response Plan	\$251,709	\$100,000	\$100,000	\$100,000	\$100,000	\$100,000	\$100,000	\$100,000	\$100,000	\$100,000	\$100,000	\$100,000	\$100,000	\$100,000	\$100,000	\$100,000		\$1,500,000
29		Miscellaneous Technical Studies	\$0	\$125,000	\$125,000	\$125,000	\$125,000	\$125,000	\$125,000	\$125,000	\$125,000	\$125,000	\$125,000	\$125,000	\$125,000	\$125,000	\$125,000	\$125,000		\$1,875,000
<b>TOTAL TECHNICAL STUDIES</b>			\$251,709	\$250,000	\$250,000	\$250,000	\$250,000	\$250,000	\$250,000	\$250,000	\$250,000	\$250,000	\$250,000	\$250,000	\$250,000	\$250,000	\$250,000	\$250,000	\$0	\$3,750,000

1 **FY 2023-24 Budget**  
Carmel Area Wastewater District

Project Name: **WWTP - Elec/Mech Rehab & Sludge Holding Tank Replacement Project**  
Dept.: Treatment  
5 yr. Cap Projection: \$ 2,441,500  
CY Budget \$ 2,441,500

Contact: Treanor  
Area: Various  
Asset Type: Various  
Avg Useful Life: Various  
Est Residual Life: Various  
% Consumed Life: N/A  
Category: Capital Improvement  
Urgency: 3 = Important  
Carry Forward: No

**Project Description**

This project is a multi-area project at the WWTP aimed at improving reliability of equipment in the Influent Pump Station, Headworks, 3W/Chlorine Analyzer Building, Effluent Building and Sludge Storage Tank. Most of the work involves replacing aged equipment electrical and mechanical work in existing buildings.

Influent Building - Replacement of existing Motor Control Center (MCC) and electrical/controls equipment. Replacement of 1 Influent pump with 2 smaller pumps.

Headworks Building - Replacement of existing Motor Control Center (MCC) and electrical/controls equipment. Replacement of existing auger screen with articulating rake screens. Replacement of existing grit tank collector mechanism in kind.

3W/Chlorine Analyzer Building - Replacement of existing Motor Control Center (MCC) and electrical/controls equipment.

Effluent Building - Replacement of existing Motor Control Center (MCC) and electrical/controls equipment. Replacement of motors on existing Effluent Pumps.

Sludge Holding Tank - Demolition of three old digesters/sludge holding tanks and replacement with one new sludge holding tank. Work in this area includes piping demolition for piping associated with old tanks.

Year Built: 1930s, 1950s, 1970s, 1980s  
Rehabilitation Date (Extending life of Asset): Various  
Rehab Life Extension: Various  
Asset Condition Rating: Various

**Justification**

This project was developed to mitigate business risk based on Kennedy/Jenks Phase 2 asset management risk assessment. The project is highly focused on electrical systems that are well past their useful life and are critical to operations. The sludge holding tank work is to address the fact that the current sludge holding tank was built in the 1930s and is past its useful life. Three existing sludge tanks that no longer meet seismic code will be removed and one new tank will be installed.

Reclamation Share is for the Lab standby power feeder and for the electrical work associated with the brine effluent pump in the Effluent Building.

**Risk Management Strategy**

Capital Improvement Strategy: Plant Rehabilitation/Replacement  
Maintenance Strategy: Corrective Maintenance  
Non Asset Strategy:

**Funding Source**

Primary Capital Budget Secondary  
2.7% Reclamation

**Budget Impact/Other**

	Estimated Cumulative Thru FY22-23	23-24	24-25	25-26	26-27	27-28	Total
Labor	\$ 2,900,000	\$ 1,045,750					\$ 1,045,750
Engineering	\$ 1,699,695	\$ 200,000					\$ 200,000
Parts & Supplies	\$ 2,900,000	\$ 1,045,750					\$ 1,045,750
Chemicals							\$ -
Utility							\$ -
Other	\$ 75,000	\$ 150,000					\$ 150,000
							\$ -
<b>Total</b>	<b>\$ 7,574,695</b>	<b>\$ 2,441,500</b>	<b>\$ -</b>	<b>\$ -</b>	<b>\$ -</b>	<b>\$ -</b>	<b>\$ 2,441,500</b>

2 **FY 2023-24 Budget**  
Carmel Area Wastewater District

Contact: Treanor  
Area Outfall

Project Name: **Carmel River FREE Mitigation Project (Funded by Grants/County, See Below)\***  
 Dept.: Treatment  
 5 yr. Cap Projection: \$0\* \*Note that cost of project is estimated at approximately \$7 Million.  
 CY Budget \$0\* Project is being financed thru grant funds provided by County of Monterey.

Asset Type: Structure  
 Avg Useful Life: Over 50 years  
 Est Residual Life: N/A  
 % Consumed Life: N/A  
 Category: CEQA Mitigation  
 Urgency: 3 = Important  
 Carry Forward: No

**Project Description**

Project to underground CAWD pipelines under the lagoon to mitigate impacts from the Monterey County flood control project (Carmel River FREE). The project will be financed as part of the Carmel River FREE Project. Currently the grant from the Coastal Conservancy is paying all CAWD labor costs during the engineering/environmental/permitting stage.

Year Built: Various  
 Rehabilitation Date (Extending life of Asset): N/A  
 Rehab Life Extension: N/A  
 Asset Condition Rating: N/A

**Justification**

Required mitigation for the Monterey County flood control project (Carmel River FREE).

**Risk Management Strategy**

Capital Improvement Strategy: CEQA Mitigation  
 Maintenance Strategy:  
 Non Asset Strategy:

**Funding Source**

Primary Monterey County - FEMA/OES Grant Secondary

**Budget Impact/Other**

	Estimated Cumulative Thru FY22-23	23-24	24-25	25-26	26-27	27-28	Total
Labor	\$0	\$0	\$0	\$0		\$	-
Engineering	\$0	\$0	\$0	\$0		\$	-
Parts & Supplies	\$0	\$0	\$0	\$0		\$	-
Chemicals	\$0	\$0	\$0	\$0		\$	-
Utility	\$0	\$0	\$0	\$0		\$	-
Other	\$0	\$0	\$0	\$0		\$	-
<b>Total</b>	<b>\$ -</b>	<b>\$ -</b>	<b>\$ -</b>	<b>\$ -</b>	<b>\$ -</b>	<b>\$ -</b>	<b>\$ -</b>

3 **FY 2023-24 Budget**  
Carmel Area Wastewater District

Contact: Treanor  
Area Yard Piping  
Asset Type: Pipe (Misc.)  
Avg Useful Life: Over 50 years  
Est Residual Life: Unknown  
% Consumed Life: Unknown  
Category: Maintenance  
Urgency: 4 = Less Important  
Carry Forward: No

Project Name: **Main Potable Water and Gas Main Replacement (5.5% Collections)**  
Dept.: Treatment  
5 yr. Cap Projection: \$ 1,250,000  
CY Budget \$ 300,000

**Project Description**

The potable water and natural gas feed into the plant currently go through the existing under river encasement. These pipes are about 40 years old and the condition is unknown. The natural gas pipe is Schedule 80 PVC and is not to current code. The project will begin with an evaluation of alternatives for reinstalling new pipelines either under the river or along the plant road to Hwy 1.

Year Built: 1980s  
Rehabilitation Date (Extending life of Asset): N/A  
Rehab Life Extension: N/A  
Asset Condition Rating: Unknown

**Justification**

The potable water and natural gas utility lines entering the plant are critical to the day to day operations at the WWTP. The natural gas line is used as a supplemental heat source for digester thermophilic heating, and the potable water is used for hand washing which is a critical part of employee health and safety. If either pipe were to fail under or adjacent to the river it would be extremely difficult to repair in a timely manner, and most likely new lines would need to be installed.

**Risk Management Strategy**

Capital Improvement Strategy: Plant Rehabilitation/Replacement  
Maintenance Strategy:  
Non Asset Strategy:

**Funding Source**

Primary Capital Budget Secondary

**Budget Impact/Other**

	Estimated Cumulative Thru FY22-23	23-24	24-25	25-26	26-27	27-28	Total
Labor			\$ 400,000			\$ 400,000	\$ 400,000
Engineering & Environmental	\$ 300,000	\$ 150,000				\$ 450,000	\$ 450,000
Parts & Supplies		\$ 400,000				\$ 400,000	\$ 400,000
Chemicals						\$ -	\$ -
Utility						\$ -	\$ -
Other						\$ -	\$ -
<b>Total</b>	<b>\$ -</b>	<b>\$ 300,000</b>	<b>\$ 950,000</b>	<b>\$ -</b>	<b>\$ -</b>	<b>\$ -</b>	<b>\$ 1,250,000</b>



4 **FY 2023-24 Budget**  
Carmel Area Wastewater District

Contact: Treanor  
Area Misc. Structures

Project Name: **Perimeter Fencing**  
Dept.: Treatment  
5 yr. Cap Projection: \$ 275,000  
CY Budget \$ 275,000

Asset Type: Structure  
Avg Useful Life: 40 years  
Est Residual Life: 0 years  
% Consumed Life: 100%  
Category: Maintenance  
Urgency: 4 = Less Important  
Carry Forward: No

**Project Description**

Fencing around the Treatment Plant facility has deteriorated and is failing in multiple locations. This project would replace the fencing around the entire perimeter of the Treatment Plant with 8' chain link.

Year Built: 1970s  
Rehabilitation Date (Extending life of Asset): N/A  
Rehab Life Extension: N/A  
Asset Condition Rating: 8

**Justification**

This work is necessary to maintain security of the WWTP site.

**Risk Management Strategy**

Capital Improvement Strategy:  
Maintenance Strategy: Corrective Maintenance  
Non Asset Strategy:

**Funding Source**

Primary Capital Budget Secondary

**Budget Impact/Other**

	Estimated Cumulative Thru FY22-23	23-24	24-25	25-26	26-27	27-28	Total
Labor	\$	50,000				\$	50,000
Engineering & Environmental	\$	75,000				\$	75,000
Parts & Supplies	\$ 3,000	\$ 150,000				\$	150,000
Chemicals						\$	-
Utility						\$	-
Other						\$	-
Total	\$ 3,000	\$ 275,000	\$ -	\$ -	\$ -	\$ -	\$ 275,000

5 **FY 2023-24 Budget**  
Carmel Area Wastewater District

Contact: Treanor  
Area River Crossing

Project Name: **Fish Passage on CAWD Sewer Crossing on the Carmel River**

Dept.: Treatment

5 yr. Cap Projection: \$ 30,000  
CY Budget \$ 30,000

Asset Type: Pipe (Misc.)  
Avg Useful Life: Over 50 years  
Est Residual Life:  
% Consumed Life: 0%  
Category: Capital Improvement  
Urgency: 3 = Important  
Carry Forward: No

**Project Description**

To improve adult upstream steelhead migration opportunities by installing a 6 - 12 inch curb at the downstream face of the concrete crossing to increase flow depth over the slab. Flow depth is the most significant obstacle to adult upstream passage and also contributes to predation of adults and juvenile. One or more narrow openings would be left between segments of curb to concentrate flow and attract fish at the location with the lowest jump height. This option would slightly increase the required jump height but would still be passable under most flow conditions. It also addresses velocity and depth criteria.

Year Built: n/a

Rehabilitation Date (Extending life of Asset): n/a

Rehab Life Extension: 30

Asset Condition Rating: 1 New or Excellent Condition

**Justification**

Waterways Consulting performed an assessment of fish passage conditions over the Carmel River sewer pipeline crossing. The crossing was identified by Trout Unlimited as a potential temporal barrier to upstream fish passage due to a hydraulic drop and the shallow flow depth conditions observed at the concrete structure. NOAA (2016) estimates that the typical upstream passage window and spawning season for adult salmonids is from January to April. Year-round passage is assumed to be desired for juveniles and rearing fish within the lower Carmel River system. Passage conditions at the crossing are driven by the relationships between the Carmel River lagoon water surface elevation, the geometry of the sewer crossing, river flow, and physical conditions of the river downstream of the crossing. The crossing pipeline presents a temporal violation of applicable design standards for jump height, velocity and flow depth. The degree of non-compliance varies in magnitude and duration as a function of river and lagoon conditions at different times of the year.

**Risk Management Strategy**

Capital Improvement Strategy:

Maintenance Strategy:

Non Asset Strategy: Strategic Changes to Level of Service

**Funding Source**

Primary Capital Budget Secondary

**Budget Impact/Other**

	Estimated Cumulative Thru FY22-23	23-24	24-25	25-26	26-27	27-28	Total
Labor		\$5,000				\$	5,000
Engineering						\$	-
Parts & Supplies		\$25,000				\$	25,000
Chemicals						\$	-
Utility						\$	-
Other						\$	-
						\$	-
<b>Total</b>	<b>\$ -</b>	<b>\$ 30,000</b>	<b>\$ -</b>	<b>\$ -</b>	<b>\$ -</b>	<b>\$ -</b>	<b>\$ 30,000</b>

6 **FY 2023-24 Budget**  
Carmel Area Wastewater District

Contact: Treanor  
Area Sewer Lines

Project Name: **Vector Truck Unloading Station (100% Collections)**  
Dept.: Treatment  
5 yr. Cap Projection: \$ 400,000  
CY Budget \$ 400,000

Asset Type: Structure  
Avg Useful Life: Over 50 years  
Est Residual Life:  
% Consumed Life: 0%  
Category: Capital Improvement  
Urgency: 3 = Important  
Carry Forward: No

**Project Description**

Construction of a dedicated vector unloading station at the WWTP. The station would be a washout bay with drainage where the District could unload vector waste and remove liquid residuals prior to disposal at the landfill.

Year Built: N/A  
Rehabilitation Date (Extending life of Asset): N/A  
Rehab Life Extension: N/A  
Asset Condition Rating: Various

**Justification**

The Collections Department uses their Vector Truck to clean sewer lines. The Vector Truck vacuums the solids removed during cleaning. The solids are ultimately disposed of at the landfill but first they are transported to the WWTP and transferred into a dumpster for disposal. There is currently not a dedicated and engineered station for the waste transferring to occur.

**Risk Management Strategy**

Capital Improvement Strategy: Plant Rehabilitation/Replacement  
Maintenance Strategy:  
Non Asset Strategy:

**Funding Source**

Primary Capital Budget Secondary

**Budget Impact/Other**

	Estimated Cumulative Thru FY22-23	23-24	24-25	25-26	26-27	27-28	Total
Labor		\$ 200,000				\$ 200,000	\$ 200,000
Engineering	\$104,950					\$ -	\$ -
Parts & Supplies		\$ 200,000				\$ 200,000	\$ 200,000
Chemicals						\$ -	\$ -
Utility						\$ -	\$ -
Other						\$ -	\$ -
<b>Total</b>	<b>\$ 104,950</b>	<b>\$ 400,000</b>	<b>\$ -</b>	<b>\$ -</b>	<b>\$ -</b>	<b>\$ -</b>	<b>\$ 400,000</b>

**FY 2023-24 Budget**  
Carmel Area Wastewater District

Project Name: **Artificial Intelligence Pilot Project**  
Dept.: Treatment  
5 yr. Cap Projection: \$ 150,000  
CY Budget \$ 150,000

Contact: Treanor  
Area WWTP  
Asset Type: SCADA  
Avg Useful Life: 40 years  
Est Residual Life: 0 years  
% Consumed Life: 100%  
Category: Capital Improvement  
Urgency: 4 = Less Important  
Carry Forward: No

**Project Description**

This project will start CAWD on a path to using artificial intelligence algorithms for SCADA monitoring and control. It is proposed that the pilot project be focused on "Anomaly Detection". Anomaly detection algorithms can detect outliers in SCADA data to alert operations staff of any parameter in SCADA that is outside a statistically normal range. For the WWTP process, this would include not only single variate anomalies, but also multivariate anomalies to detect changes in relationships between measurement parameters. In addition, as part of this project some new data would be brought into SCADA including motor amps from VFDs to enhance condition monitoring of pumps.

CAWD staff has never implemented an anomaly detection algorithm, and so there will be a steep learning curve. It may be beneficial to seek out a consultant to help guide the process who has experience implementing such technology.

A new computer would be purchased to run Artificial Intelligence programs in a sandbox approach during the pilot project. This computer would run the anomaly detection algorithm using SCADA Historian data, and would alert staff of SCADA data anomalies. The computer would have dedicated processing power necessary for running AI Algorithms. Alternatively, a subscription to a Machine Learning cloud service, such as Microsoft Azure, also is an option to consider with cost of \$0.32 per 1000 data points analyzed.

Year Built: N/A  
Rehabilitation Date (Extending life of Asset): N/A  
Rehab Life Extension: N/A  
Asset Condition Rating: N/A

**Justification**

Artificial intelligence technology has the potential to improve prediction of pending failures in equipment and processes thus improving reliability.

**Risk Management Strategy**

Capital Improvement Strategy:  
Maintenance Strategy:  
Non Asset Strategy:

**Funding Source**

Primary                      Capital Budget    Secondary

**Budget Impact/Other**

	Estimated Cumulative Thru FY22-23	23-24	24-25	25-26	26-27	27-28	Total
Labor		\$ 125,000				\$	125,000
Engineering						\$	-
Parts & Supplies		\$ 25,000				\$	25,000
Chemicals						\$	-
Utility						\$	-
Other						\$	-
Total	\$ -	\$ 150,000	\$ -	\$ -	\$ -	\$ -	\$ 150,000

8 **FY 2023-24 Budget**  
Carmel Area Wastewater District

Contact: Treanor  
Area Misc. Structures  
Asset Type: Various  
Avg Useful Life: Various  
Est Residual Life: Various  
% Consumed Life: Various  
Category: Maintenance  
Urgency: 4 = Less Important  
Carry Forward: No

Project Name: **Plant Paving and Vault Lids**  
Dept.: Treatment  
5 yr. Cap Projection: \$ 400,000  
CY Budget \$ 400,000

**Project Description**

Repaving inside the treatment plant grounds. Replacement of failing vault lids in various locations.

Year Built: Various  
Rehabilitation Date (Extending life of Asset):  
Rehab Life Extension:  
Asset Condition Rating: Various

**Justification**

The WWTP paved areas are used for vehicle and equipment movement around the plant, pavement needs to be maintained to provide for safe and efficient movement around the WWTP. There are numerous vault lids in paved and unpaved areas that have broken hinges and therefore are unsafe to open and close to do inspections and operations work.

**Risk Management Strategy**

Capital Improvement Strategy:  
Maintenance Strategy: Corrective Maintenance  
Non Asset Strategy:

**Funding Source**

Primary Capital Budget Secondary

**Budget Impact/Other**

	Estimated Cumulative Thru FY22-23	23-24	24-25	25-26	26-27	27-28	Total
Labor	\$ 200,000					\$ 200,000	\$ 200,000
Engineering						\$ -	\$ -
Parts & Supplies	\$ 200,000					\$ 200,000	\$ 200,000
Chemicals						\$ -	\$ -
Utility						\$ -	\$ -
Other						\$ -	\$ -
Total	\$ -	\$ 400,000	\$ -	\$ -	\$ -	\$ -	\$ 400,000

9 **FY 2023-24 Budget**  
Carmel Area Wastewater District

Contact: Treanor  
Area WWTP

Project Name: **Plant Landscaping**  
Dept.: Treatment  
5 yr. Cap Projection: \$ 150,000  
CY Budget \$ -

Asset Type: Landscaping  
Avg Useful Life: 40 years  
Est Residual Life: 0 years  
% Consumed Life: 100%  
Category: Capital Improvement  
Urgency: 4 = Less Important  
Carry Forward: No

**Project Description**

The front entrance area to the Treatment Plant is not landscaped. The entrance to the WWTP could benefit from aesthetic improvements. CAWD gets many visitors who go on tours and it is desirable to provide a positive impression visually at the front of the WWTP. This would be accomplished by improving the landscaping at the front part of the plant where visitors enter.

Year Built: N/A  
Rehabilitation Date (Extending life of Asset): N/A  
Rehab Life Extension: N/A  
Asset Condition Rating: 8

**Justification**

Show pride of ownership of the WWTP and increase the positive impression to visitors of the WWTP.

**Risk Management Strategy**

Capital Improvement Strategy: Plant Rehabilitation/Replacement  
Maintenance Strategy:  
Non Asset Strategy:

**Funding Source**

Primary Capital Budget Secondary

**Budget Impact/Other**

	Estimated Cumulative Thru FY22-23	23-24	24-25	25-26	26-27	27-28	Total
Labor		\$	100,000			\$	100,000
Engineering						\$	-
Parts & Supplies		\$	50,000			\$	50,000
Chemicals						\$	-
Utility						\$	-
Other						\$	-
<b>Total</b>	<b>\$ -</b>	<b>\$ -</b>	<b>\$ 150,000</b>	<b>\$ -</b>	<b>\$ -</b>	<b>\$ -</b>	<b>\$ 150,000</b>

10 **FY 2023-24 Budget**  
Carmel Area Wastewater District

Contact: Treanor

Area Yard Piping

Asset Type: Pipe (Process Buried)

Avg Useful Life: Over 50 years

Est Residual Life: 25 years

% Consumed Life: 50%

Category: Maintenance

Urgency: 3 = Important

Carry Forward: No

Project Name: **Outfall Cathodic Protection Anode Bed and Rectifier Replacement**

Dept.: Treatment

5 yr. Cap Projection: \$ 130,000

CY Budget \$ -

**Project Description**

Replacement of the sacrificial anodes and associated rectifier equipment located at the WWTP Effluent building that currently provides cathodic protection for the WWTP Outfall pipe.

Year Built: 1970s, 1980s, 1990s

Rehabilitation Date (Extending life of Asset):

Rehab Life Extension:

Asset Condition Rating: Unknown

**Justification**

The anodes that provide the cathodic protection gradually deteriorate over time as they donate electrons to the pipeline to offset corrosion. The anodes and associated rectifier have been in service for 50 years and the anodes could be gone in the next 10 to 15 years. It is difficult to know exactly when the anodes will completely dissolve and the anodes should not be allowed to completely disappear before replacing them.

**Risk Management Strategy**

Capital Improvement Strategy:

Maintenance Strategy: Preventative Maintenance

Non Asset Strategy:

**Funding Source**

Primary Capital Budget Secondary

**Budget Impact/Other**

	Estimated Cumulative Thru FY22-23	23-24	24-25	25-26	26-27	27-28	Total
Labor				\$ 20,000		\$	20,000
Engineering		\$ 30,000	\$ 50,000		\$	-	80,000
Parts & Supplies			\$ 30,000			\$	30,000
Chemicals						\$	-
Utility						\$	-
Other						\$	-
Total	\$ -	\$ -	\$ 30,000	\$ 100,000	\$ -	\$ -	\$ 130,000

11 **FY 2023-24 Budget**  
Carmel Area Wastewater District

Contact: Treanor  
Area

Project Name: **WWTP Perimeter Tree Planting**  
Dept.: Treatment  
5 yr. Cap Projection: \$ 125,000  
CY Budget \$ -

Asset Type: N/A  
Avg Useful Life: N/A  
Est Residual Life: N/A  
% Consumed Life: N/A  
Category: Capital Improvement  
Urgency: 4 = Less Important  
Carry Forward: No

**Project Description**

Further planning and potential start of implementation of planting new native trees around perimeter of plant in anticipation for potential removal of eucalyptus someday. Costs to implement would include: consultant costs, tree procurement, planting labor, and installation of temporary irrigation.

Year Built: 1970s  
Rehabilitation Date (Extending life of Asset): N/A  
Rehab Life Extension: N/A  
Asset Condition Rating: N/A

**Justification**

The trees surrounding the treatment plant are 40 years old. There is a need to have a long term plan for these trees which could include replacement with native species over the next 20 years to provide an environmental benefit to the surrounding area. Staff currently has a maintenance schedule for trimming the existing eucalyptus which is a costly activity due to the number of trees and the height. Further study is needed to determine best course of action and some early implementation may be warranted. Planning is for salt tolerant trees.

**Risk Management Strategy**

Capital Improvement Strategy: Plant Rehabilitation/Replacement  
Maintenance Strategy:  
Non Asset Strategy:

**Funding Source**

Primary Capital Budget Secondary

**Budget Impact/Other**

	Estimated Cumulative Thru FY22-23	23-24	24-25	25-26	26-27	27-28	Total
Labor		\$	25,000	\$	25,000		\$ 50,000
Engineering		\$	15,000				\$ 15,000
Parts & Supplies		\$	35,000	\$	25,000		\$ 60,000
Chemicals						\$	-
Utility						\$	-
Other	\$5,020					\$	-
Total	\$ 5,020	\$ -	\$ 75,000	\$ 50,000	\$ -	\$ -	\$ 125,000



12 **FY 2023-24 Budget**  
Carmel Area Wastewater District

Contact: Treanor  
Area N/A

Project Name: **Plant Bridge Retrofit Project**  
Dept.: Treatment  
5 yr. Cap Projection: \$ 1,300,000  
CY Budget \$ -

Asset Type: Structure  
Avg Useful Life: Over 50 years  
Est Residual Life: 15 years  
% Consumed Life: 75%  
Category: Maintenance  
Urgency: 5 = Future  
Carry Forward: No

**Project Description**

CAWD owns a pedestrian bridge over the Carmel River that continues to be a valuable asset for staff to access the North side of the river where CAWD maintains our natural gas service and also main trunk system lines. The fact that the bridge is intact after almost 90 years of service with essentially no maintenance is an indication of the quality of the construction. However, the bridge was evaluated by a structural design firm in 2011 and was found to have deficiencies during a large seismic event and vulnerable if it is hit by a large tree during an extreme flood event. If this structure could be rehabilitated it could potentially be used in the future as a pedestrian bridge for potential future coastal scenic walking trails connecting the State Park to Carmel-by-the-Sea.

Year Built: 1930s  
Rehabilitation Date (Extending life of Asset):  
Rehab Life Extension:  
Asset Condition Rating: 7 Significant Deterioration

**Justification**

The bridge over the river is currently of value to the District in terms of access to assets on the North side of the river and also for access to the WWTP from the North if the plant access road is flooded. Maintaining this bridge is possible. Also, there may be value to the community in the future for coastal trails if the bridge was improved for use by the general public.

**Risk Management Strategy**

Capital Improvement Strategy:  
Maintenance Strategy: Corrective Maintenance  
Non Asset Strategy:

**Funding Source**

Primary Capital Budget Secondary

**Budget Impact/Other**

	Estimated Cumulative Thru FY22-23	23-24	24-25	25-26	26-27	27-28	Total
Labor					\$ 350,000	\$ -	-
Engineering			\$150,000	\$150,000	\$ 200,000	\$ 100,000	\$ 500,000
Parts & Supplies					\$ 350,000	\$ -	-
Chemicals						\$ -	-
Utility						\$ -	-
Other						\$ -	-
Total	\$ -	\$ -	\$ 150,000	\$ 150,000	\$ 200,000	\$ 800,000	\$ 1,300,000

13 **FY 2023-24 Budget**  
Carmel Area Wastewater District

Contact: Treanor  
Area Digesters

Project Name: **Digester No. 1 - Rehabilitation**  
Dept.: Treatment  
5 yr. Cap Projection: \$ 910,000  
CY Budget \$ -

Asset Type: Process Equip (Solid)  
Avg Useful Life: Over 50 years  
Est Residual Life: 25 years  
% Consumed Life: 60%  
Category: Maintenance  
Urgency: 3 = Important  
Carry Forward: No

**Project Description**

Digester #1 is one of two digesters which serve the treatment plant. This tank is essential to providing digestion process redundancy. This digester needs maintenance/repairs to improve the condition of the steel cover and the concrete walls. Furthermore, the electrical and mechanical systems associated with the tank mixing process need to be upgraded with new equipment.

Year Built: 1972  
Rehabilitation Date (Extending life of Asset): N/A  
Rehab Life Extension: N/A  
Asset Condition Rating: 7 Significant Deterioration

**Justification**

The Digester tanks are critical for stabilization of sludge before dewatering to meet Class B biosolids disposal regulations. CAWD has two functional primary digesters that are intended as redundant units so that one unit can be taken offline for maintenance without negative impacts to the sludge treatment process. The concrete walls and steel cover exhibit signs of deterioration and should be repaired to improve the condition. Also, the tank mixing equipment and associated electrical is past its useful life and needs to be replaced to keep this tank in reliable operating condition.

**Risk Management Strategy**

Capital Improvement Strategy: Plant Rehabilitation/Replacement  
Maintenance Strategy: Corrective Maintenance  
Non Asset Strategy:

**Funding Source**

Primary Capital Budget Secondary

**Budget Impact/Other**

	Estimated Cumulative Thru FY22-23	23-24	24-25	25-26	26-27	27-28	Total
Labor				\$ 250,000		\$ 250,000	\$ 250,000
Engineering		\$ 150,000	\$ 100,000			\$ 250,000	\$ 250,000
Parts & Supplies			\$ 410,000			\$ 410,000	\$ 410,000
Chemicals						\$ -	\$ -
Utility						\$ -	\$ -
Other						\$ -	\$ -
<b>Total</b>	\$ -	\$ -	\$ 150,000	\$ 760,000	\$ -	\$ -	\$ 910,000

14 **FY 2023-24 Budget**  
Carmel Area Wastewater District

Contact: Treanor  
Area Blower Bldg.

Project Name: **Replace Older Turblex Blower**  
Dept.: Treatment  
5 yr. Cap Projection: \$ 530,000  
CY Budget \$ -

Asset Type: Process Equip (Gas)  
Avg Useful Life: 30 years  
Est Residual Life: 10 years  
% Consumed Life: 66%  
Category: Maintenance  
Urgency: 4 = Less Important  
Carry Forward: No

**Project Description**

Continuous air supply is a critical component for aeration processes within wastewater treatment. A reliable low pressure blower system with full redundancy is essential to provide continuous operation of the critical aeration process. This project will include evaluating installation of a smaller blower, or replacement of the Lamson blower that was installed in the 1970's.

Year Built: 1972, 1992  
Rehabilitation Date (Extending life of Asset):  
Rehab Life Extension:  
Asset Condition Rating: 5 Moderate Deterioration

**Justification**

Two blowers are required to meet equipment redundancy requirements for the aeration process. The new turblex blower was installed in 2017 and serves as the lead/duty blower. The old turblex blower installed in 1997 had previously served as the lead/duty blower reliably for 20 years prior to the new blower being installed in 2017. Improvement of reliability is being planned prior to the new blower reaching 10 years in operating service. If it is determined that energy savings could benefit the District during low flow periods, a smaller blower may be proposed.

**Risk Management Strategy**

Capital Improvement Strategy:  
Maintenance Strategy: Preventative Maintenance  
Non Asset Strategy:

**Funding Source**

Primary Capital Budget Secondary

**Budget Impact/Other**

	Estimated Cumulative Thru FY22-23	23-24	24-25	25-26	26-27	27-28	Total
Labor				\$	100,000	\$	100,000
Engineering						\$	-
Parts & Supplies				\$	430,000	\$	430,000
Chemicals						\$	-
Utility						\$	-
Other						\$	-
Total	\$ -	\$ -	\$ -	\$ -	\$ 530,000	\$ -	\$ 530,000

15 **FY 2023-24 Budget**  
Carmel Area Wastewater District

Contact: Treanor  
Area Influent Building

Project Name: **Influent Pump Station Wet Well Repairs**  
Dept.: Treatment  
5 yr. Cap Projection: \$ 300,000  
CY Budget \$ -

Asset Type: Structure  
Avg Useful Life: Over 50 years  
Est Residual Life: 30 years  
% Consumed Life: 40%  
Category: Maintenance  
Urgency: 3 = Important  
Carry Forward: No

**Project Description**

The influent wet well provides storage during pumping of plant influent to the Headworks. The wet well is subject to corrosive conditions which degrade concrete over time and if left unchecked the corrosion can extend into the rebar which is much more expensive to repair than the outer concrete layer.

Year Built: 1982

Rehabilitation Date (Extending life of Asset):

Rehab Life Extension:

Asset Condition Rating: 5 Moderate Deterioration

**Justification**

The influent wet well is a critical component of the conveyance of the raw wastewater to the treatment system. Repairing the concrete (method will likely be coating) as a preventative maintenance activity avoids degradation of reinforcing steel which would be much more costly to repair and damaging to the structural integrity. This wet well was identified in the asset management risk evaluations as being a candidate for repairs in the near term due to Consequence of Failure and Probability of Failure.

**Risk Management Strategy**

Capital Improvement Strategy:

Maintenance Strategy: Preventative Maintenance

Non Asset Strategy:

**Funding Source**

Primary Capital Budget Secondary

**Budget Impact/Other**

	Estimated Cumulative Thru FY22-23	23-24	24-25	25-26	26-27	27-28	Total
Labor				\$	100,000	\$	100,000
Engineering				\$	100,000	\$	100,000
Parts & Supplies				\$	100,000	\$	100,000
Chemicals						\$	-
Utility						\$	-
Other						\$	-
						\$	-
<b>Total</b>	<b>\$ -</b>	<b>\$ -</b>	<b>\$ -</b>	<b>\$ -</b>	<b>\$ 300,000</b>	<b>\$ -</b>	<b>\$ 300,000</b>

16 **FY 2023-24 Budget**  
Carmel Area Wastewater District

Contact: Treanor  
Area Misc. Structures

Project Name: **Office Trailer Replacements**  
Dept.: Treatment  
5 yr. Cap Projection: \$ 350,000  
CY Budget \$ -

Asset Type: Structure  
Avg Useful Life: 25 years  
Est Residual Life: 5 years  
% Consumed Life: 80%  
Category: Capital Equipment  
Urgency: 5 = Future  
Carry Forward: No

**Project Description**

Staff currently use four mobile trailers for office space at the WWTP. It is anticipated that in about 8 to 10 years these trailers will need to be replaced or undergo extensive repairs due to age.

Year Purchased: 1999, 2009, 2013, 2019      Note: the trailers were not purchased as "New"  
Rehabilitation Date (Extending life of Asset): N/A  
Rehab Life Extension: N/A  
Asset Condition Rating: 5 Moderate Deterioration

**Justification**

About 7 staff members at the WWTP use office trailers as their daily workspace. These trailers are critical for these staff to do their work and so they need to be maintained or replaced. Conceptually, the intent is to use some type of prefabricated building that could be modular in nature (i.e. mobile home trailers, shipping container buildings, or other types of prefab buildings). CAWD would still need to do site work to prep the area for the new buildings (utilities, grading, stairs, etc.).

**Risk Management Strategy**

Capital Improvement Strategy: Plant Rehabilitation/Replacement  
Maintenance Strategy: Corrective Maintenance  
Non Asset Strategy:

**Funding Source**

Primary                      Capital Budget    Secondary

**Budget Impact/Other**

	Estimated Cumulative Thru FY22-23	23-24	24-25	25-26	26-27	27-28	Total
Labor					\$	100,000	\$ 100,000
Engineering					\$50,000	\$ 50,000	\$ 100,000
Parts & Supplies					\$	150,000	\$ 150,000
Chemicals						\$	-
Utility						\$	-
Other						\$	-
Total	\$ -	\$ -	\$ -	\$ -	\$ 50,000	\$ 300,000	\$ 350,000

17 **FY 2023-24 Budget**  
 Carmel Area Wastewater District

Contact: Treanor  
 Area Outfall  
 Asset Type: Various  
 Avg Useful Life: Various  
 Est Residual Life: Various  
 % Consumed Life: Various  
 Category: Maintenance  
 Urgency: 5 = Future  
 Carry Forward: No

Project Name: **Lagoon Crossing Rehabilitation**  
 Dept.: Treatment  
 5 yr. Cap Projection: \$ -  
 CY Budget \$ -

**Project Description**

Potential rehabilitation of Lagoon Crossing Structure to maintain condition. Project may include driving a new set of piles in the lagoon to maintain the existing structure.

Year Built: Various  
 Rehabilitation Date (Extending life of Asset): 2019  
 Rehab Life Extension: N/A  
 Asset Condition Rating: 4

**Justification**

The Outfall Pipeline and Calle La Cruz Forcemain are in acceptable condition. Rehabilitation may be needed in the future and may include driving new piles.

**Risk Management Strategy**

Capital Improvement Strategy:  
 Maintenance Strategy: Preventative Maintenance  
 Non Asset Strategy:

**Funding Source**

Primary Capital Budget Secondary

**Budget Impact/Other**

	29-30	Total
Labor	\$ 200,000	\$ 200,000
Engineering	\$ 50,000	\$ 50,000
Parts & Supplies	\$ 250,000	\$ 250,000
Chemicals	\$ -	-
Utility	\$ -	-
Other	\$ -	-
	\$ -	-
<b>Total</b>	<b>\$ 500,000</b>	<b>\$ 500,000</b>

18 **FY 2023-24 Budget**  
Carmel Area Wastewater District

Contact: Treanor  
Area Outfall

Project Name: **Ocean Outfall Rehabilitation**  
Dept.: Treatment  
5 yr. Cap Projection: \$ 1,000,000  
CY Budget \$ -

Asset Type: Structure  
Avg Useful Life: Over 50 years  
Est Residual Life: 20 years  
% Consumed Life: 60%  
Category: Maintenance  
Urgency: 5 = Future  
Carry Forward: No

**Project Description**

The outfall pipeline in the ocean was installed in the 1970s and has experienced a break only one time - in 2007. That break in the pipeline cost \$647,504 to repair. The cause of the break remains unknown. Repair to the WWTP outfall in the event annual inspections reveal a defect or emergency repair as a result of storm damage. Actual timeframe will depend on ongoing inspections of the outfall. Underwater inspections this past year found no defects.

Year Built: 1970

Rehabilitation Date (Extending life of Asset):

Rehab Life Extension:

Asset Condition Rating: 2

**Justification**

The ocean outfall is a critical asset to the NPDES permit as the diffusion in the outfall is required by the permit to meet the initial dilution requirements. The design of the outfall appears to be very good in that it is bedded on the granite shelf and the ocean-facing side is concrete encased for protection.

**Risk Management Strategy**

Capital Improvement Strategy:

Maintenance Strategy: Corrective Maintenance

Non Asset Strategy:

**Funding Source**

Primary                      Capital Budget    Secondary

**Budget Impact/Other**

		30-31	Total
Labor	\$	300,000	\$ 300,000
Engineering	\$	200,000	\$ 200,000
Parts & Supplies	\$	500,000	\$ 500,000
Chemicals		\$	-
Utility		\$	-
Other		\$	-
		\$	-
<b>Total</b>	<b>\$</b>	<b>1,000,000</b>	<b>\$ 1,000,000</b>

19 **FY 2023-24 Budget**  
 Carmel Area Wastewater District

Contact: Treanor  
 Area Various  
 Asset Type: SCADA  
 Avg Useful Life: 15 years  
 Est Residual Life: 15 years  
 % Consumed Life: 0%  
 Category: Maintenance  
 Urgency: 5 = Future  
 Carry Forward: No

Project Name: **Next Generation PLC/SCADA Upgrades Phase 1**  
 Dept.: Treatment  
 5 yr. Cap Projection: \$ 1,000,000  
 CY Budget \$ -

**Project Description**

Upgrades to PLC and SCADA equipment to keep up with obsolescence of technology. Most likely PLC equipment and SCADA software currently installed will be obsolete in 15 years with newer technology providing better service.

Year Built: 1972  
 Rehabilitation Date (Extending life of Asset): 2019  
 Rehab Life Extension: 25  
 Asset Condition Rating: 2

**Justification**

SCADA software and PLC equipment are critical to the monitoring and operation of the WWTP. These assets can fail and the availability of replacement parts is a driver for replacement as technology changes.

**Risk Management Strategy**

Capital Improvement Strategy: Plant Rehabilitation/Replacement  
 Maintenance Strategy: Predictive & Preventative Maintenance  
 Non Asset Strategy:

**Funding Source**

Primary Capital Budget Secondary

**Budget Impact/Other**

	33-34	Total
Labor	\$ 350,000	\$ 350,000
Engineering	\$ 200,000	\$ 200,000
Parts & Supplies	\$ 450,000	\$ 450,000
Chemicals	\$ -	-
Utility	\$ -	-
Other	\$ -	-
	\$ -	-
<b>Total</b>	<b>\$ 1,000,000</b>	<b>\$ 1,000,000</b>



20 **FY 2023-24 Budget**  
Carmel Area Wastewater District

Project Name: **Septage Waste Receiving Station**  
Dept.: Treatment  
5 yr. Cap Projection: \$ 150,000  
CY Budget \$ -

Contact: Treanor  
Area Misc. Structures  
Asset Type: Various  
Avg Useful Life: Various  
Est Residual Life: N/A  
% Consumed Life: N/A  
Category: Capital Improvement  
Urgency: 5 = Future  
Carry Forward: No

**Project Description**

Construction of a new Wet Waste/Septage receiving station to be located adjacent to the new Digester. Station would be able to receive up to 10,000gal/day (2 tankers of ~ 5,000 gal size) of material and would be injected directly into the Digester to avoid increasing the biological load on the aeration system.

Year Built: N/A  
Rehabilitation Date (Extending life of Asset): N/A  
Rehab Life Extension: N/A  
Asset Condition Rating: N/A

**Justification**

Preliminary design of a septage receiving facility was conducted by Kennedy/Jenks Consultants and it was concluded that the construction of this facility would pay for itself in revenue in about 10 years. Staff feels that this service would be a good source of revenue and will benefit local septic haulers in that they wouldn't have to drive as far to dispose of the waste. Adding a septage receiving facility is not critical to the operation of the treatment plant or to improving reliability. The existing grease receiving station can be utilized for food waste but not for septage. This project can be re-evaluated every couple of years to see if there is merit or desire for CAWD to provide septage receiving.

**Risk Management Strategy**

Capital Improvement Strategy: N/A  
Maintenance Strategy: N/A  
Non Asset Strategy: N/A

**Funding Source**

Primary Capital Budget Secondary

**Budget Impact/Other**

	Estimated Cumulative Thru FY21-22	22-23	23-24	24-25	25-26	26-27	Total
Labor					\$ 50,000	\$ 50,000	
Engineering					\$ 50,000	\$ 50,000	
Parts & Supplies					\$ 50,000	\$ 50,000	
Chemicals						\$ -	
Utility						\$ -	
Other						\$ -	
Total	\$ -	\$ -	\$ -	\$ -	\$ -	\$ 150,000	\$ 150,000

21 **FY 2023-24 Budget**  
 Carmel Area Wastewater District

Contact: Treanor  
 Area WWTP  
 Asset Type: Various  
 Avg Useful Life: 50 years  
 Est Residual Life: Various  
 % Consumed Life: Various  
 Category: Capital Improvement  
 Urgency: 5 = Future  
 Carry Forward: No

Project Name: **Sea Level Rise Flood Mitigation**

Dept.: Treatment

5 yr. Cap Projection: \$ -

CY Budget \$ -

**Project Description**

Some future work to mitigate impacts of climate change. CAWD completed a sea level rise study in 2018 that indicates that the treatment plant will be vulnerable to increased riverine flooding in future days resulting from climate change. The plant has been designed to operate during floods, however if the base flood elevation increases above the current level of protection then improvements would need to be made to mitigate higher flood levels.

Year Built: 1970s - 2010s

Rehabilitation Date (Extending life of Asset):

Rehab Life Extension: N/A

Asset Condition Rating:

**Justification**

Increased riverine flood levels onsite in future extreme sea level rise scenarios could cause NPDES permit violations.

**Risk Management Strategy**

Capital Improvement Strategy: Plant Rehabilitation/Replacement

Maintenance Strategy: Predictive & Preventative Maintenance

Non Asset Strategy:

**Funding Source**

Primary Capital Budget Secondary

**Budget Impact/Other**

	Unknown	Total
Labor	\$ -	-
Engineering	\$ -	-
Parts & Supplies	\$ -	-
Chemicals	\$ -	-
Utility	\$ -	-
Other	\$ -	-
	\$ -	-
Total	<u>Unknown</u>	<u>Unknown</u>

22 **FY 2023-24 Budget**  
Carmel Area Wastewater District

Contact: Treanor  
Area Various  
Asset Type: Pipe (Process Buried)  
Avg Useful Life: Over 50 years  
Est Residual Life: Various  
% Consumed Life: Various  
Category: Maintenance  
Urgency: 3 = Important  
Carry Forward: No

Project Name: **Misc. Yard Piping Rehab and Maintenance Projects**

Dept.: Treatment

5 yr. Cap Projection: \$ -  
CY Budget \$ -

**Project Description**

After inspections of select buried piping segments that have a high consequence of failure, it may be found that the buried pipeline should be rehabilitated. An allowance is estimated for rehabilitation of buried piping in the WWTP.

Buried piping with a high consequence of failure and selected for possible rehabilitation include:

#1 Water Distribution Piping, #3 Water Distribution Piping, Natural Gas Piping, Influent Piping, Secondary Clarifier #1 Effluent Piping, Piping between the Headworks and Primary Clarifiers

Year Built: Various

Rehabilitation Date (Extending life of Asset): Various

Rehab Life Extension: 30

Asset Condition Rating: 5 Moderate Deterioration

**Justification**

Piping level of service to carry fluids, gas or chemicals without leaks or breaks. Leaks and breaks should be proactively mitigated to avoid spills to the environment.

Failure Modes Addressed:

1. Lack of proactive failure mitigation and condition assessment of buried piping.
2. The condition of buried piping is unknown however due to the prevalent corrosion that can occur in wastewater process piping it is likely that condition issues exist in some buried piping.

**Risk Management Strategy**

Capital Improvement Strategy: Plant Rehabilitation/Replacement

Maintenance Strategy: Corrective Maintenance

Non Asset Strategy:

**Funding Source**

Primary Capital Budget Secondary

**Budget Impact/Other**

	28-29	29-30	30-31	31-32	32-33	Total
Labor	\$45,000	\$45,000	\$45,000	\$45,000	\$45,000	\$ 225,000
Engineering					\$	-
Parts & Supplies	\$45,000	\$45,000	\$45,000	\$45,000	\$45,000	\$ 225,000
Chemicals					\$	-
Utility					\$	-
Other					\$	-
<b>Total</b>	<b>\$ 90,000</b>	<b>\$ 90,000</b>	<b>\$ 90,000</b>	<b>\$ 90,000</b>	<b>\$ 90,000</b>	<b>\$ 450,000</b>

23 **FY 2023-24 Budget**  
Carmel Area Wastewater District

Contact: Treanor  
Area: Various  
Asset Type: Various  
Avg Useful Life: Various  
Est Residual Life: Various  
% Consumed Life: Various  
Category: Maintenance  
Urgency: 3 = Important  
Carry Forward: No

Project Name: **Influent/Headworks/Primary Rehab and Maintenance Projects**  
Dept.: Treatment  
5 yr. Cap Projection: \$ -  
CY Budget \$ -

**Project Description**

The Influent/Headwork/Primary provides removal provides influent conveyance of wastewater and removal of settleable solids. To maintain these facilities in good condition will require future investment in rehabilitation and maintenance activities. The exact work is not known at this time. The budget for this maintenance project work is a small percentage of the replacement cost of these assets as developed in the asset management work.

Year Built: Various  
Rehabilitation Date (Extending life of Asset): Various  
Rehab Life Extension: Various  
Asset Condition Rating: Various

**Justification**

Exact project work is not known at this time. Investment in maintenance activities to address condition issues will keep existing infrastructure from degrading and requiring major replacement work.

**Risk Management Strategy**

Capital Improvement Strategy: Plant Rehabilitation/Replacement  
Maintenance Strategy: Predictive & Preventative Maintenance  
Non Asset Strategy:

**Funding Source**

Primary Capital Budget Secondary

**Budget Impact/Other**

	28-29	29-30	30-31	31-32	32-33	Total
Labor	\$50,000	\$50,000	\$50,000	\$50,000	\$50,000	\$ 250,000
Engineering						\$ -
Parts & Supplies	\$50,000	\$50,000	\$50,000	\$50,000	\$50,000	\$ 250,000
Chemicals						\$ -
Utility						\$ -
Other						\$ -
<b>Total</b>	<b>\$ 100,000</b>	<b>\$ 100,000</b>	<b>\$ 100,000</b>	<b>\$ 100,000</b>	<b>\$ 100,000</b>	<b>\$ 500,000</b>

24 **FY 2023-24 Budget**  
Carmel Area Wastewater District

Contact: Treanor  
Area: Various  
Asset Type: Various  
Avg Useful Life: Various  
Est Residual Life: Various  
% Consumed Life: Various  
Category: Maintenance  
Urgency: 3 = Important  
Carry Forward: No

Project Name: **EQ/Blowers/Aeration/Secondary Rehab and Maintenance Projects (Partial Reclamation)**  
Dept.: Treatment  
5 yr. Cap Projection: \$ -  
CY Budget \$ -

**Project Description**

The Blowers/Aeration/Secondary processes provide removal of Biological Oxygen Demand and light settleable solids. To maintain these facilities in good condition will require future investment in rehabilitation and maintenance activities. The exact work is not known at this time. The budget for this maintenance project work is a small percentage of the replacement cost of these assets as developed in the asset management work.

Year Built: Various  
Rehabilitation Date (Extending life of Asset): Various  
Rehab Life Extension: Various  
Asset Condition Rating: Various

**Justification**

Exact project work is not known at this time. Investment in maintenance activities to address condition issues will keep existing infrastructure from degrading and requiring major replacement work.

Reclamation share of work will be dependent on whether portion of work is for the benefit of reclamation production. The Equalization (EQ) system and the nitrification optimization systems which are in this area are associated with Reclamation.

**Risk Management Strategy**

Capital Improvement Strategy: Plant Rehabilitation/Replacement  
Maintenance Strategy: Predictive & Preventative Maintenance  
Non Asset Strategy:

**Funding Source**

Primary Capital Budget Secondary

**Budget Impact/Other**

	28-29	29-30	30-31	31-32	32-33	Total
Labor	\$100,000	\$100,000	\$100,000	\$100,000	\$100,000	\$ 500,000
Engineering					\$	-
Parts & Supplies	\$100,000	\$100,000	\$100,000	\$100,000	\$100,000	\$ 500,000
Chemicals					\$	-
Utility					\$	-
Other					\$	-
<b>Total</b>	<b>\$ 200,000</b>	<b>\$ 200,000</b>	<b>\$ 200,000</b>	<b>\$ 200,000</b>	<b>\$ 200,000</b>	<b>\$ 1,000,000</b>

25 **FY 2023-24 Budget**  
 Carmel Area Wastewater District

Contact: Treanor  
 Area Various  
 Asset Type: Various  
 Avg Useful Life: Various  
 Est Residual Life: Various  
 % Consumed Life: Various  
 Category: Maintenance  
 Urgency: 3 = Important  
 Carry Forward: No

Project Name: **Chlorination/Dechlorination/Effluent Rehab and Maintenance Projects (Partial Reclamation)**  
 Dept.: Treatment  
 5 yr. Cap Projection: \$ -  
 CY Budget \$ -  
 GL Account:

**Project Description**

The Chlorination/Dechlorination/Effluent processes provide disinfection and chlorine residual prior to the Reclamation Microfilters and provide inactivation of viruses and bacteria removal prior to discharge to the environment or to the Reclamation Project. To maintain these facilities in good condition will require future investment in rehabilitation and maintenance activities. The exact work is not known at this time. The budget for this maintenance project work is a small percentage of the replacement cost of these assets as developed in the asset management work.

Year Built: Various  
 Rehabilitation Date (Extending life of Asset): Various  
 Rehab Life Extension: Various  
 Asset Condition Rating: Various

**Justification**

Exact project work is not known at this time. Investment in maintenance activities to address condition issues will keep existing infrastructure from degrading and requiring major replacement work.

Reclamation share of work will be dependent on whether portion of work is for the benefit of reclamation production. The chlorination systems are interconnected between the Secondary Plant and Reclamation.

**Risk Management Strategy**

Capital Improvement Strategy: Plant Rehabilitation/Replacement  
 Maintenance Strategy: Predictive & Preventative Maintenance  
 Non Asset Strategy:

**Funding Source**

Primary Capital Budget Secondary

**Budget Impact/Other**

	28-29	29-30	30-31	31-32	32-33	Total
Labor	\$50,000	\$50,000	\$50,000	\$50,000	\$50,000	\$ 250,000
Engineering					\$	-
Parts & Supplies	\$50,000	\$50,000	\$50,000	\$50,000	\$50,000	\$ 250,000
Chemicals					\$	-
Utility					\$	-
Other					\$	-
<b>Total</b>	<b>\$ 100,000</b>	<b>\$ 100,000</b>	<b>\$ 100,000</b>	<b>\$ 100,000</b>	<b>\$ 100,000</b>	<b>\$ 500,000</b>

26 **FY 2023-24 Budget**  
 Carmel Area Wastewater District

Contact: Treanor  
 Area: Various  
 Asset Type: Various  
 Avg Useful Life: Various  
 Est Residual Life: Various  
 % Consumed Life: Various  
 Category: Maintenance  
 Urgency: 3 = Important  
 Carry Forward: No

Project Name: **DAFT/Digestion/Dewatering Rehab and Maintenance Projects (Partial Reclamation)**  
 Dept.: Treatment  
 5 yr. Cap Projection: \$ -  
 CY Budget \$ -

**Project Description**

The DAFT/Digestion/Dewatering systems provide treatment of sludge and waste streams and removal of solids from the treatment plant. To maintain these facilities in good condition will require future investment in rehabilitation and maintenance activities. The exact work is not known at this time. The budget for this maintenance project work is a small percentage of the replacement cost of these assets as developed in the asset management work.

Year Built: Various  
 Rehabilitation Date (Extending life of Asset): Various  
 Rehab Life Extension: Various  
 Asset Condition Rating: Various

**Justification**

Exact project work is not known at this time. Investment in maintenance activities to address condition issues will keep existing infrastructure from degrading and requiring major replacement work.

Reclamation share of work will be dependent on whether portion of work is for the benefit of reclamation production. The DAFT system is used by the Reclamation Project for treatment of MF Backwash and membrane cleaning waste.

**Risk Management Strategy**

Capital Improvement Strategy: Plant Rehabilitation/Replacement  
 Maintenance Strategy: Predictive & Preventative Maintenance  
 Non Asset Strategy:

**Funding Source**

Primary Capital Budget Secondary

**Budget Impact/Other**

	28-29	29-30	30-31	31-32	32-33	Total
Labor	\$50,000	\$50,000	\$50,000	\$50,000	\$50,000	\$ 250,000
Engineering					\$	-
Parts & Supplies	\$50,000	\$50,000	\$50,000	\$50,000	\$50,000	\$ 250,000
Chemicals					\$	-
Utility					\$	-
Other					\$	-
					\$	-
<b>Total</b>	<b>\$ 100,000</b>	<b>\$ 100,000</b>	<b>\$ 100,000</b>	<b>\$ 100,000</b>	<b>\$ 100,000</b>	<b>\$ 500,000</b>

**FY 2023-24 Budget**  
Carmel Area Wastewater District

Project Name: **Coastal Hazards Monitoring Plan**  
Dept.: Treatment  
5 yr. Cap Projection: See O&M Budget  
CY Budget See O&M Budget

Contact: Treanor  
Area WWTP  
Asset Type: N/A  
Avg Useful Life: N/A  
Est Residual Life: N/A  
% Consumed Life: N/A  
Category: Study  
Urgency: 3 = Important  
Carry Forward: No

**Project Description**

Pending Coastal Commission Direction - The Coastal Hazards Monitoring Plan shall establish the framework and parameters for: 1) regularly monitoring flood and other coastal hazards at the Plant and management responses, 2) identifying how those hazards are impacting and affecting the operations of the Plant, 3) identifying changes necessary to allow continued appropriate and required functioning of the Plant, 4) identifying flood/hazard "triggers" to establish when actions need to be pursued in response to specific flood/hazard events, and 5) evaluating how area and regional projects regarding flood control projects proposed in the vicinity of the WWTP will impact the plant.

Year Built: N/A  
Rehabilitation Date (Extending life of Asset): N/A  
Rehab Life Extension: N/A  
Asset Condition Rating: N/A

**Justification**

This work is being proposed by the California Coastal Commission as part of Coastal Development Permitting

**Risk Management Strategy**

Capital Improvement Strategy:  
Maintenance Strategy:  
Non Asset Strategy: Strategic Changes to Level of Service

**Funding Source**

Primary                      Capital Budget    Secondary

**Budget Impact/Other**

	Estimated Cumulative Thru FY22-23	23-24	24-25	25-26	26-27	27-28	Total
Labor						\$	-
Engineering		\$75,000	\$75,000	\$75,000	\$75,000	\$75,000	\$ 375,000
Parts & Supplies						\$	-
Chemicals						\$	-
Utility						\$	-
Other						\$	-
Total	\$ -	\$ 75,000	\$ 75,000	\$ 75,000	\$ 75,000	\$ 75,000	\$ 375,000



28 **FY 2023-24 Budget**  
Carmel Area Wastewater District

Contact: Treanor  
Area WWTP

Project Name: **Coastal Hazards Response Plan**  
Dept.: Treatment  
5 yr. Cap Projection: See O&M Budget  
CY Budget See O&M Budget

Asset Type: N/A  
Avg Useful Life: N/A  
Est Residual Life: N/A  
% Consumed Life: N/A  
Category: Study  
Urgency: 3 = Important  
Carry Forward: No

**Project Description**

Per Coastal Commission - A response plan shall build upon the sea level rise work already completed, and the coastal hazards monitoring. This study shall compare the costs and benefits of maintaining the WWTP in its current location vs relocating the treatment facilities and look at alternatives for relocation.

Year Built: N/A  
Rehabilitation Date (Extending life of Asset): N/A  
Rehab Life Extension: N/A  
Asset Condition Rating: N/A

**Justification**

This work is being proposed by the California Coastal Commission as part of Coastal Development Permitting

**Risk Management Strategy**

Capital Improvement Strategy:  
Maintenance Strategy:  
Non Asset Strategy: Strategic Changes to Level of Service

**Funding Source**

Primary                      Capital Budget    Secondary

**Budget Impact/Other**

	Estimated Cumulative Thru FY22-23	23-24	24-25	25-26	26-27	27-28	Total
Labor						\$	-
Engineering	\$251,709	\$100,000	\$100,000	\$100,000	\$100,000	\$100,000	\$ 500,000
Parts & Supplies						\$	-
Chemicals						\$	-
Utility						\$	-
Other						\$	-
						\$	-
<b>Total</b>	<b>\$ 251,709</b>	<b>\$ 100,000</b>	<b>\$ 100,000</b>	<b>\$ 100,000</b>	<b>\$ 100,000</b>	<b>\$ 100,000</b>	<b>\$ 500,000</b>

29 **FY 2023-24 Budget**  
Carmel Area Wastewater District

Contact: Treanor  
Area WWTP

Project Name: **Miscellaneous Technical Studies**  
Dept.: Treatment  
5 yr. Cap Projection: See O&M Budget  
CY Budget See O&M Budget

Asset Type: N/A  
Avg Useful Life: N/A  
Est Residual Life: N/A  
% Consumed Life: N/A  
Category: Study  
Urgency: 3 = Important  
Carry Forward: No

**Project Description**

Technical studies as may be necessary to evaluate technical issues or opportunities at the WWTP.

Year Built: N/A  
Rehabilitation Date (Extending life of Asset): N/A  
Rehab Life Extension: N/A  
Asset Condition Rating: N/A

**Justification**

Being prepared for opportunities or issue mitigations by advance study/review will allow CAWD to be proactive in management and operation of the WWTP.

**Risk Management Strategy**

Capital Improvement Strategy:  
Maintenance Strategy:  
Non Asset Strategy: Strategic Changes to Level of Service

**Funding Source**

Primary Capital Budget Secondary

**Budget Impact/Other**

	Estimated Cumulative Thru FY22-23	23-24	24-25	25-26	26-27	27-28	Total
Labor						\$	-
Engineering		\$125,000	\$125,000	\$125,000	\$125,000	\$125,000	\$ 625,000
Parts & Supplies						\$	-
Chemicals						\$	-
Utility						\$	-
Other						\$	-
Total	\$ -	\$ 125,000	\$ 125,000	\$ 125,000	\$ 125,000	\$ 125,000	\$ 625,000

**CAWD Treatment Dept - Capital Purchases**

**FY 2023/24 thru 2027/28**

<b>Project #</b>	<b>PROJECT</b>	<b>23/24</b>	<b>24/25</b>	<b>25/26</b>	<b>26/27</b>	<b>27/28</b>	<b>Unscheduled</b>
1	Laboratory Ion Chromatograph (90% Reclamation)	\$57,000					
2	Laboratory Autoclave (50% Reclamation)		\$ 20,000				
3	Dewatering Building Poly Blend unit M60-P1AA (Unit 1)				\$ 28,000		
4	Dewatering Building Poly Blend unit M60-P1AA (Unit 2)					\$ 28,000	
5	Laboratory Dishwashers (2) (75% CAWD/25% Reclamation)						\$ 30,000
	<b>TREATMENT &amp; DISPOSAL TOTAL</b>	\$ 57,000	\$ 20,000	\$ -	\$ 28,000	\$ 28,000	\$ 30,000
	RECLAMATION SHARE	\$ 51,300	\$ 10,000	\$ -	\$ -	\$ -	\$ 7,500
	PBCSD SHARE	\$ 1,898	\$ 3,330	\$ -	\$ 9,324	\$ 9,324	\$ 7,493
	<b>CAWD COST</b>	\$ 3,802	\$ 6,670	\$ -	\$ 18,676	\$ 18,676	\$ 15,008

1 **FY 2022-23 Budget**  
Carmel Area Wastewater District

Project Name: Ion Chromatograph  
Dept: Reclamation  
Total Cost: \$ 57,000  
CY Budget \$ 57,000  
GL Account:

Contact: Waggoner  
Area Lab  
Asset Type: Support Equipment  
Avg Useful Life: 10 years  
Est Residual Life: 1 year  
% Consumed Life: 90%  
Category: Capital Equipment  
Urgency: 2 = Very Important  
Carry Forward: Yes

**Asset Description**

The Ion Chromatograph (IC) system is a multi-use equipment used for the Pebble Beach Reclamation samples and CAWD MF/RO and Tertiary water. The IC analyzes the Cation and Anion ions and Iron and Manganese in the water samples collected. The IC is used weekly for MF/RO Blend and Reclaim Line samples and on a monthly schedule PBCSD collects water samples at the golf courses and well samples. The data is used by the PBCSD and golf course superintendents for irrigation. The replacement item requested is for the Cation and Iron and Manganese analysis.

The current computer is on Win7 which must be upgraded.

Year Built: 2009  
Rehabilitation Date (Extending life of Asset): N/A  
Rehab Life Extension: N/A

Asset Condition Rating: Rehab unlikely

**Justification**

The Dionex IC unit is no longer serviceable by manufacture service technicians and parts are limited to what is available no new parts are being made. The unit has been placed on the obsolescence list by the manufacture since 2018. The purchase is for the Cation and T-metal analysis. The anion analysis will be run on a different instrument already being used. CAWD's 10% is for permit analysis of the following weekly paramters, Chloride, Sulfate, Nitrate-N and Flouride. Staff also does analysis on the influent flow as well of the same parameters.

**Asset Risk Management Strategy**

Capital Improvement Risk Plan Rehabilitation/Replacement  
Maintenance Risk Management Corrective Maintenance  
Non Asset Risk Management

**Funding Source**

Primary CAWD 10% Secondary Reclamation 90%

**Budget Impact/Other**

	Prior Yr	22-23	23-24	24-25	25-26	26-27	Unscheduled	Total
Labor							\$	-
Engineering							\$	-
Parts & Supplies		\$ 52,000					\$	52,000
Chemicals							\$	-
Utility							\$	-
Other		\$ 5,000					\$	5,000
<b>Total</b>		\$ - \$ 57,000	\$ -	\$ -	\$ -	\$ -	\$ -	\$ 57,000

2 **FY 2022-23 Budget**  
Carmel Area Wastewater District

Contact: Waggoner  
Area Lab

Project Name: Laboratory Autoclave  
Dept: Treatment  
Total Cost: \$ 20,000  
CY Budget \$ -  
GL Account:

Asset Type: Support Equipment  
Avg Useful Life: 20 years  
Est Residual Life: 1 year  
% Consumed Life: 95%  
Category: Capital Equipment  
Urgency: 3 = Important  
Carry Forward: Yes

**Asset Description**

The autoclave is used for sterilizing bacteriological media used for microbiological analysis of the final effluent, tertiary effluent and ocean receiving samples if needed. The unit is also used to sterilize used positive tests material to be able to discard to the trash or dispose in the drain.

Year Built: 1993  
Rehabilitation Date (Extending life of Asset): N/A  
Rehab Life Extension: N/A  
Asset Condition Rating: Rehab unlikely

**Justification**

Lab staff has been able to keep autoclave operational by changing gaskets so that the unit can maintain the correct sterilization temperature and pounds per square inch (psi). The unit has corrosion building along the base and may not be repairable.

**Asset Risk Management Strategy**

Capital Improvement Risk Plan Rehabilitation/Replacement  
Maintenance Risk Management Predictive & Preventative Maintenance  
Non Asset Risk Management

**Funding Source**

Primary CAWD 50% Secondary Reclamation 50%

**Budget Impact/Other**

	Prior Yr	22-23	23-24	24-25	25-26	26-27	Unscheduled	Total
Labor							\$	-
Engineering							\$	-
Parts & Supplies			\$ 20,000				\$	20,000
Chemicals							\$	-
Utility							\$	-
Other							\$	-
<b>Total</b>		\$ -	\$ -	\$ 20,000	\$ -	\$ -	\$ -	\$ 20,000

3 **FY 2022-23 Budget**  
 Carmel Area Wastewater District

Contact: Waggoner  
 Area DeWatering Bldg  
 Asset Type: Process Equip (Chemical)  
 Avg Useful Life: 10 years  
 Est Residual Life: 5 years  
 % Consumed Life: 50%  
 Category: Capital Equipment  
 Urgency: 5 = Future  
 Carry Forward: Yes

Project Name: Dewatering Building Poly Blend unit M60-P1AA (Unit 1)  
 Dept: Treatment  
 Total Cost: \$ 28,000  
 CY Budget \$ -  
 GL Account:

**Asset Description**

Polymer mixing and injection unit that mixes and adds a coagulant to the flow stream of anaerobic digested sludge prior to the dewatering devices. Either the Screwpress or the Beltpress to enhance liquid separation.

Year Built: 2016  
 Rehabilitation Date (Extending life of Asset): N/A  
 Rehab Life Extension: 5 years  
 Asset Condition Rating: Good

**Justification**

The equipment's age is such that the vendor may no longer support or sell/stock replacement parts for the UGSI Polyblend unit in the future. This model was purchased in the Phase 1 project staff continues to update all polymer mixing systems to be the same, to limit the amount of spare parts in inventory.

**Asset Risk Management Strategy**

Capital Improvement Risk Plan Rehabilitation/Replacement  
 Maintenance Risk Management Predictive & Preventative Maintenance  
 Non Asset Risk Management

**Funding Source**

Primary CAWD 100% Secondary Capital Budget

**Budget Impact/Other**

	Prior Yr	22-23	23-24	24-25	25-26	26-27	Unscheduled	Total
Labor					\$ 2,000			\$ 2,000
Engineering								\$ -
Parts & Supplies					\$ 24,000			\$ 24,000
Chemicals								\$ -
Utility								\$ -
Other					\$ 2,000			\$ 2,000
<b>Total</b>	<b>\$ -</b>	<b>\$ -</b>	<b>\$ -</b>	<b>\$ -</b>	<b>\$ 28,000</b>	<b>\$ -</b>	<b>\$ -</b>	<b>\$ 28,000</b>

4 **FY 2022-23 Budget**  
Carmel Area Wastewater District

Project Name: Dewatering Building Poly Blend unit M60-P1AA (Unit 2)  
Dept: Treatment  
Total Cost: \$ 28,000  
CY Budget \$ -  
GL Account:

Contact: Waggoner  
Area DeWatering Bldg  
Asset Type: Process Equip (Chemical)  
Avg Useful Life: 10 years  
Est Residual Life: 5 years  
% Consumed Life: 50%  
Category: Capital Equipment  
Urgency: 5 = Future  
Carry Forward: Yes

**Asset Description**

Polymer mixing and injection unit that mixes and adds a coagulant to the flow stream of anaerobic digested sludge prior to the dewatering devices. Either the Screwpress or the Beltpress to enhance liquid separation.

Year Built: 2016  
Rehabilitation Date (Extending life of Asset): N/A  
Rehab Life Extension: 5 years  
Asset Condition Rating: Good

**Justification**

The equipment's age is such that the vendor may no longer support or sell/stock replacement parts for the UGSI Polyblend unit in the future. This model was purchased in the Phase 1 project staff continues to update all polymer mixing systems to be the same, to limit the amount of spaeer parts in inventory.

**Asset Risk Management Strategy**

Capital Improvement Risk Plan Rehabilitation/Replacement  
Maintenance Risk Management Predictive & Preventative Maintenance  
Non Asset Risk Management

**Funding Source**

Primary CAWD 100% Secondary Capital Budget

**Budget Impact/Other**

	Prior Yr	22-23	23-24	24-25	25-26	26-27	Unscheduled	Total
Labor						\$ 2,000	\$	2,000
Engineering							\$	-
Parts & Supplies						\$ 24,000	\$	24,000
Chemicals							\$	-
Utility							\$	-
Other						\$ 2,000	\$	2,000
<b>Total</b>	<b>\$ -</b>	<b>\$ -</b>	<b>\$ -</b>	<b>\$ -</b>	<b>\$ -</b>	<b>\$ 28,000</b>	<b>\$ -</b>	<b>\$ 28,000</b>

5 **FY 2022-23 Budget**  
Carmel Area Wastewater District

Contact: Waggoner

Area Lab

Asset Type: Process Equip (Chemical)

Avg Useful Life: 10 years

Est Residual Life: 5 years

% Consumed Life: 50%

Category: Capital Equipment

Urgency: 5 = Future

Carry Forward: Yes

Project Name: Laboratory Dishwashers (2) (75% CAWD/25% Reclamation)

Dept: Treatment

Total Cost: \$ 28,000

CY Budget \$ -

GL Account:

**Asset Description**

The laboratory uses two specialized, industrial dishwasher configured for different bottle washing uses. One dishwasher is used for glassware of BOD bottles, beakers and flasks that go through a washing cycle of hot water, soap wash, rinse -tap and DI water, and acid wash. The second dishwasher is used as a universal wash that larger items can be washed and the sample bottles used for sample collection.

Year Built: 2016

Rehabilitation Date (Extending life of Asset): N/A

Rehab Life Extension: N/A

Asset Condition Rating: Good

**Justification**

This is listed as "Unscheduled", the dishwashers are currently working well - no time frame when to replace. These Laboratory dishwashers are Speciality Industrial Units designed to accommodate specifically design laboratory glassware and equipment.

**Asset Risk Management Strategy**

Capital Improvement Risk Plan Rehabilitation/Replacement  
Maintenance Risk Management Predictive & Preventative Maintenance  
Non Asset Risk Management

**Funding Source**

Primary CAWD 50% Secondary Reclamation 50%

**Budget Impact/Other**

	Prior Yr	22-23	23-24	24-25	25-26	26-27	Unscheduled	Total
Labor					\$ 2,000			\$ 2,000
Engineering								\$ -
Parts & Supplies					\$ 24,000			\$ 24,000
Chemicals								\$ -
Utility								\$ -
Other					\$ 2,000			\$ 2,000
<b>Total</b>	<b>\$ -</b>	<b>\$ -</b>	<b>\$ -</b>	<b>\$ -</b>	<b>\$ 28,000</b>	<b>\$ -</b>	<b>\$ -</b>	<b>\$ 28,000</b>





1 **FY 2023-24 Budget**  
Carmel Area Wastewater District

Contact: Lather  
Area Administration

Project Name: Replace Administrative Office Carpeting  
Dept.: Administration  
5 yr. Cap Projection: \$ 27,000.00  
CY Budget \$ -  
GL Account:

Asset Type: N/A  
Avg Useful Life: 20 years  
Est Residual Life: 0 yrs  
% Consumed Life: 100%  
Category: Maintenance  
Urgency: 3 = Important  
Carry Forward: No

**Asset Description**

It is anticipated that the Administration office building carpeting, which has never been replaced, will need to be replaced within the next 5 years. 500 square yards at \$45/yard. To prolong the carpet life, staff proposes to include a maintenance item to professional clean the carpets each year.

Year Built: 1990  
Rehabilitation Date (Extending life of Asset): N/A  
Rehab Life Extension: N/A  
Asset Condition Rating: 4

**Justification**

The carpets were cleaned in 2021 and were successful in removing large stains; however, the high traffic areas remain badly worn and soiled. Given the age of the carpet it is not surprising that it is showing its age. We tiled the entry way and hallway roughly 5 years ago because of the condition of the carpet. The general recommendation for the life of commercial carpeting is a 10 year lifespan.

**Asset Risk Management Strategy**

Capital Improvement Risk:  
Maintenance Risk Management: Predictive & Preventative Maintenance  
Non Asset Risk Management:

**Funding Source**

Primary                      Capital Reserves    Secondary

**Budget Impact/Other**

	Prior Yr.	22-23	23-24	24-25	25-26	26-27	Unscheduled	Total
Labor							\$	-
Engineering							\$	-
Parts & Supplies							\$	-
Chemicals							\$	-
Utility							\$	-
Other			\$ 27,000				\$	27,000
<b>Total</b>		\$ -	\$ 27,000	\$ -	\$ -	\$ -	\$ -	\$ 27,000

2 **FY 2023-24 Budget**  
Carmel Area Wastewater District

Contact: Lather

Area Administration

Asset Type: N/A

Avg Useful Life: 10 years

Est Residual Life: 0 yrs

% Consumed Life: 100%

Category: Maintenance

Urgency: 3 = Important

Carry Forward: No

Project Name: Interior Painting  
Dept.: Administration  
5 yr. Cap Projection: \$ 25,000.00  
CY Budget \$ -  
GL Account:

**Asset Description**

The District has not had the interior building walls painted since 1990. There has been some "touch up" work over the years, but we have reached the point where there are repairs that need to be done (i.e. cracks, separation at corners, chipping, etc.) and then the entire office repainted. Base boards in the main hallway were painted in 2016 as part of the floor tile project. We would like to keep the "teal" wallpaper in entry and boardroom intact.

Year Built: 1990

Rehabilitation Date (Extending life of Asset): N/A

Rehab Life Extension: N/A

Asset Condition Rating: 4

**Justification**

Normal wear and tear on the building over the past 30 years - it is generally recommended in trade to repaint interior every 5-7 years.

**Asset Risk Management Strategy**

Capital Improvement Risk:

Maintenance Risk Management: Predictive & Preventative Maintenance

Non Asset Risk Management:

**Funding Source**

Primary                      Capital Reserves    Secondary

**Budget Impact/Other**

	Prior Yr.	22-23	23-24	24-25	25-26	26-27	Unscheduled	Total
Labor							\$	-
Engineering							\$	-
Parts & Supplies							\$	-
Chemicals							\$	-
Utility							\$	-
Other			\$ 25,000				\$	25,000
<b>Total</b>		\$ -	\$ 25,000	\$ -	\$ -	\$ -	\$ -	\$ 25,000

3 **FY 2023-24 Budget**  
Carmel Area Wastewater District

Contact: Lather

Area Administration

Asset Type: N/A

Avg Useful Life: 10 years

Est Residual Life: 0 yrs

% Consumed Life: 100%

Category: Maintenance

Urgency: 3 = Important

Carry Forward: No

Project Name: Replace Administrative Office Furnace  
Dept.: Treatment  
5 yr. Cap Projection: \$ 6,500.00  
CY Budget \$ 6,500.00  
GL Account:

**Asset Description**

It is anticipated that the Administrative Office building furnaces will need to be replaced at some future date. There are a total of three furnaces in the building. We have had intermittent repairs to the system and replaced two units as they failed - last in 2009. We continue to annually change the filters.

Year Built: N/A

Rehabilitation Date (Extending life of Asset): 1990

Rehab Life Extension: N/A

Asset Condition Rating: 4

**Justification**

Because the furnaces are relatively easy to repair/replace we will continue to handle these on a run-to-fail basis.

**Asset Risk Management Strategy**

Capital Improvement Risk:

Maintenance Risk Management: Predictive & Preventative Maintenance

Non Asset Risk Management:

**Funding Source**

Primary Operating Reserves Secondary

**Budget Impact/Other**

	Prior Yr.	22-23	23-24	24-25	25-26	26-27	Unscheduled	Total		
Labor							\$	-		
Engineering							\$	-		
Parts & Supplies							\$	-		
Chemicals							\$	-		
Utility							\$	-		
Other	\$	6,500					\$	6,500		
<b>Total</b>	<b>\$</b>	<b>6,500</b>	<b>\$</b>	<b>-</b>	<b>\$</b>	<b>-</b>	<b>\$</b>	<b>-</b>	<b>\$</b>	<b>6,500</b>

4 **FY 2023-24 Budget**  
Carmel Area Wastewater District

Contact: Lather

Area Administration

Asset Type: N/A

Avg Useful Life: 30 years

Est Residual Life: 0 yrs

% Consumed Life: 100%

Category: Maintenance

Urgency: 3 = Important

Carry Forward: No

Project Name: Admin Roof  
Dept.: Administration  
5 yr. Cap Projection: \$ 70,000.00  
CY Budget \$ -  
GL Account:

**Asset Description**

The roof at the Admin offices is composite shingle. The average lifespan of asphalt shingles ranges from 20 to 40 years.

Year Built: 1990

Rehabilitation Date (Extending life of Asset): N/A

Rehab Life Extension: N/A

Asset Condition Rating: 4

**Justification**

The roof will be 32 years old in 2022. We will continue to monitor its condition but estimate that it may still have some life remaining. At this time the plan is to replace with like roofing.

**Asset Risk Management Strategy**

Capital Improvement Risk:

Maintenance Risk Management: Predictive & Preventative Maintenance

Non Asset Risk Management:

**Funding Source**

Primary	Capital Reserves	Secondary						Unscheduled	Total
<b>Budget Impact/Other</b>									
	Prior Yr.	22-23	23-24	24-25	25-26	26-27			
Labor								\$	-
Engineering								\$	-
Parts & Supplies								\$	-
Chemicals								\$	-
Utility								\$	-
Other							\$	70,000	\$ 70,000
<b>Total</b>		\$	- \$	- \$	- \$	- \$	- \$	\$ 70,000	\$ 70,000

5 **FY 2023-24 Budget**  
Carmel Area Wastewater District

Contact: Lather

Area Administration

Asset Type: N/A

Avg Useful Life: 50 years

Est Residual Life:

% Consumed Life:

Category: Maintenance

Urgency: 3 = Important

Carry Forward: No

Project Name: Front Porch Settling - repair  
Dept.: Administration  
5 yr. Cap Projection: \$ 35,000.00  
CY Budget \$ -  
GL Account:

**Asset Description**

The concrete front porch to the Admin Building has settled approximately 1-2 inches since it was initially poured in 1990. Settlement is likely due to improper/non-existent footings/foundations under the porch.

Year Built: 1990

Rehabilitation Date (Extending life of Asset): N/A

Rehab Life Extension: N/A

Asset Condition Rating: 4

**Justification**

The options to solve this problem include: (1) Rip out and build new, (2) Dig underneath and jack it up a bit above where it belongs, pour a new footer below, and then set it back down, and (3) Leave it as is and build something new over the top of it that makes it "disappear". Mudjacking, also referred to as slabjacking, concrete raising or pressure grouting, is the process of raising concrete slabs by hydraulically pumping a grout mixture mixed with cement under the concrete slab. The procedure may provide a solution to the settling experienced on the building front porch. The District will invite contractors experienced in these techniques to the site for analysis of which method will provide the best results.

**Asset Risk Management Strategy**

Capital Improvement Risk:

Maintenance Risk Management: Predictive & Preventative Maintenance

Non Asset Risk Management:

**Funding Source**

Primary Capital Reserves Secondary

**Budget Impact/Other**

	Prior Yr.	22-23	23-24	24-25	25-26	26-27	Unscheduled	Total
Labor							\$	-
Engineering							\$	-
Parts & Supplies							\$	-
Chemicals							\$	-
Utility							\$	-
Other							\$ 35,000	\$ 35,000
<b>Total</b>		\$	- \$	- \$	- \$	- \$	- \$ 35,000	\$ 35,000

6 **FY 2023-24 Budget**  
Carmel Area Wastewater District

Contact: Lather

Area Administration

Asset Type: N/A

Avg Useful Life: 10 years

Est Residual Life: 0 years

% Consumed Life: 100%

Category: Maintenance

Urgency: 3 = Important

Carry Forward: No

Project Name: Update bathrooms - new tile & paint  
Dept.: Administration  
5 yr. Cap Projection: \$ 25,000.00  
CY Budget \$ -  
GL Account:

**Asset Description**

The bathrooms in the Admin Offices were tiled and painted in 1990 when the building was completed. After 30 years it is time to update the paint and tile.

Year Built: 1990

Rehabilitation Date (Extending life of Asset): N/A

Rehab Life Extension: N/A

Asset Condition Rating: 4

**Justification**

Bathroom appear dated - when interior walls are painted, restrooms should also be done. Tile should extend up walls for splash purposes.

**Asset Risk Management Strategy**

Capital Improvement Risk:

Maintenance Risk Management: Predictive & Preventative Maintenance

Non Asset Risk Management:

**Funding Source**

Primary	Capital Reserves		Secondary					Unscheduled	Total
	Prior Yr.	22-23	23-24	24-25	25-26	26-27			
Budget Impact/Other									
	Labor							\$	-
	Engineering							\$	-
	Parts & Supplies							\$	-
	Chemicals							\$	-
	Utility							\$	-
	Other						\$	25,000	\$ 25,000
	<b>Total</b>							\$ 25,000	\$ 25,000

a **FY 2023-24 Budget**  
Carmel Area Wastewater District

Contact: Foley  
Area Administration

Asset Type: N/A  
Avg Useful Life: 5 years  
Est Residual Life: 1 year  
% Consumed Life: 80%  
Category: Maintenance  
Urgency: 3 = Important  
Carry Forward: No

Project Name: Server Replacement  
Dept.: Administration  
5 yr. Cap Projection: \$ 7,000.00  
CY Budget \$ 7,000.00  
GL Account:

**Asset Description**

The Dell Optiplex server located in Admin was installed in 2017. It functions as the email server and data server for Admin offices.

Year Built: N/A  
Rehabilitation Date (Extending life of Asset): N/A  
Rehab Life Extension: N/A  
Asset Condition Rating: 4

**Justification**

This server was replaced in 2017. We replace servers on a rotating five year basis to ensure reliability and ability to keep up with technology. The older servers become, the less value they produce on the efficiency level. Stretching out the lifespan would mean an increase in business risk as we rely on hardware that is unsupported or that cannot be fixed in a timely manner. There is also a greater chance of losing sensitive data or that the Admin Office ends up offline for an extended period. Because Admin employees spend at least 6 hrs/day on a computer reliability is critical.

**Asset Risk Management Strategy**

Capital Improvement Risk: Plan Rehabilitation/Replacement  
Maintenance Risk Management: Predictive & Preventative Maintenance  
Non Asset Risk Management:

**Funding Source**

Primary                      Capital Reserves    Secondary

**Budget Impact/Other**

	Prior Yr.	22-23	23-24	24-25	25-26	26-27	27-28	Total
Labor								\$ -
Engineering								\$ -
Parts & Supplies								\$ -
Chemicals								\$ -
Utility								\$ -
Other		\$ 7,000						\$ 7,000
<b>Total</b>		<b>\$ 7,000</b>	<b>\$ -</b>	<b>\$ -</b>	<b>\$ -</b>	<b>\$ -</b>	<b>\$ -</b>	<b>\$ 7,000</b>



b **FY 2023-24 Budget**  
Carmel Area Wastewater District

Contact: Buikema  
Area Administration

Project Name: Admin Copy Machine/Scanner/Fax  
Dept.: Administration  
5 yr. Cap Projection: \$ 10,500.00  
CY Budget \$ -  
GL Account:

Asset Type: N/A  
Avg Useful Life: 10 years  
Est Residual Life: 5 years  
% Consumed Life: 50%  
Category: Maintenance  
Urgency: 3 = Important  
Carry Forward: No

**Asset Description**

The current machine was purchased in 2019 for \$7,865. The technician, and our own experience, advises that the typical lifespan is 5-7 years. Budget assumes a 4% increase per year from 2019. The cost includes a pedestal and additional paper drawers to accommodate regular, legal, and ledger size paper.

Year Built: N/A  
Rehabilitation Date (Extending life of Asset): N/A  
Rehab Life Extension: N/A  
Asset Condition Rating: 3 Minor defects only

**Justification**

The Admin copy machine receives considerable use every working day and is a critical piece of office equipment. While technology will certainly continue to change, based on current average usage we are planning for its replacement with an equivalent machine. This machine carries the largest load of copy and print volume for the District and is the conduit between copy/scan/fax/email of documents in Admin and the rest of the plant. The usage on this machine is heavy due to printing of board packets and other project material. Staff must have the ability to print/scn/fax from the Admin Office to ensure continued work flow without interruption.

**Asset Risk Management Strategy**

Capital Improvement Risk:  
Maintenance Risk Management: Predictive & Preventative Maintenance  
Non Asset Risk Management:

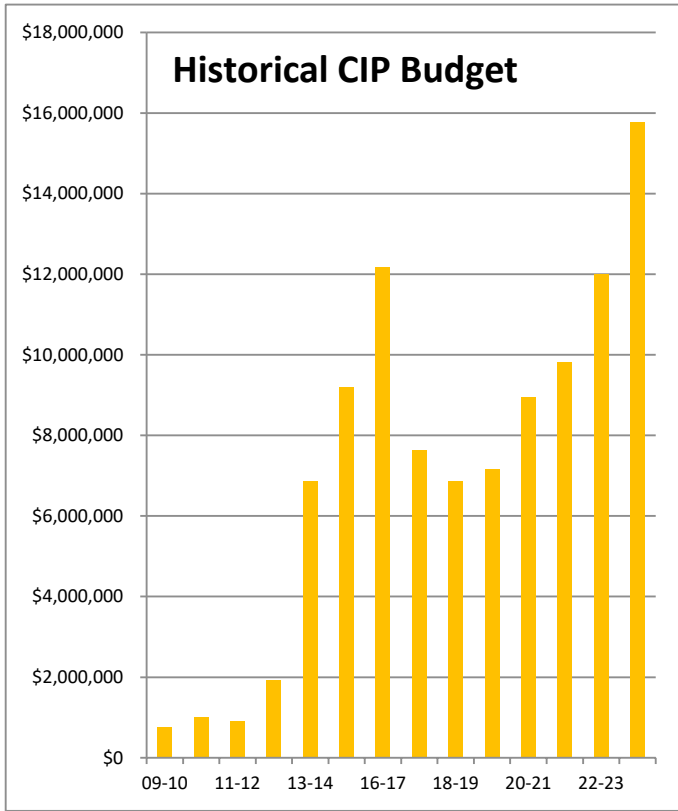
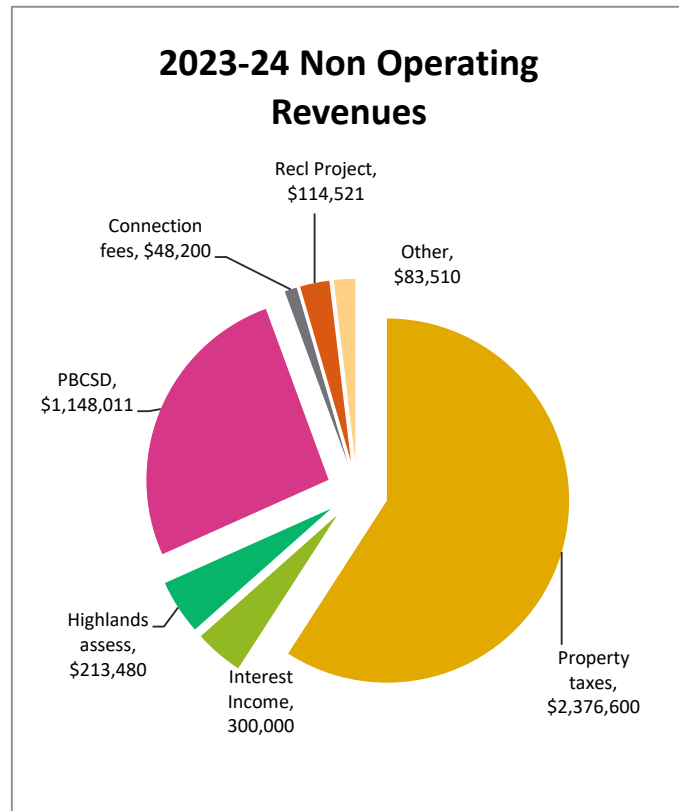
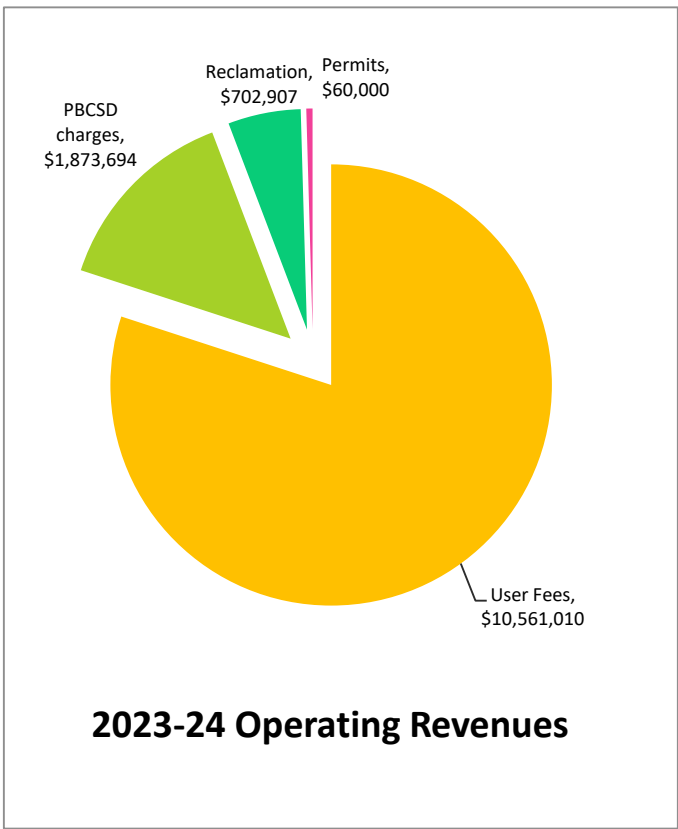
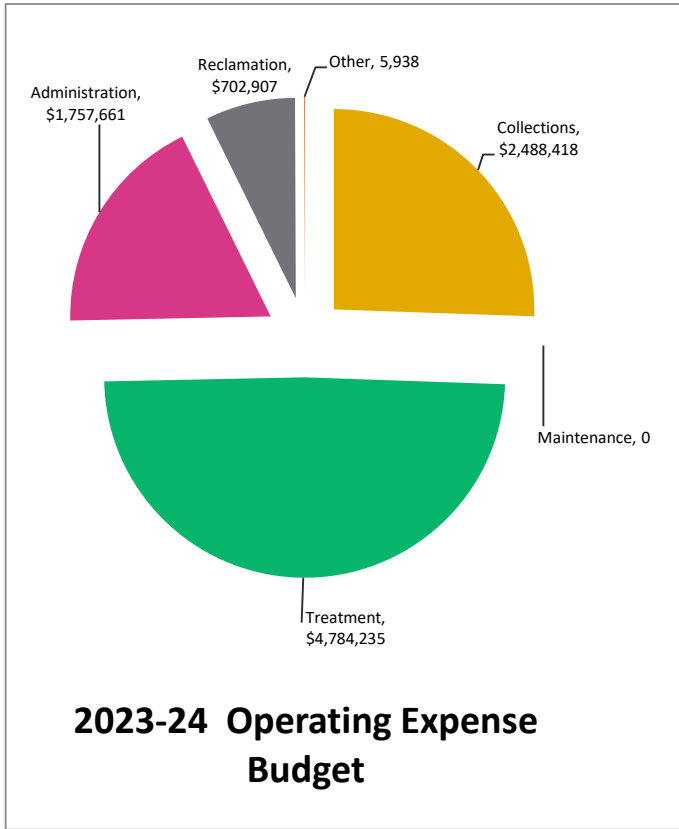
**Funding Source**

Primary                      Capital Reserves                      Secondary

**Budget Impact/Other**

	Prior Yr.	22-23	23-24	24-25	25-26	26-27	Unscheduled	Total
Labor							\$	-
Engineering							\$	-
Parts & Supplies							\$	-
Chemicals							\$	-
Utility							\$	-
Other					\$ 10,500		\$	10,500
<b>Total</b>		\$ -	\$ -	\$ -	\$ 10,500	\$ -	\$ -	\$ 10,500

# Budget 2023-24



# Carmel Area Wastewater District - Service Area with Parcels



## Technical Terms

**Account** – A record of a business transaction.

**Accounting System** – The structure of records and procedures that discovers, records, classifies, summarizes, and reports information on the financial position and results of operations of the District as a governmental entity.

**Accrual Basis** – The recognition of a revenue or expense in a fiscal year even though the actual cash may not be received or paid until the following year.

**Adoption** – Formal action by the Board of Directors. The adoption of the budget sets the financial framework for subsequent fiscal year(s).

**Agency Treatment Charges** – Revenues derived from long-term contracts with other entities to whom the District provides sewage treatment, such as Pebble Beach Community Services District and California State Parks at Point Lobos.

**Allocation of Expenses** – The manner in which revenues and expenses are accounted for in the different service functions of the District. For example: sewage collection, treatment and disposal. This function is further divided into Operations and Maintenance (O&M), Capital Purchases, and Capital Improvement Program (CIP).

**Amortization** – The spreading out of capital expenses for intangible assets over a specific period of time (usually over the asset's useful life) for accounting purposes.

Amortization is similar to depreciation, which is used for tangible assets, and to depletion, which is used with natural resources.

**Assets** – Resources owned by the District

**Asset Management** – Maintaining a desired level of service for optimal asset performance at the lowest life-cycle cost. Lowest life-cycle cost refers to the best appropriate cost for rehabilitating, repairing or replacing an asset.

**Authorized Positions** – Number of staff positions authorized for the fiscal year.

**Average Dry Weather Flow** – The average non-storm flow over 24 hours during the dry months of the year (May through September). It is composed of the average sewage flow and the average dry weather inflow and infiltration.

**Biochemical Oxygen Demand** – the amount of dissolved oxygen needed (i.e. demanded) by aerobic biological organisms to break down organic material present in a given water sample at certain temperature over a specific time period. BOD is used as a gauge of the effectiveness of wastewater treatment plants.

**Biosolids** – Sludge residual from the treatment process.

**Budget** – The District's financial plan for a given period of time, which includes revenues, expense, and other expenditures that provide funding for services provided to

District customers. It contains an Operating Budget and a Capital Budget.

- Operating Budget – The financial plan for non-capital revenues and expenses.
- Capital Budget – The financial plan of capital expenditures, part of the long-range plan.

**Capital Assets** – Assets owned by the District that have a useful life of more than 1 year and a cost of over \$10,000. Capital assets include land, buildings, machinery, equipment, and major improvements and rehabilitation that extend the useful life of an asset by 1 year or more.

**Capital Improvement Program (CIP)** – Accounts for revenues, capital contributions, and repayments, and allocates designated resources for capital improvements such as construction, purchase of new facilities and equipment, or major reconstruction of existing infrastructure.

**Clean Water Act (CWA)** – The primary federal law in the United States governing water pollution. Its objective is to restore and maintain the chemical, physical, and biological integrity of the nation's waters by preventing point and non-point pollution sources, providing assistance to publicly owned treatment works for the improvement of wastewater treatment, and maintaining the integrity of wetlands.

**Cogeneration** – Production of energy as a result of utilizing the by-products of the solids treatment process.

**Computerized Maintenance Management System (CMMS)** – A software package that is used for inventory control, procurement management, fixed asset condition assessment and maintenance repair management. The District uses a CMMS product called MainSaver.

**Contingency** – Reserves included in each fiscal year budget as an allowance for unanticipated expenses.

**Connection Fees** – Governed by Ordinance No. 85-2. Connection fees represent one-time contributions of resources to the District, imposed on all new connections to the District. The intent of these fees is to recover the capacity cost of sewer facilities within the existing system.

**Cost of Living Adjustment (COLA)** – An increase in wage compensation to offset the adverse conditions of inflation on salaries, or a provision for price increases based on the historical index of general inflation. Labor negotiation adjustments are based on the Consumer Price Index-Wage Earners San Francisco-Oakland Bay Area (CPI-W) for the period of December of the preceding year through December of the current year.

**Depreciation** – Loss in asset value over the useful life of a capital asset as a result of wear, deterioration, or obsolescence.

**District Service Charges** – Revenues received from customers for sewer services, under Ordinance No. 2015-01.

**Effluent** – Treated wastewater.

**Enterprise Fund** – Accounts for operations and business activities in a manner similar to

a private business, where the intent is that the costs of providing services to the general public are recovered primarily through user fees.

**Fiscal Year (FY)** – a 12-month financial measurement period between July 1 and June 30.

**Fund** – A fiscal accounting entity with a self-balancing set of accounts recording cash and other financial resource, liabilities and equity. Funds are segregated based on specific services or objectives in accordance with special regulations, restrictions, or limitations.

**Grants** – Contributions by other governmental entities or organizations to provide funding for a specific project.

**Interest Income** – Revenues received by the District from investments.

**Lift Station** – facilities to move wastewater from lower to higher elevation.

**Long-Range Plan** – The District maintains a long-range Construction Plan. It details planned projects by cost and target year. During each budget cycle, the planned projects for the next 2 years are moved into the budget document and the Board approves necessary funds for their implementation. The plan forecasts both capital project requirements and long-term needs for major repairs and maintenance of the sewer system.

**Net Position** – The difference between assets plus deferred outflow of resources, and liabilities plus deferred inflow of resources.

**Non-operating** – Enterprise fund revenues or expenses that are not a result of its primary service activities.

**National Pollutant Discharge Elimination System (NPDES)** – Introduced in 1972, it is a permit system for regulating point sources of pollution. Point sources may not discharge pollutants to surface waters without a permit from the NPDES system. The system is managed by the United States Environmental Protection Agency (EPA) in partnership with state environmental agencies.

**Operating Expenses** – Costs incurred by the District in the course of service to customers.

**Operating Revenues** – Funds received by the District through its normal business operations.

**Operation & Maintenance (O&M)** – Accounts for revenues and expenses related to the day-to-day operations of sewer services.

**Ordinance** – A local law set forth by the Board of Directors.

**Other or Miscellaneous** – Revenues or expenses aggregated on the financial statements for accountability purposes.

**Overhead Rates** – The purpose of overhead rates is to recover the cost of benefits, non-productive time, and other resources, such as administration and engineering services.

**Overhead Recovery** – Revenues from the application of overhead rates to actual staff salaries, for time spent on projects and

assignments in renewal and replacement and capital improvement projects.

**Permits and Inspection Fees** – Fees imposed to cover the cost of issuing sewer permits, inspecting sewer work, and maintaining permanent District records. Those fees are governed by Ordinance No. 85-1.

**Proposition 218** – Passed by California voters on November 5, 1996 with effective date of July 1, 1997, it requires local governments to obtain the approval of property owners in a local ballot measure before levying a new or increased tax assessment of those property owners. In 2006, the California Supreme Court ruled that Proposition 218 applies to local water, recycling and sewer charges.

**Renewal and Replacement (R&R)** – Accounts for revenues and expenses associated with repairs on maintenance of collections and treatment facilities or equipment.

**Resolution** – A special or temporary order of the Board of Directors. A resolution requires less formality than a statute or ordinance.

**Revenues** – Income received by providing services, or from investment or other sources.

**Sewer Rates** – Fees paid by customers for sewer services. The District utilizes a rate model that was designed by the State Water Resources Board and includes components for biochemical oxygen demand (BOD), suspended solids (SS) and flow.

**Suspended Solids** – Refers to small solid particles which remain in suspension in water as a colloid or due to the motion of the water. It is used as one indicator of water quality.